

US00D591319S

(12) **United States Design Patent**
Akdag et al.

(10) **Patent No.:** **US D591,319 S**

(45) **Date of Patent:** **** Apr. 28, 2009**

(54) **PORTION OF A PIVOT MOUNT**

D522,611 S * 6/2006 Carder et al. D23/213
D563,769 S * 3/2008 Short et al. D8/354
D576,015 S * 9/2008 Lange D8/323

(75) Inventors: **Omer Akdag**, Palm City, FL (US);
Steven Lewis Growcock, Stuart, FL
(US)

* cited by examiner

(73) Assignee: **John Donovan Enterprises, Inc.**, Stuart,
FL (US)

Primary Examiner—Sandra Snapp
Assistant Examiner—Patricia Palasik
(74) *Attorney, Agent, or Firm*—Banner & Witcoff, Ltd.

(**) Term: **14 Years**

(57) **CLAIM**

(21) Appl. No.: **29/281,406**

The ornamental design for a portion of a pivot mount, as shown and described.

(22) Filed: **Jun. 22, 2007**

(51) **LOC (9) Cl.** **15-09**

(52) **U.S. Cl.** **D15/138**

(58) **Field of Classification Search** D8/354,
D8/380; D11/82; D14/238; D15/138, 140,
D15/199; 33/245; 160/45, 188; 180/24.02,
180/202; 220/763, 775; 248/125.7, 289.11,
248/478, 479; 280/86.5; 296/97.11, 97.8;
359/399, 425, 429, 841, 872; 412/56, 58;
416/63, 205

See application file for complete search history.

(56) **References Cited**

U.S. PATENT DOCUMENTS

D275,917 S * 10/1984 Einhorn D6/567
D294,702 S * 3/1988 Yoder D14/238
D330,555 S * 10/1992 Lilly D14/238
D357,739 S * 4/1995 Stewart et al. D24/176
D363,936 S * 11/1995 Nysether et al. D14/238
D396,402 S * 7/1998 Rastovski D8/354
D469,723 S * 2/2003 McCoy et al. D12/162
D476,919 S * 7/2003 Vidmar et al. D11/182
D485,741 S * 1/2004 Worrall D8/349

DESCRIPTION

FIG. 1 is a front perspective view of a portion of a pivot mount showing my new design;

FIG. 2 is a side view thereof;

FIG. 3 is a front view thereof;

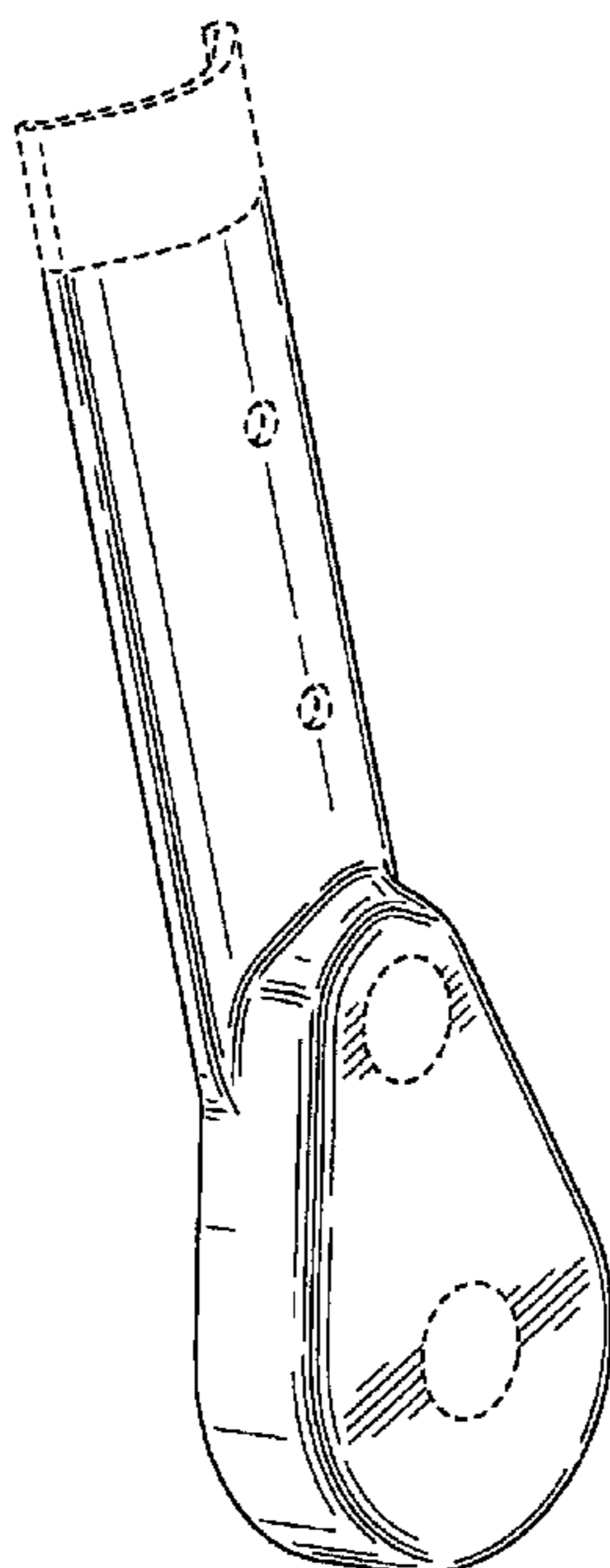
FIG. 4 is a rear view thereof;

FIG. 5 is a top view thereof; and,

FIG. 6 is a bottom view thereof.

The broken line immediately adjacent to the shaded area at a top portion of the design represents an unclaimed boundary of the design. The broken line showing of two circular disclaimed regions within the lower shaded area of FIGS. 1 and 2 forms no part of the claimed design. The broken line showing of half ovals in FIG. 5 are for illustrative purposes only and form no part of the claimed design. The broken line showing of through holes and the remainder of the pivot mount is for illustrative purposes only and forms no part of the claimed design.

1 Claim, 4 Drawing Sheets



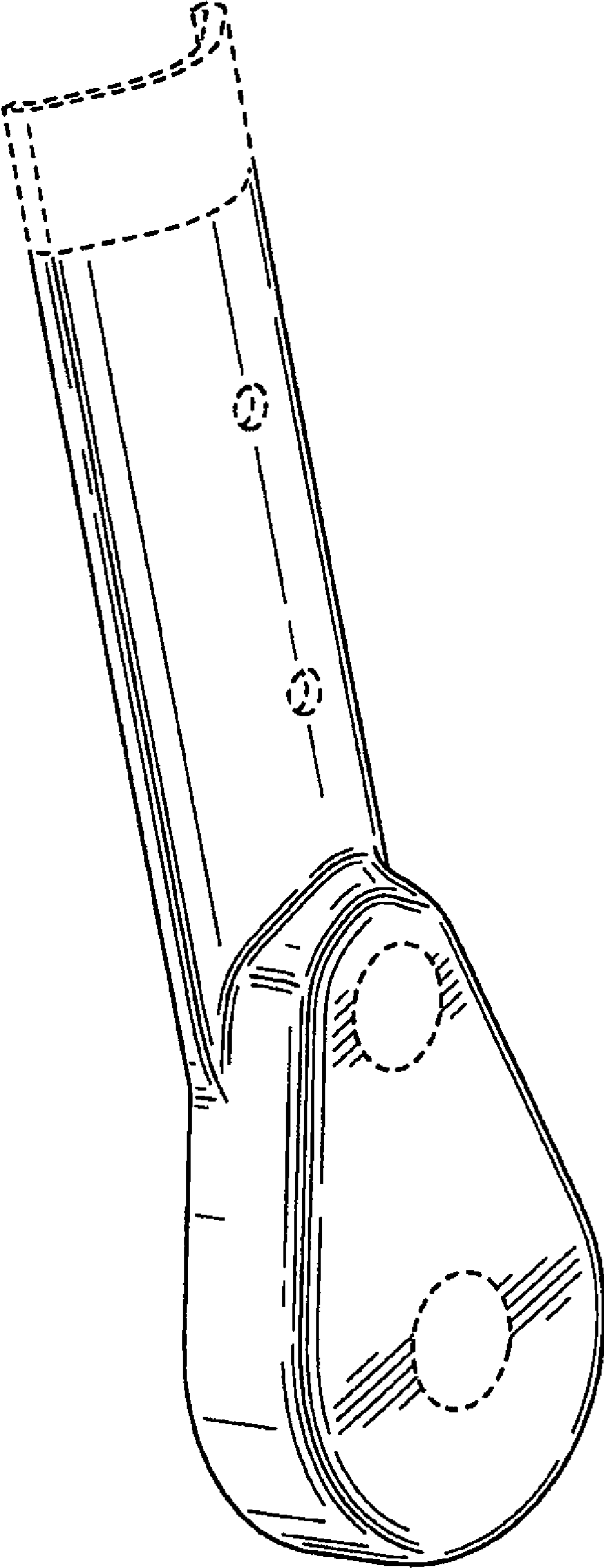


FIG. 1

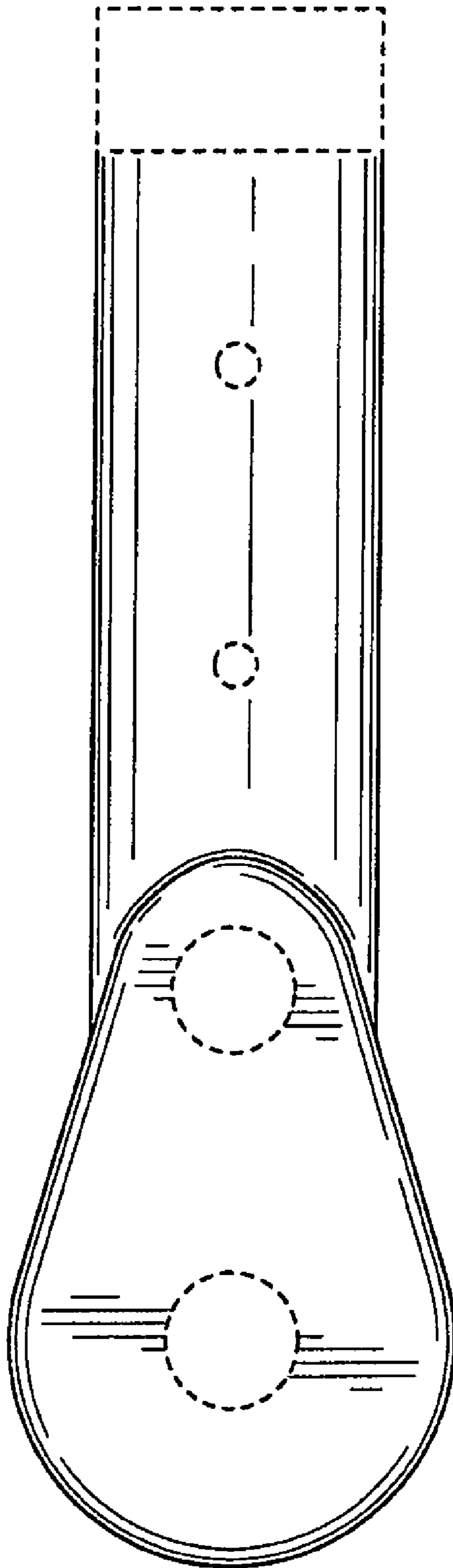


FIG. 2

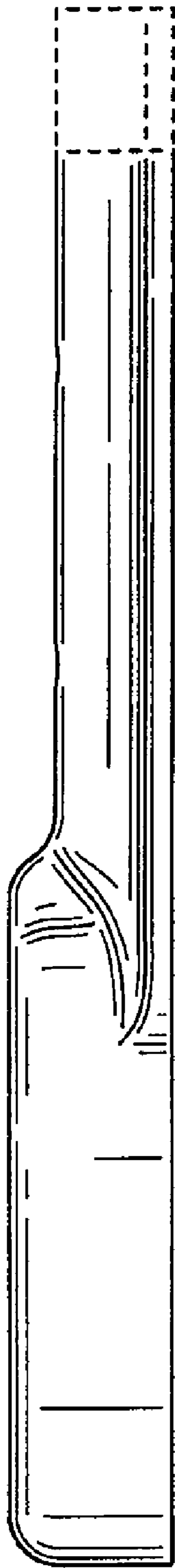


FIG. 3

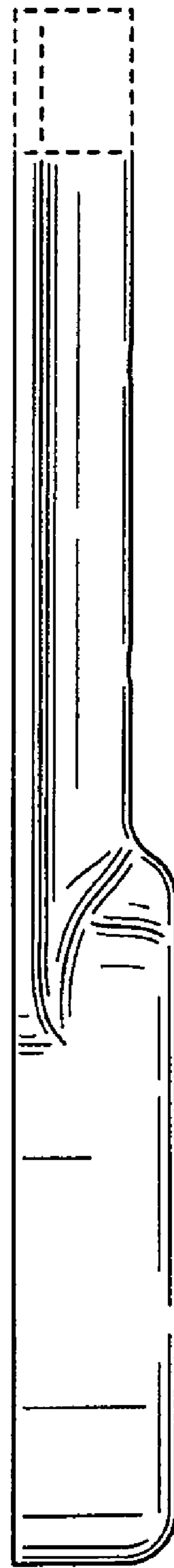


FIG. 4

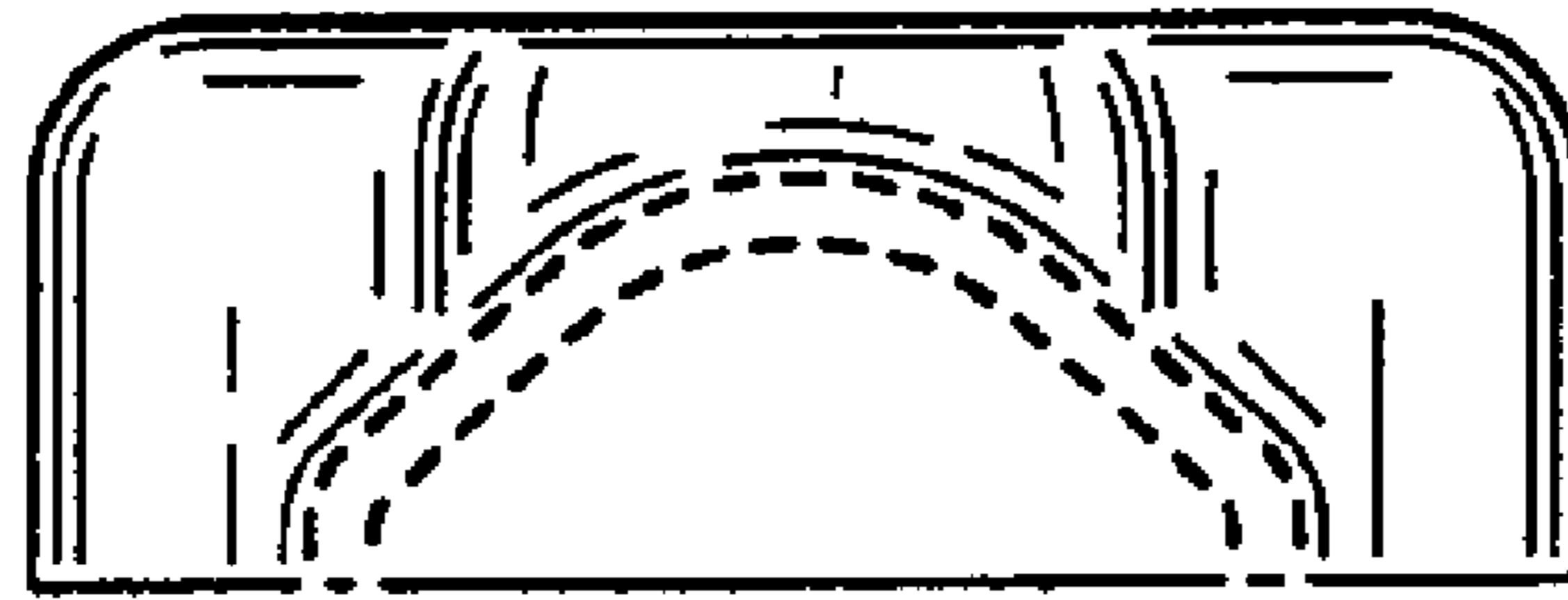


FIG. 5

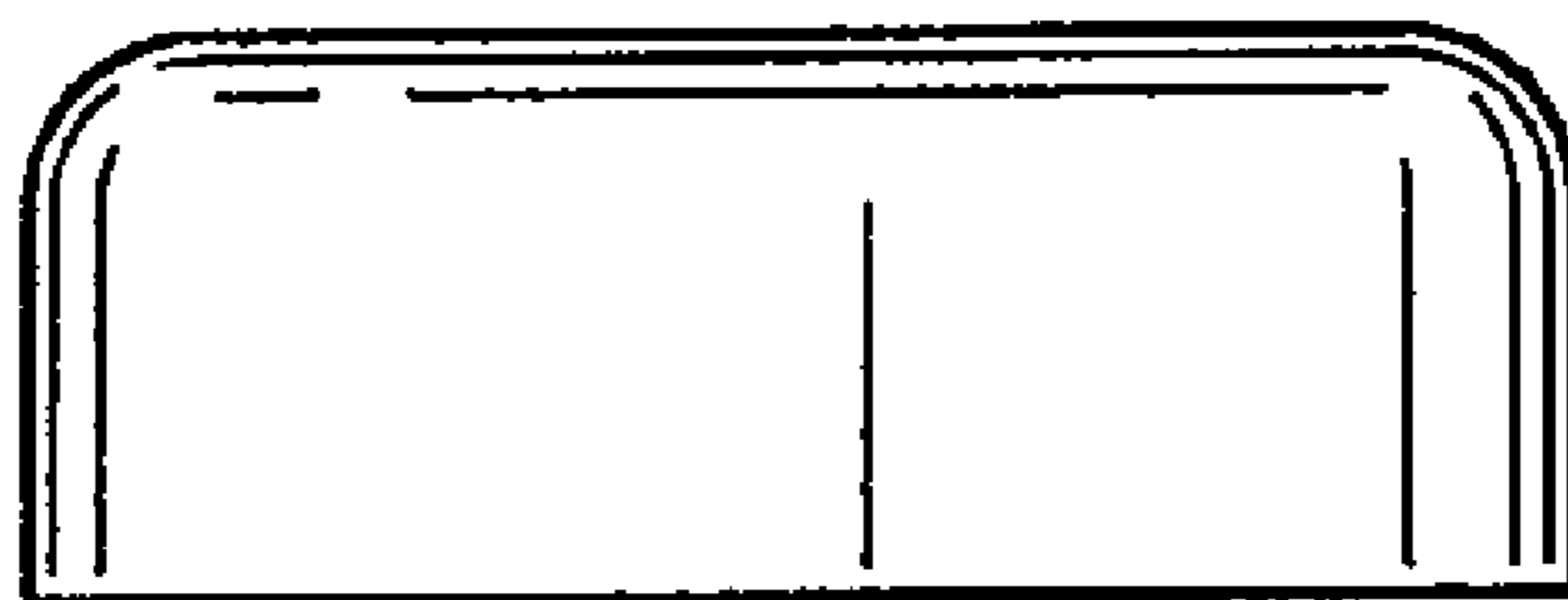


FIG. 6