



US00D591302S

(12) **United States Design Patent**
Yagi et al.

(10) **Patent No.:** **US D591,302 S**
(45) **Date of Patent:** **** Apr. 28, 2009**

(54) **SCANNER**

(75) Inventors: **Tomoko Yagi, Shiojiri (JP); Hirokazu Yamano, Chino (JP)**

(73) Assignee: **Seiko Epson Corporation (JP)**

(**) Term: **14 Years**

(21) Appl. No.: **29/307,253**

(22) Filed: **Apr. 9, 2008**

(30) **Foreign Application Priority Data**

Oct. 11, 2007 (JP) 2007-027770

(51) **LOC (9) Cl.** **14-02**

(52) **U.S. Cl.** **D14/421**

(58) **Field of Classification Search** D14/421-425;
D18/55, 49, 46, 40, 36-39, 41, 44, 45, 47,
D18/48, 50-54, 56; 235/462, 455, 470, 462.43,
235/482, 483; 358/474, 486, 488, 496, 497,
358/498, 452, 449, 451, 453, 1.13; 318/685,
318/696; 355/81, 75; 399/405, 367, 379,
399/380; 382/217; 715/209, 222, 226, 274;
400/613, 613.1-613.4, 690.1-690.4, 691-694
See application file for complete search history.

(56) **References Cited**

U.S. PATENT DOCUMENTS

- D331,401 S * 12/1992 Takeuchi D14/462
- D350,769 S * 9/1994 Hattori et al. D18/49
- D374,457 S * 10/1996 Naruki D18/49
- 5,564,686 A * 10/1996 Horng 271/4.01
- D403,697 S * 1/1999 Baba et al. D18/49
- D403,698 S * 1/1999 Kobayashi et al. D18/49
- D404,421 S * 1/1999 Takeuchi D18/49
- D422,630 S * 4/2000 Isomoto D18/49
- D436,122 S * 1/2001 Isomoto D18/49

- D478,082 S * 8/2003 Khovaylo et al. D14/425
- D502,500 S * 3/2005 Hoshiya et al. D18/50
- D516,081 S * 2/2006 Takimoto D14/463
- D528,154 S * 9/2006 Hattori D18/54
- D530,737 S * 10/2006 Lim et al. D18/50
- D532,043 S * 11/2006 Park et al. D18/50
- D533,218 S * 12/2006 Gant et al. D18/55
- D534,175 S * 12/2006 Orihashi et al. D14/463
- D545,357 S * 6/2007 Hattori et al. D18/55
- D550,768 S * 9/2007 Hoshiya et al. D18/55
- D556,257 S * 11/2007 Yamaguchi D18/55
- 7,298,979 B2 * 11/2007 Kitozaki 399/7
- 7,464,876 B2 * 12/2008 Suzuki et al. 235/455
- 2002/0113979 A1 * 8/2002 Rahgozar et al. 358/1.6
- 2003/0164957 A1 * 9/2003 Komaki 358/1.6
- 2003/0179390 A1 * 9/2003 Kitozaki 358/1.6
- 2005/0078340 A1 * 4/2005 Kato 358/474
- 2007/0001015 A1 * 1/2007 Suzuki et al. 235/472.02

* cited by examiner

Primary Examiner—Susan Moon Lee

(74) *Attorney, Agent, or Firm*—Harness, Dickey & Pierce, P.L.C.

(57) **CLAIM**

The ornamental design for a scanner, as shown and described.

DESCRIPTION

FIG. 1 is a perspective view of a scanner, as viewed from the top, front and right side, embodying our new design;

FIG. 2 is a front view thereof;

FIG. 3 is a rear view thereof;

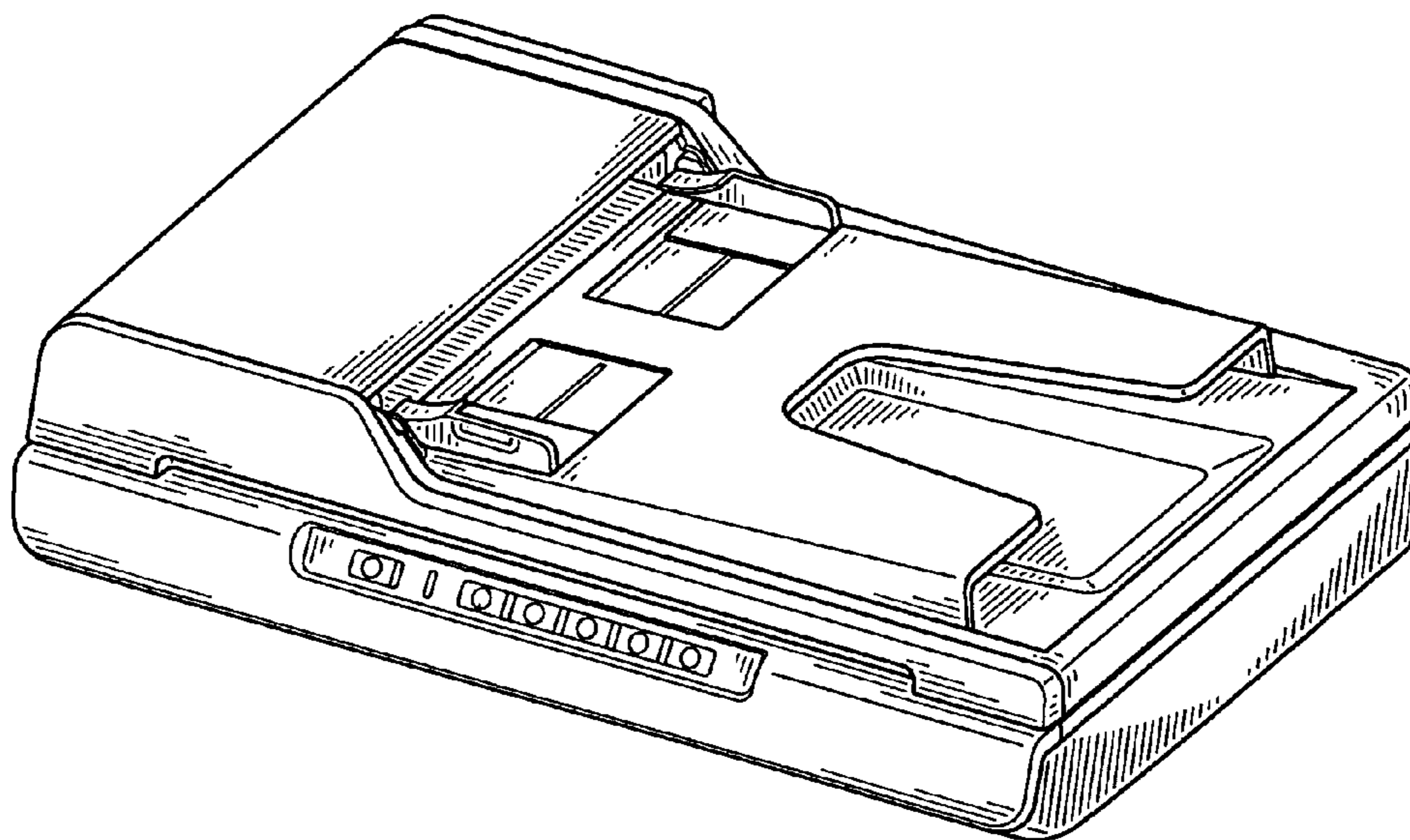
FIG. 4 is a left side view thereof;

FIG. 5 is a right side view thereof;

FIG. 6 is a top view thereof; and,

FIG. 7 is a bottom view thereof.

1 Claim, 3 Drawing Sheets






FIG. 1

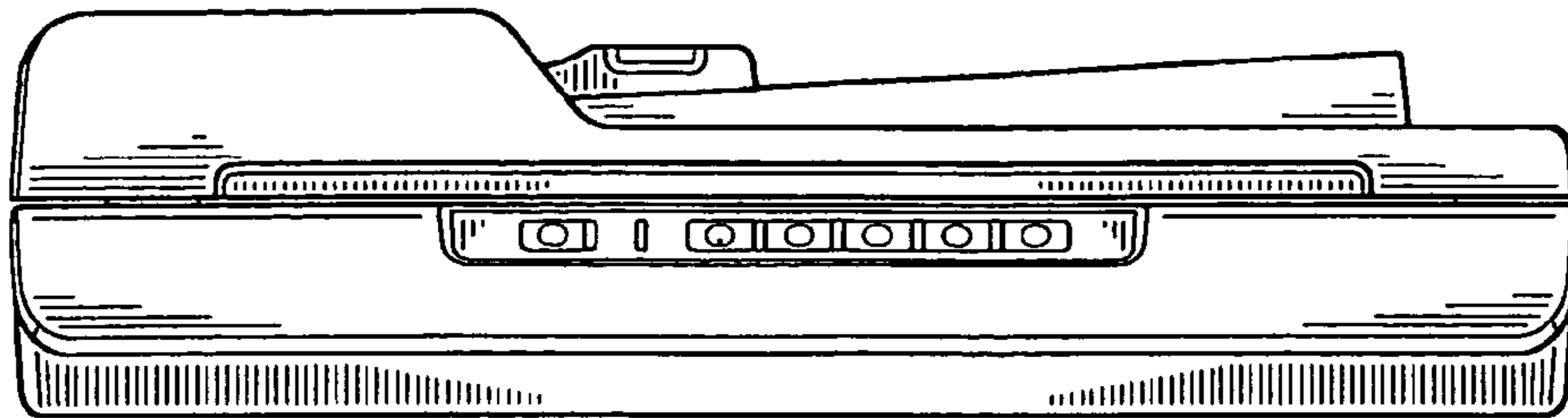


FIG. 2

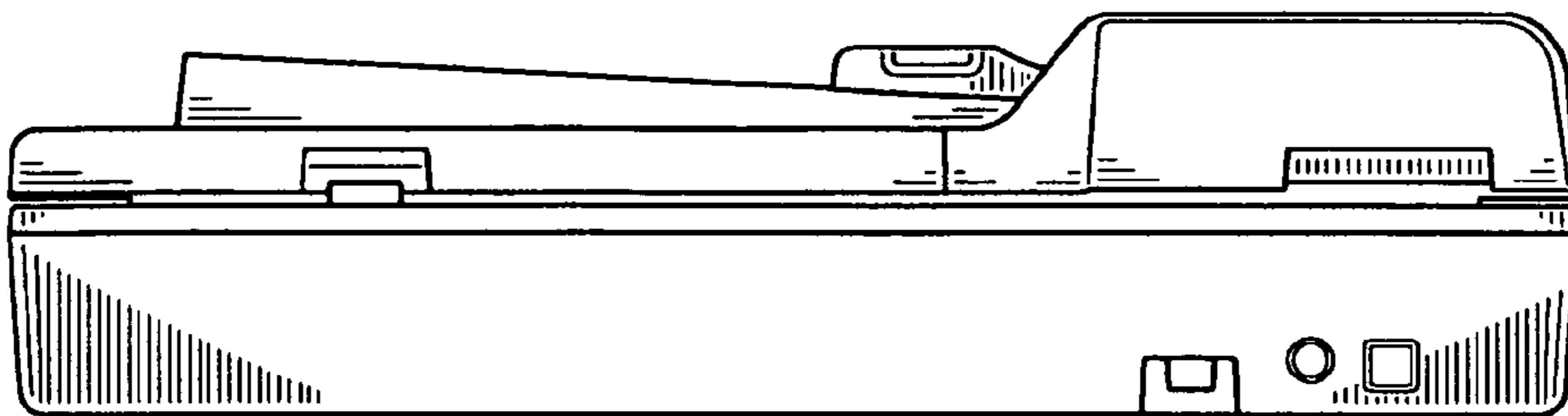


FIG. 3

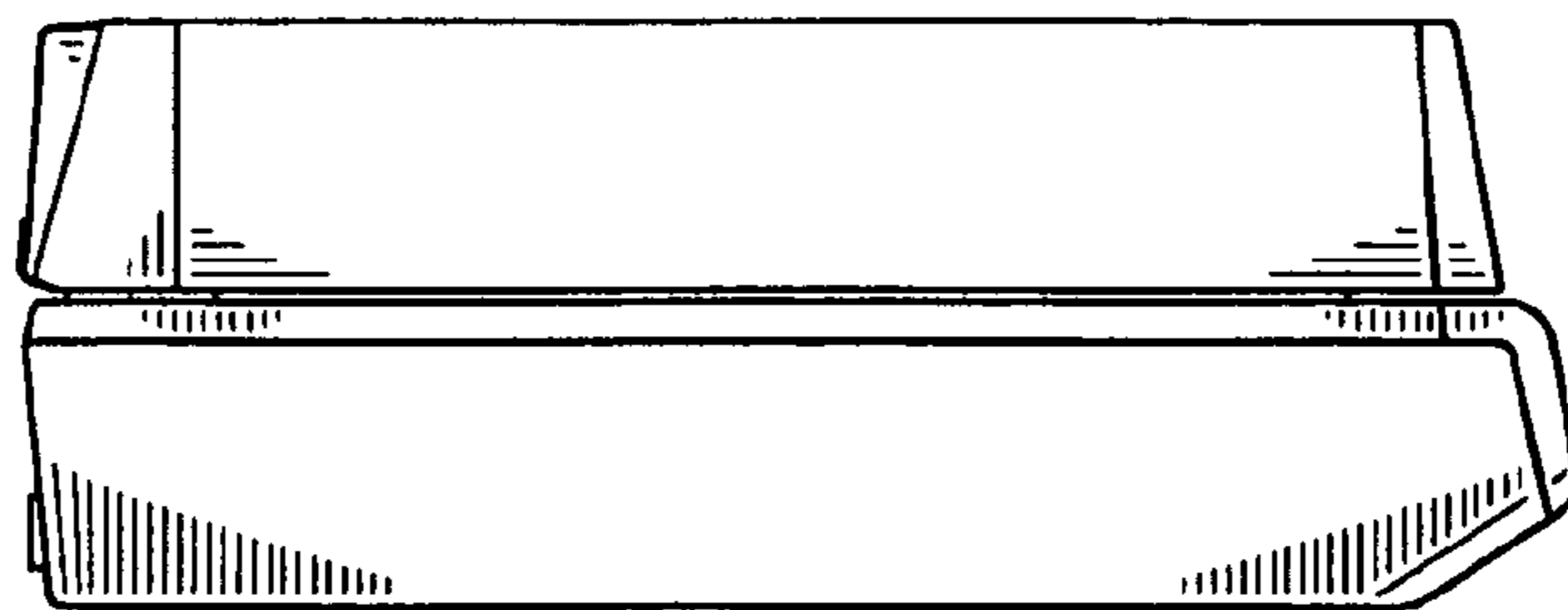


FIG. 4

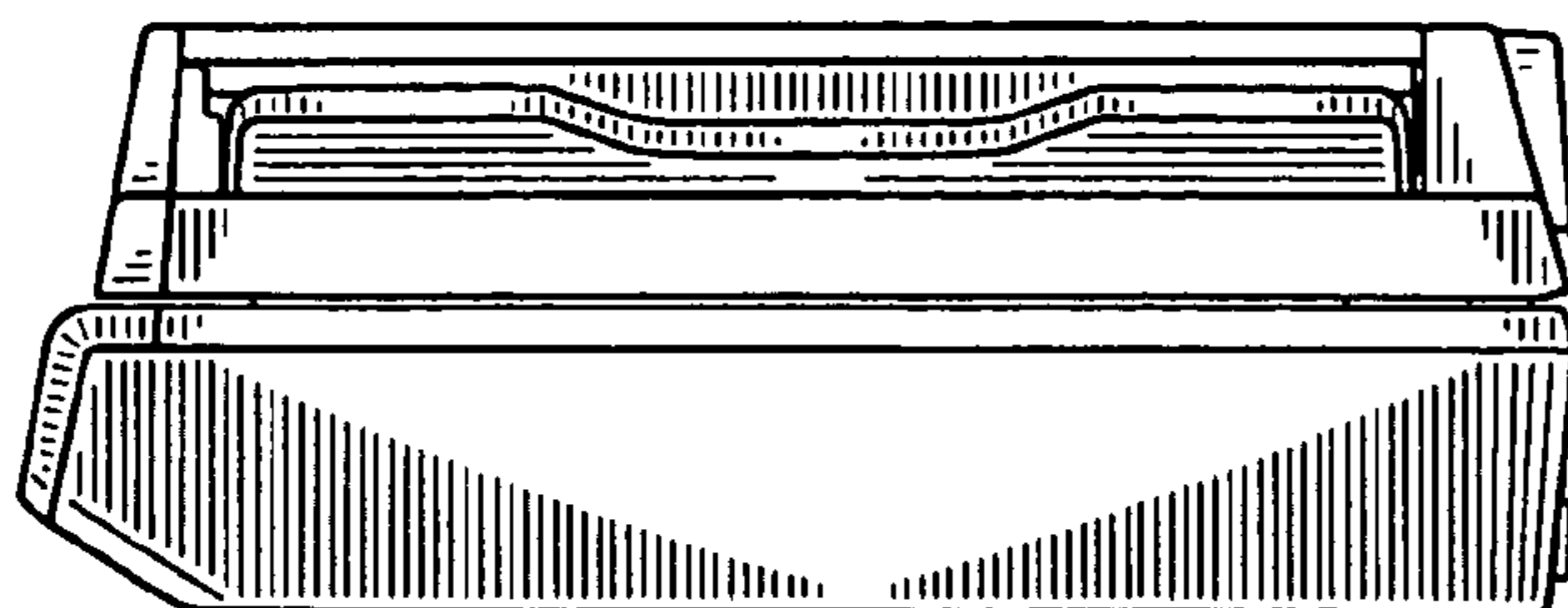


FIG. 5

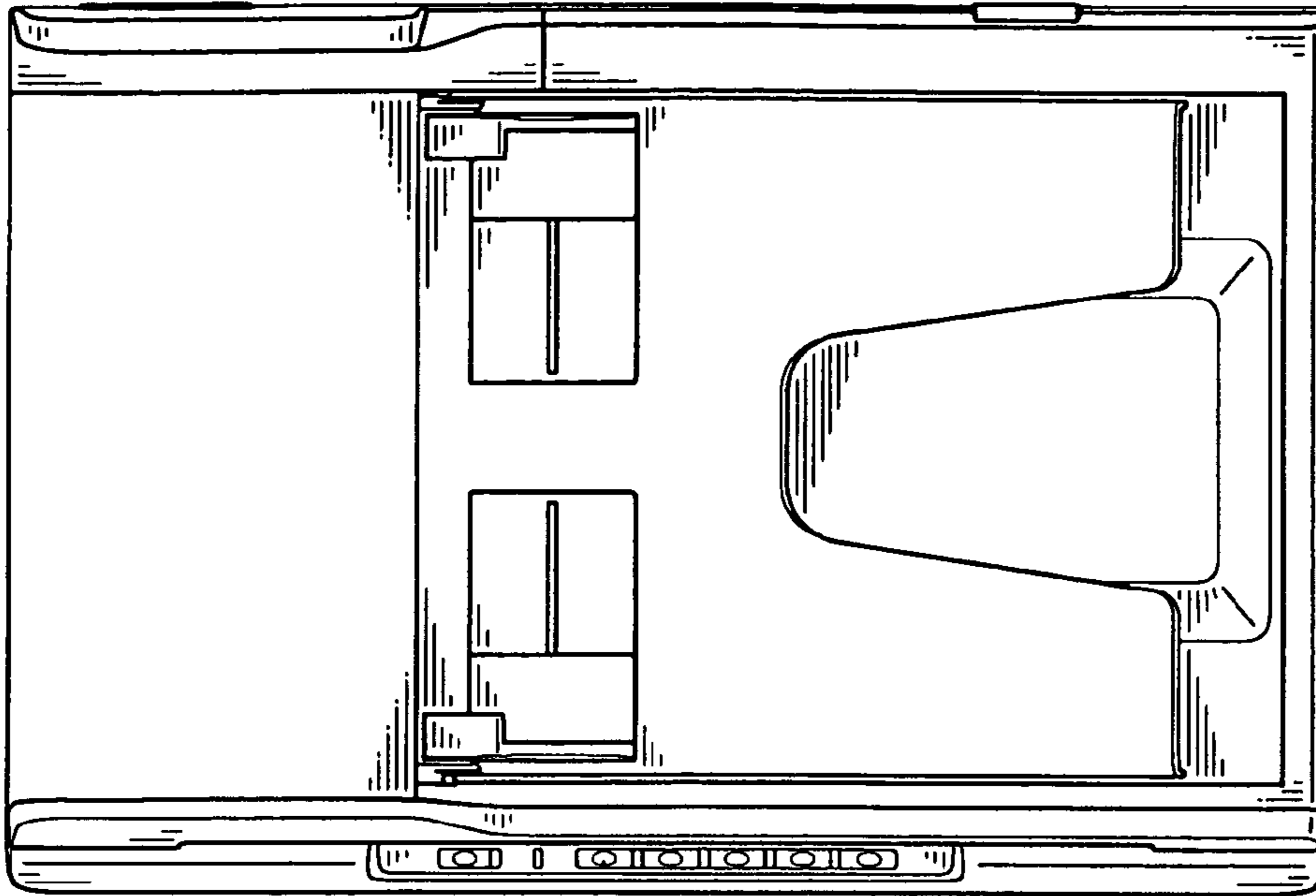


FIG. 6

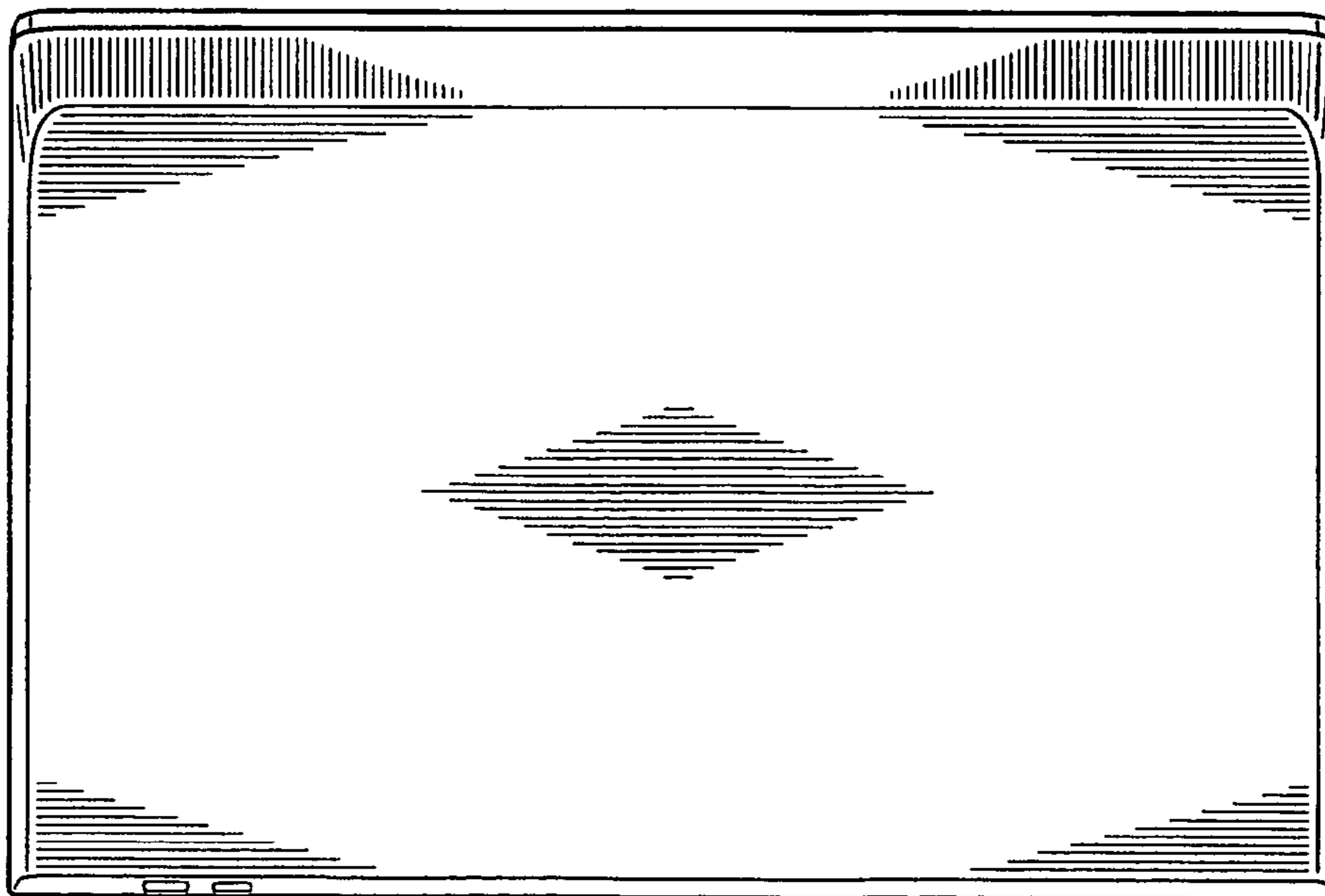


FIG. 7