



US00D591291S

(12) **United States Design Patent**
Robinson et al.

(10) **Patent No.:** **US D591,291 S**
(45) **Date of Patent:** **** Apr. 28, 2009**

(54) **ELECTRONIC DATA KEY**

(75) Inventors: **Douglas Paul Robinson**, Tampa, FL (US); **Robert James McCanney**, Clearwater, FL (US); **Michael Edward Krawczyk**, Tampa, FL (US)

(73) Assignee: **Sypris Electronics, Inc.** KY (US)

(**) Term: **14 Years**

(21) Appl. No.: **29/321,064**

(22) Filed: **Jul. 10, 2008**

(51) **LOC (9) Cl.** **14-02**

(52) **U.S. Cl.** **D14/383**

(58) **Field of Classification Search** D14/356–370, D14/383–387, 402, 407–410, 432–435, 439, D14/448, 137, 138, 155, 188, 191, 299, 902; D13/107, 108, 123, 133, 154, 158, 162, 168, D13/184, 199; D3/201, 203.5, 203.6, 205, D3/218, 273–275, 302; D9/715, 414, 424, D9/426, 430–432, 499; 361/600, 622, 627–636, 361/724, 725, 679–687; 341/173, 176; 235/492
See application file for complete search history.

(56) **References Cited**

U.S. PATENT DOCUMENTS

D281,163	S	*	10/1985	Robinson	D14/439
5,587,955	A	*	12/1996	Lee et al.	235/492
D377,647	S	*	1/1997	Fekete et al.	D14/436
D378,580	S	*	3/1997	Fekete et al.	D11/79
5,619,066	A	*	4/1997	Curry et al.	235/492
5,619,074	A	*	4/1997	Berch et al.	307/10.2
D381,013	S	*	7/1997	Allana et al.	D14/408
5,793,352	A	*	8/1998	Greenberg et al.	361/827
D406,812	S	*	3/1999	Nagele et al.	D13/108
D412,456	S	*	8/1999	Uehara	D10/106
D414,476	S	*	9/1999	Hibino	D14/358
D430,119	S	*	8/2000	Fekete et al.	D14/433
D434,764	S	*	12/2000	Norrlund	D14/384
D435,835	S	*	1/2001	Steck	D13/168

D448,812	S	*	10/2001	Vong et al.	D21/386
D482,018	S	*	11/2003	Christianson	D14/191
6,850,418	B2	*	2/2005	Dutton et al.	361/680
D507,569	S	*	7/2005	Tagliabue et al.	D14/434
D512,417	S	*	12/2005	Hirakawa et al.	D14/299
D515,040	S	*	2/2006	Jones et al.	D13/168
D516,561	S	*	3/2006	Tagliabue et al.	D14/433
D519,504	S	*	4/2006	Tagliabue et al.	D14/434
D521,004	S	*	5/2006	Suzuki	D14/408
D524,282	S	*	7/2006	Beasley et al.	D13/108
7,088,576	B2	*	8/2006	Denhez	361/683
D535,952	S	*	1/2007	Fekete et al.	D14/299

* cited by examiner

Primary Examiner—Cathron C Brooks

Assistant Examiner—Deanna Fluegeman

(74) *Attorney, Agent, or Firm*—John Salazar; Scott Higdon; Middleton Reutlinger

(57) **CLAIM**

The ornamental design for an electronic data key, as shown and described.

DESCRIPTION

FIG. 1 is an upper perspective view of the electronic data key of the present invention;

FIG. 2 is a lower perspective view of the design of the present invention;

FIG. 3 is a left side view of the design of the present invention; the right side view is a mirror image of the left side view, and is not included;

FIG. 4 is a front view of the design of the present invention;

FIG. 5 is a rear view of the design of the present invention;

FIG. 6 is a top view of the design of the present invention; and,

FIG. 7 is a bottom view of the design of the present invention.

The broken lines showing environmental structure are for illustrative purposes only and form no part of the claimed design.

1 Claim, 6 Drawing Sheets

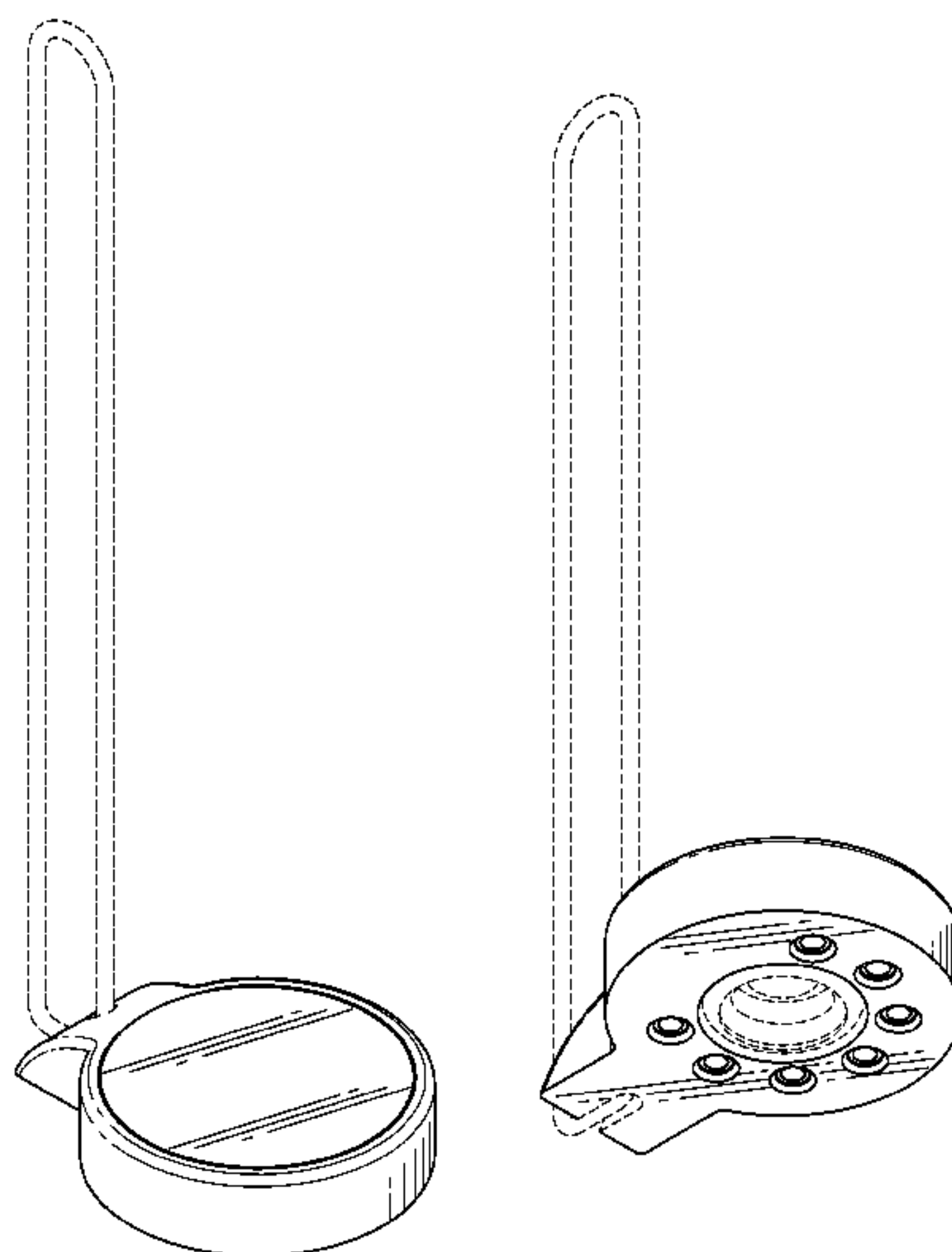




FIG. 1



FIG. 2



FIG. 3




FIG. 4




FIG. 5

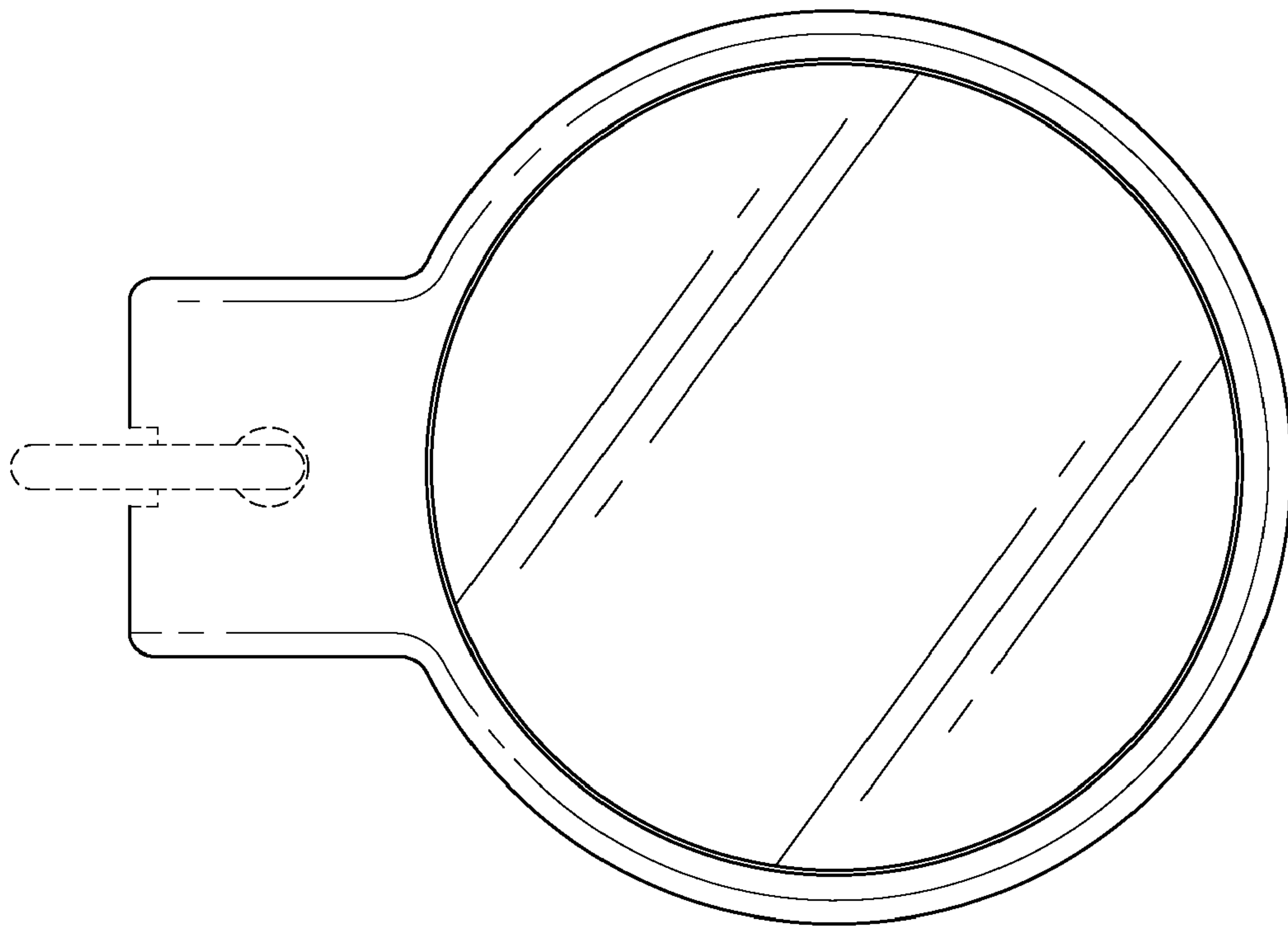


FIG. 6

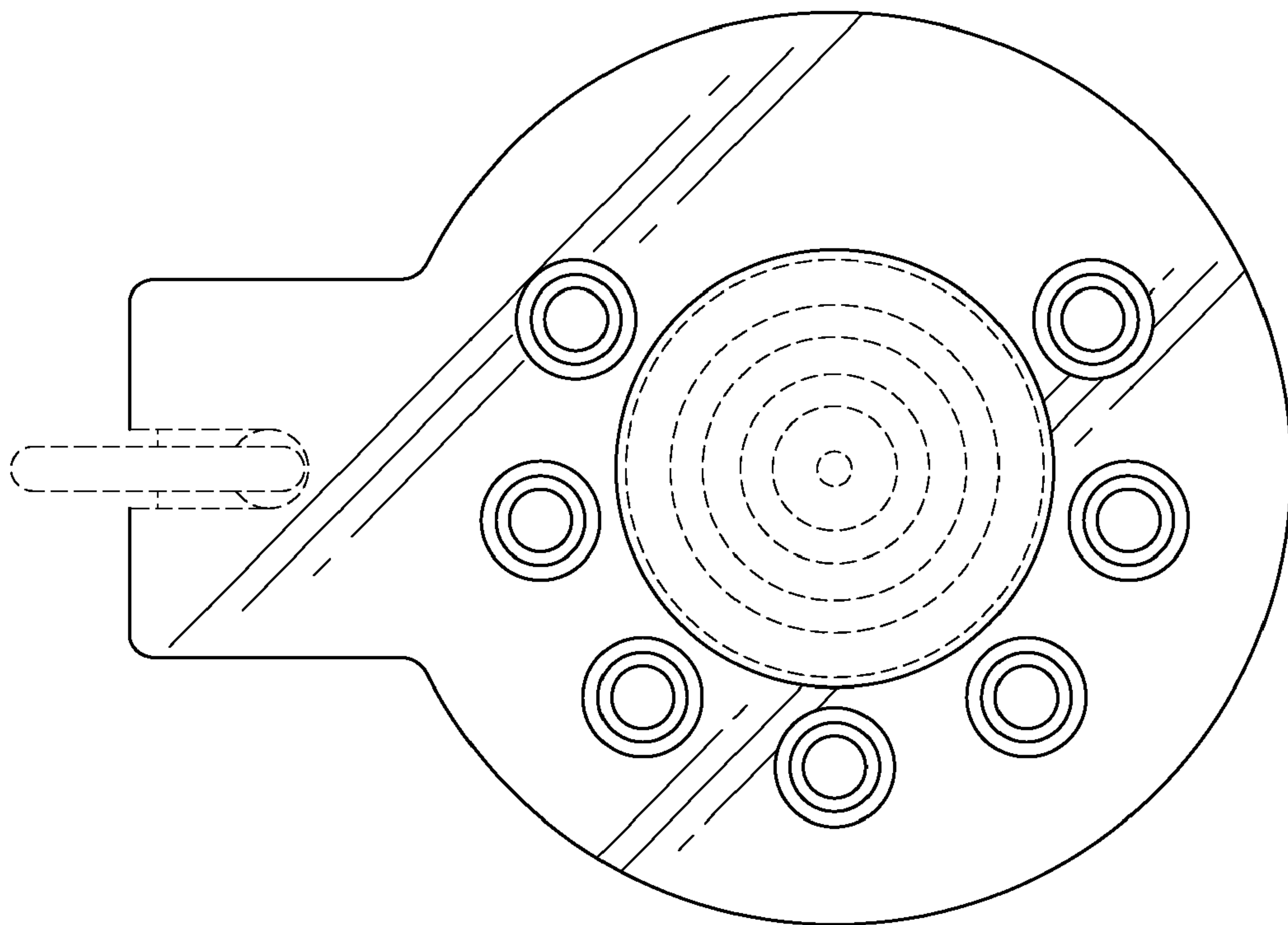


FIG. 7