

US00D591264S

(12) **United States Design Patent**
Hong et al.

(10) **Patent No.:** **US D591,264 S**
(45) **Date of Patent:** **** Apr. 28, 2009**

(54) **EARPHONE**

(75) Inventors: **Fu-Long Hong**, Taoyuan County (TW);
Hsiao-Chuan Huang, Taoyuan County (TW);
Yi-Bin Ho, Taoyuan County (TW);
Hung-Yi Huang, Taoyuan County (TW);
Hung-Yu Chen, Taoyuan County (TW);
Meng-Sheng Chiang, Taoyuan County (TW);
Po-Lin Ho, Taoyuan County (TW)

(73) Assignee: **HTC Corporation**, Taoyuan County (TW)

(**) Term: **14 Years**

(21) Appl. No.: **29/321,873**

(22) Filed: **Jul. 24, 2008**

(30) **Foreign Application Priority Data**

Mar. 31, 2008 (TW) 97301886

(51) **LOC (9) Cl.** **14-01**

(52) **U.S. Cl.** **D14/205**

(58) **Field of Classification Search** D14/205,
D14/206, 223, 137, 142, 192, 217, 218; D13/133,
D13/173, 154, 147; D3/215; 224/220, 250,
224/257, 258; 379/420.01–420.04, 433.03,
379/438; 174/36, 138 F; 455/90.1, 569.2,
455/575.2, 351; 24/122.6

See application file for complete search history.

(56) **References Cited**

U.S. PATENT DOCUMENTS

2,780,681 A * 2/1957 Shaper 381/382
D270,634 S * 9/1983 Ungar D14/205
D278,234 S * 4/1985 Saito D14/205
4,646,872 A * 3/1987 Kamon et al. 181/129
D299,454 S * 1/1989 Kwong D14/205
4,901,355 A * 2/1990 Moore 381/381
D311,007 S * 10/1990 Daido D14/205

D316,550 S * 4/1991 Sogabe D14/168
D318,670 S * 7/1991 Taniguchi D14/205
D335,709 S * 5/1993 Choi D24/134
5,222,151 A * 6/1993 Nagayoshi et al. 381/380
D385,254 S * 10/1997 Owusu D13/133
6,122,369 A * 9/2000 Hwang et al. 379/420.04
D464,945 S * 10/2002 Bosch D14/206
D465,472 S * 11/2002 Bosch D14/206
D469,753 S * 2/2003 Andre et al. D14/205
D471,890 S * 3/2003 Clarkson D14/205
D509,797 S * 9/2005 Milan D13/133
D511,157 S * 11/2005 Johnson D14/223
D546,321 S * 7/2007 Kim D14/223
D558,735 S * 1/2008 Carr et al. D14/206
D562,807 S * 2/2008 Andre et al. D14/223
D566,691 S * 4/2008 Andre et al. D14/223
D569,841 S * 5/2008 Chung et al. D14/205
D578,508 S * 10/2008 Wang D14/206
D584,284 S * 1/2009 Carr et al. D14/206

* cited by examiner

Primary Examiner—Paula Greene

(74) *Attorney, Agent, or Firm*—Jianq Chyun IP Office

(57) **CLAIM**

The ornamental design for an earphone, as shown and described.

DESCRIPTION

FIG. 1 is a perspective view of an earphone showing our new design;

FIG. 2 is a front view thereof;

FIG. 3 is a rear view thereof;

FIG. 4 is a left side view thereof;

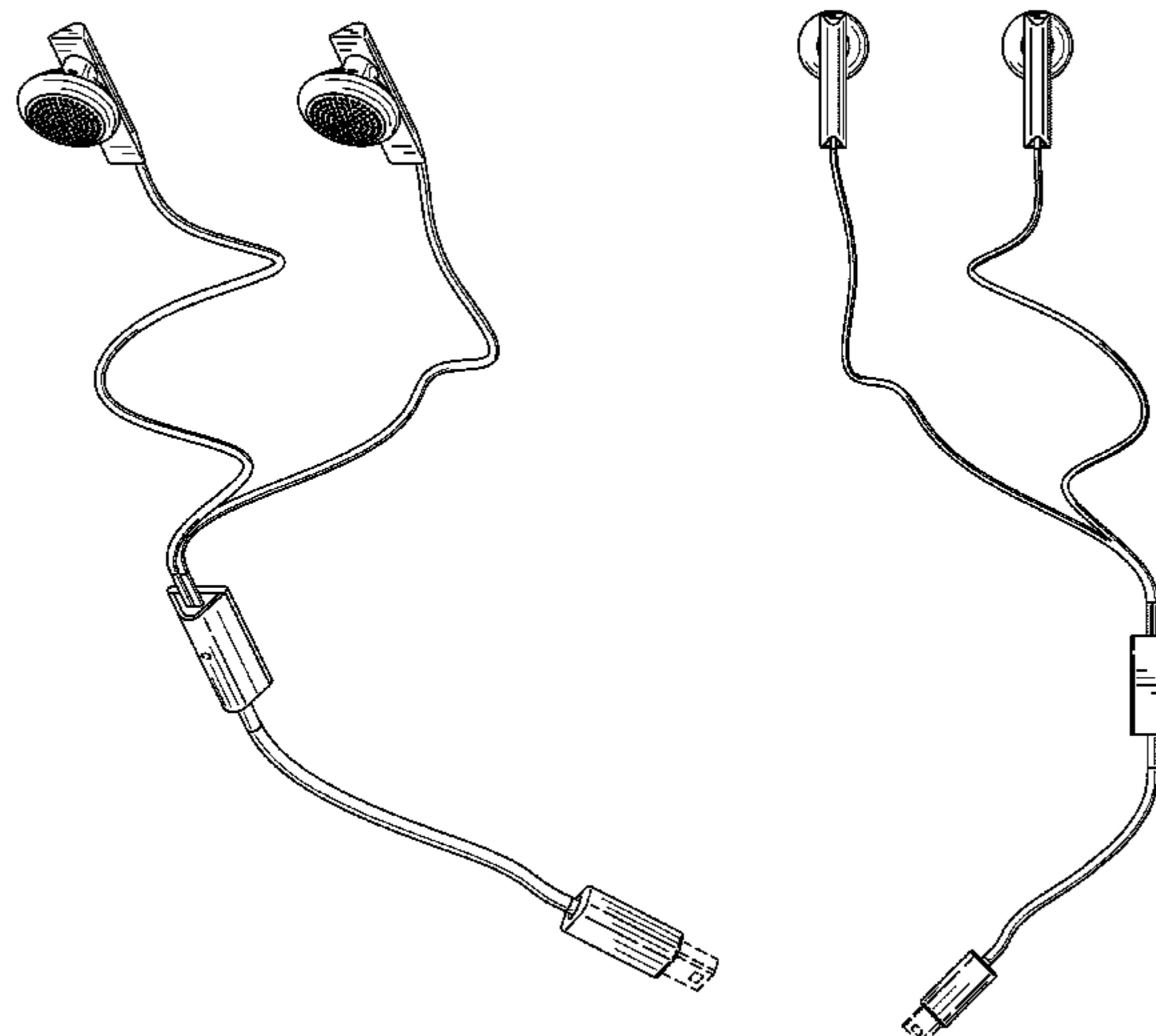
FIG. 5 is a right side view thereof;

FIG. 6 is a top view thereof; and,

FIG. 7 is a bottom view thereof.

The broken lines shown in the figures are for illustrative purposes only and do not form part of the claimed design.

1 Claim, 5 Drawing Sheets



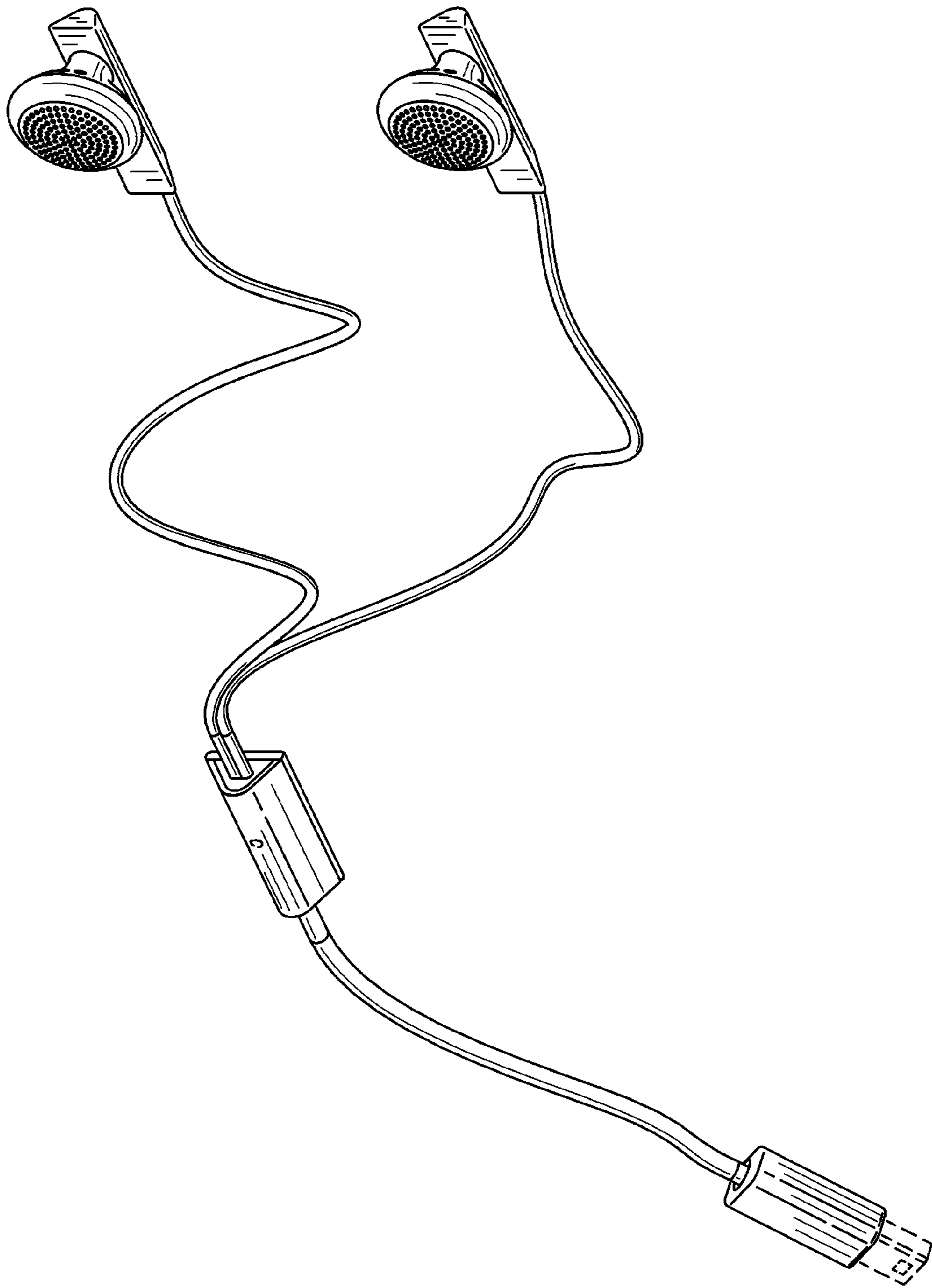


FIG. 1

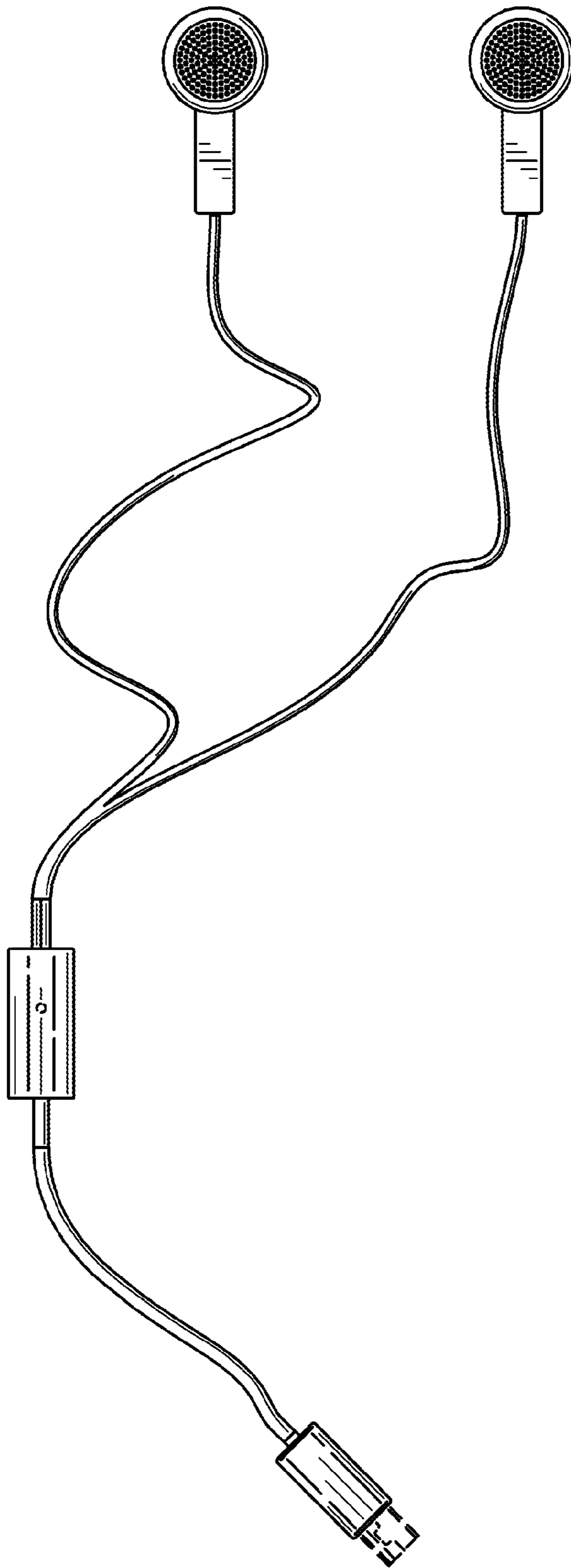


FIG. 2

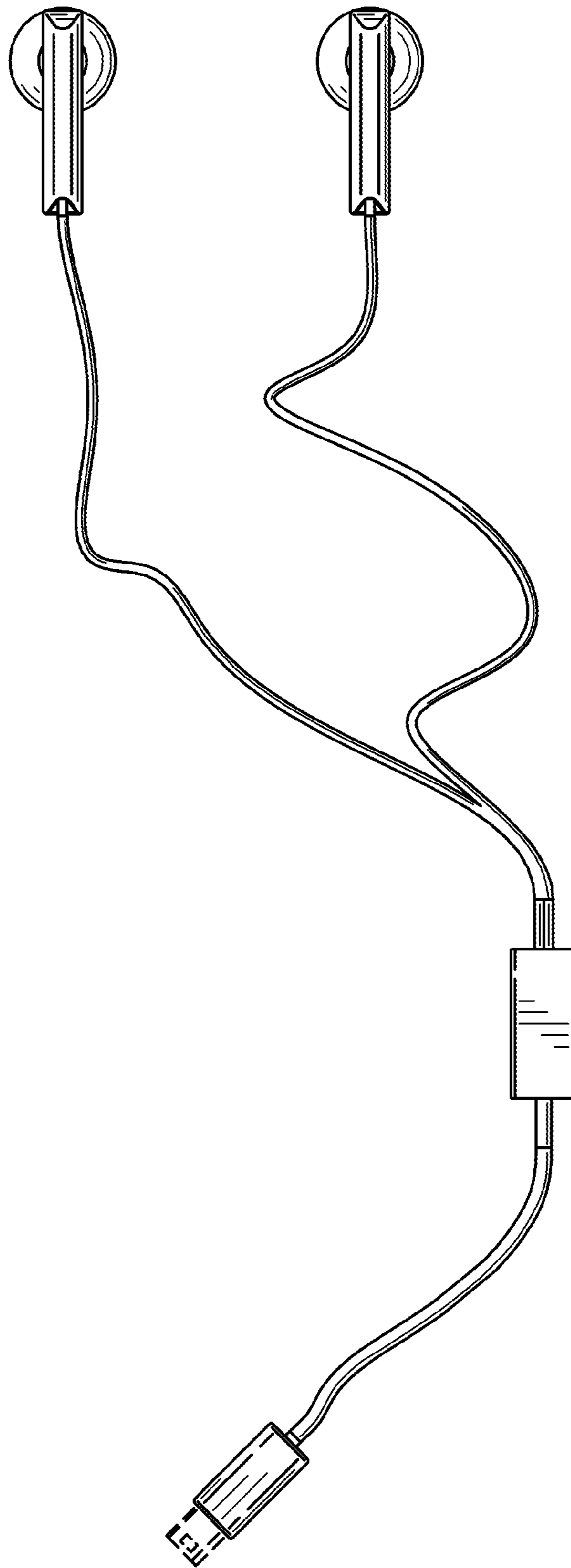


FIG. 3

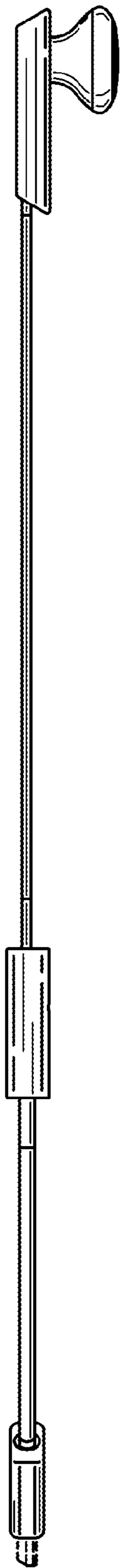


FIG. 4



FIG. 5

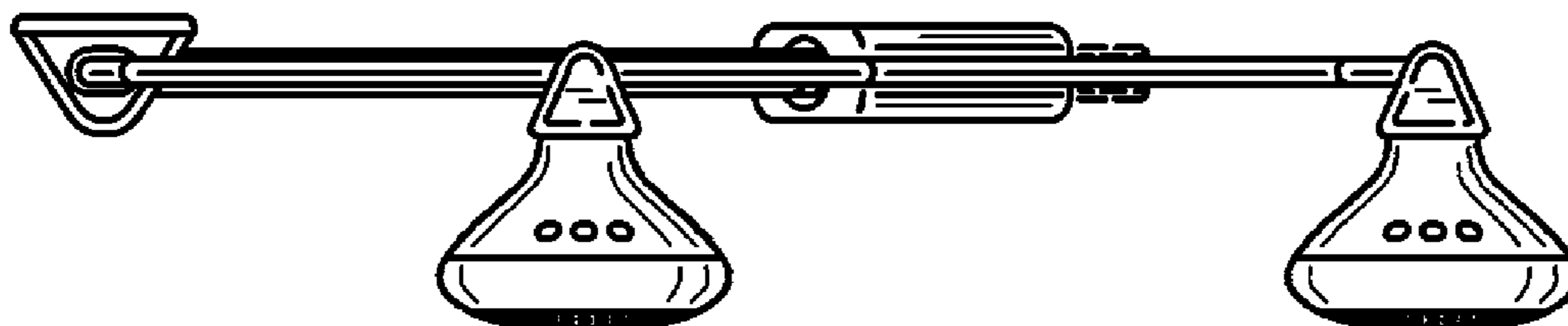


FIG. 6

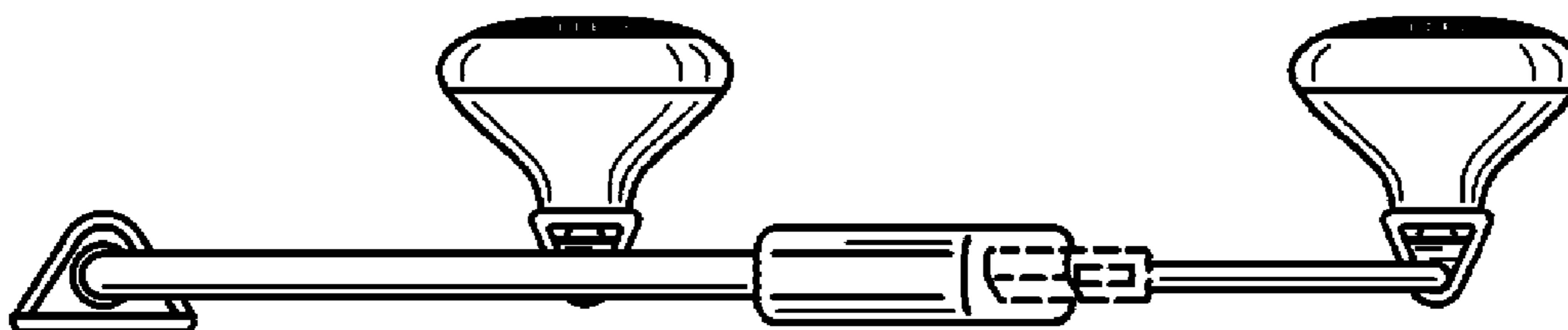


FIG. 7

UNITED STATES PATENT AND TRADEMARK OFFICE
CERTIFICATE OF CORRECTION

PATENT NO. : Des. 591,264 S
APPLICATION NO. : 29/321873
DATED : April 28, 2009
INVENTOR(S) : Fu-Long Hong et al.

Page 1 of 4


It is certified that error appears in the above-identified patent and that said Letters Patent is hereby corrected as shown below:

The title page should be deleted and substitute therefor the attached title as shown on the attached page

Replace Figs. 2 and 3 with the attached Figs. 2 and 3 as shown on the attached pages

Signed and Sealed this

Eighth Day of September, 2009



David J. Kappos
Director of the United States Patent and Trademark Office

(12) **United States Design Patent**
Hong et al.

(10) Patent No.: **US D591,264 S**
 (45) Date of Patent: **** Apr. 28, 2009**

(54) **EARPHONE**

(75) Inventors: **Fu-Long Hong**, Taoyuan County (TW);
Hslao-Chuan Huang, Taoyuan County
 (TW); **Yi-Bin Ho**, Taoyuan County
 (TW); **Hung-Yi Huang**, Taoyuan County
 (TW); **Hung-Yu Chen**, Taoyuan County
 (TW); **Meng-Sheng Chiang**, Taoyuan
 County (TW); **Po-Lin Ho**, Taoyuan
 County (TW)

(73) Assignee: **HTC Corporation**, Taoyuan County
 (TW)

(**) Term: **14 Years**

(21) Appl. No.: **29/321,873**

(22) Filed: **Jul. 24, 2008**

(30) **Foreign Application Priority Data**

Mar. 31, 2008 (TW) 97301886

(51) **LOC (9) Cl.** **14-01**

(52) **U.S. Cl.** **D14/205**

(58) **Field of Classification Search** **D14/205,**
D14/206, 223, 137, 142, 192, 217, 218; D13/133,
D13/173, 154, 147; D3/215; 224/220, 250,
224/257, 258; 379/420.01-420.04, 433.03,
379/438; 174/36, 138 F; 455/90.1, 569.2,
455/575.2, 351; 24/122.6

See application file for complete search history.

(56) **References Cited**

U.S. PATENT DOCUMENTS

| | | | |
|---------------|---------|--------------|---------|
| 2,780,681 A * | 2/1957 | Shaper | 381/382 |
| D270,634 S * | 9/1983 | Ungar | D14/205 |
| D278,234 S * | 4/1985 | Saito | D14/205 |
| 4,646,872 A * | 3/1987 | Kamon et al. | 181/129 |
| D299,454 S * | 1/1989 | Kwong | D14/205 |
| 4,901,355 A * | 2/1990 | Moore | 381/381 |
| D311,007 S * | 10/1990 | Daido | D14/205 |

| | | | |
|---------------|---------|------------------|------------|
| D316,550 S * | 4/1991 | Sogabe | D14/168 |
| D318,670 S * | 7/1991 | Taniguchi | D14/205 |
| D335,709 S * | 5/1993 | Choi | D24/134 |
| 5,222,151 A * | 6/1993 | Nagayoshi et al. | 381/380 |
| D385,254 S * | 10/1997 | Owusu | D13/133 |
| 6,122,369 A * | 9/2000 | Hwang et al. | 379/420.04 |
| D464,945 S * | 10/2002 | Bosch | D14/206 |
| D465,472 S * | 11/2002 | Bosch | D14/206 |
| D469,753 S * | 2/2003 | Andre et al. | D14/205 |
| D471,890 S * | 3/2003 | Clarkson | D14/205 |
| D509,797 S * | 9/2005 | Midan | D13/133 |
| D511,157 S * | 11/2005 | Johnson | D14/223 |
| D546,321 S * | 7/2007 | Kim | D14/223 |
| D558,735 S * | 1/2008 | Carr et al. | D14/206 |
| D562,807 S * | 2/2008 | Andre et al. | D14/223 |
| D566,691 S * | 4/2008 | Andre et al. | D14/223 |
| D569,841 S * | 5/2008 | Chung et al. | D14/205 |
| D578,508 S * | 10/2008 | Wang | D14/206 |
| D584,284 S * | 1/2009 | Carr et al. | D14/206 |

* cited by examiner

Primary Examiner—Paula Greene

(74) *Attorney, Agent, or Firm*—Jianq Chyun IP Office

(57) **CLAIM**

The ornamental design for an earphone, as shown and described.

DESCRIPTION

FIG. 1 is a perspective view of an earphone showing our new design;

FIG. 2 is a front view thereof;

FIG. 3 is a rear view thereof;

FIG. 4 is a left side view thereof;

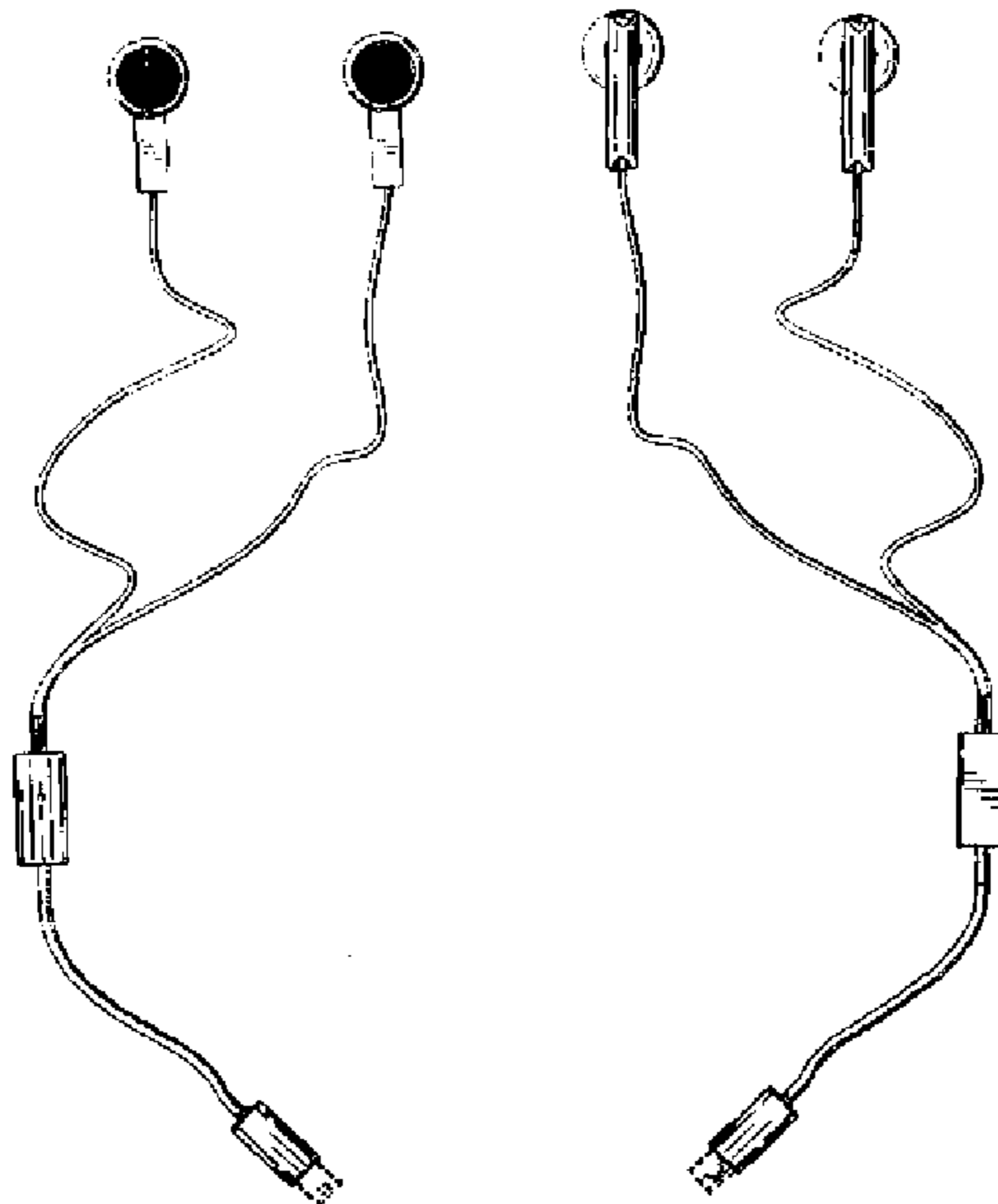
FIG. 5 is a right side view thereof;

FIG. 6 is a top view thereof; and,

FIG. 7 is a bottom view thereof.

The broken lines shown in the figures are for illustrative purposes only and do not form part of the claimed design.

1 Claim, 5 Drawing Sheets



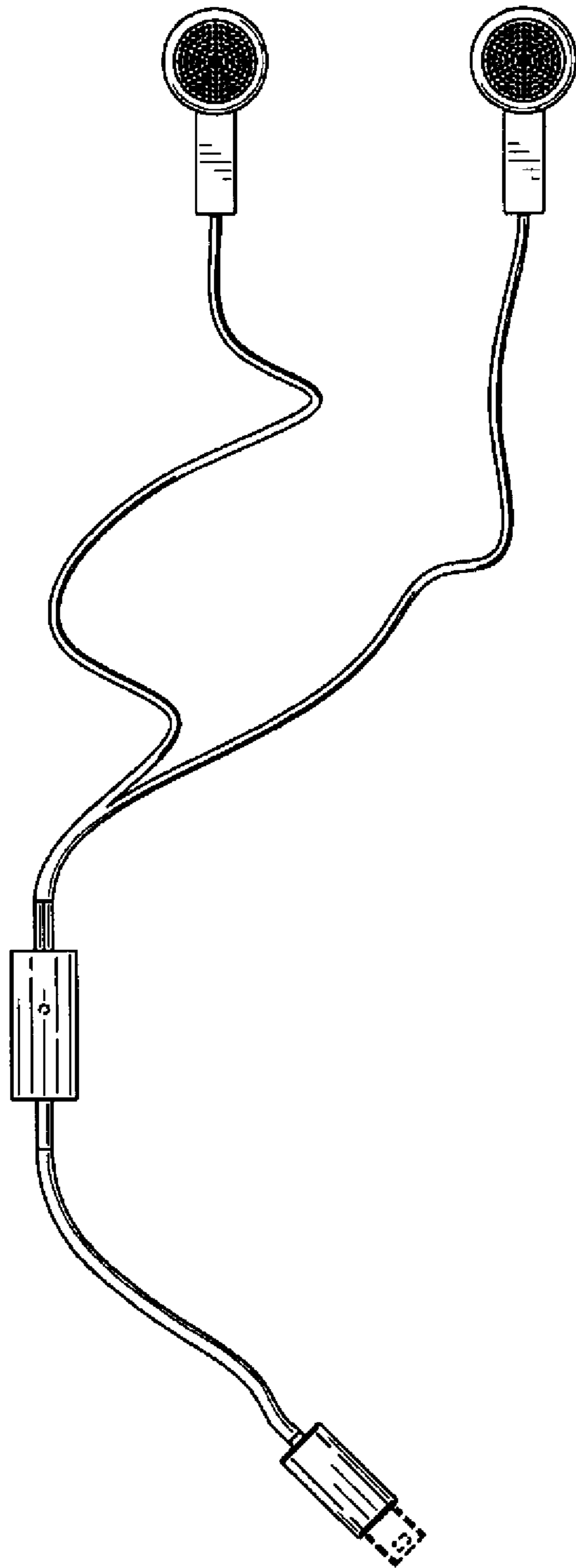


FIG. 2

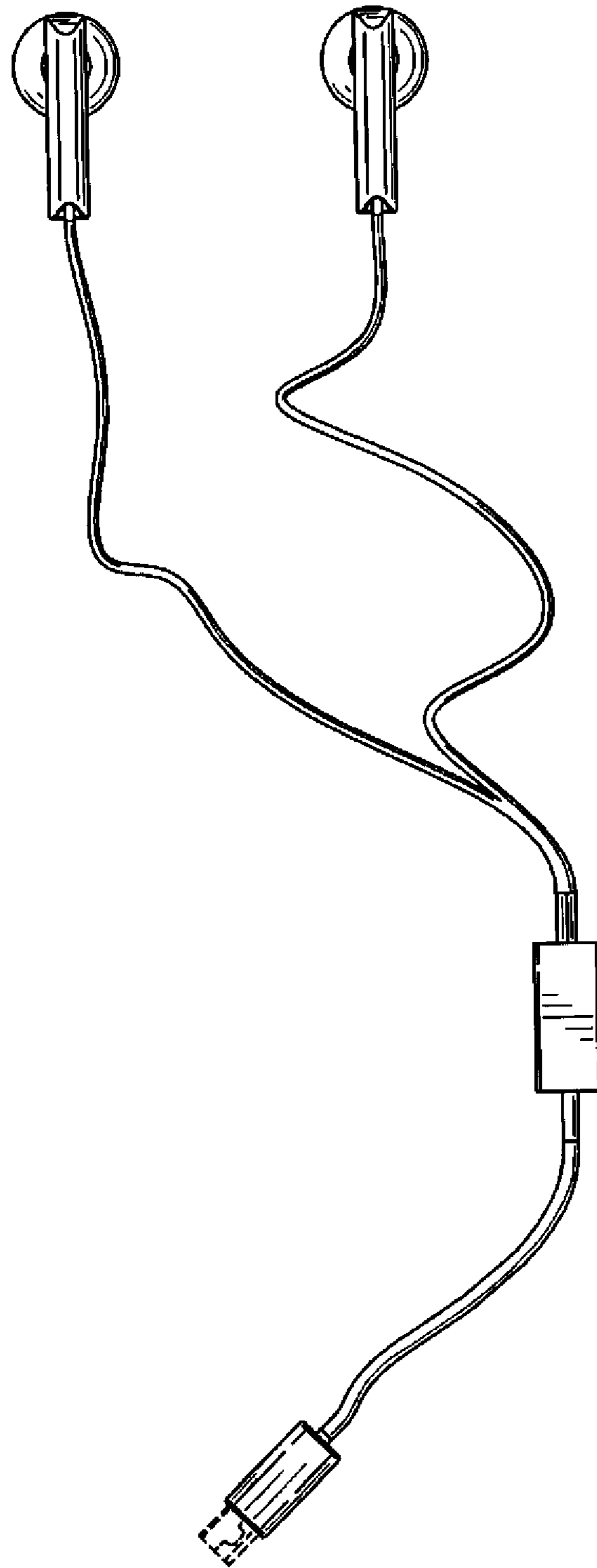


FIG. 3