

US00D591263S

(12) **United States Design Patent**
Shimizu

(10) **Patent No.:** **US D591,263 S**
(45) **Date of Patent:** **** Apr. 28, 2009**

(54) **HEADPHONE**

(75) Inventor: **Yosuke Shimizu**, Tokyo (JP)

(73) Assignee: **Sony Corporation**, Tokyo (JP)

(**) Term: **14 Years**

(21) Appl. No.: **29/300,247**

(22) Filed: **Mar. 5, 2008**

(30) **Foreign Application Priority Data**

Sep. 11, 2007 (JP) D2007-024737

(51) **LOC (9) Cl.** **14-01**

(52) **U.S. Cl.** **D14/205**

(58) **Field of Classification Search** D14/168,
D14/188, 192, 205, 206, 223, 249; 181/129,
181/130; 381/380, 381, 379, 374, 370, 383;
379/430, 431, 433.01; 2/209; D29/112;
455/575.2

See application file for complete search history.

(56) **References Cited**

U.S. PATENT DOCUMENTS

4,409,442	A *	10/1983	Kamimura	381/383
D292,530	S *	10/1987	Andersson	D24/106
D328,074	S *	7/1992	Yamazaki et al.	D14/205
5,293,647	A *	3/1994	Mirmilshhteyn et al.	2/209
5,438,626	A *	8/1995	Neuman et al.	381/383
5,519,783	A *	5/1996	Kumar	381/370
D423,012	S *	4/2000	Yasutomi	D14/205
6,123,168	A *	9/2000	Berg et al.	181/129
D444,140	S	6/2001	Ishibashi		
6,385,325	B1 *	5/2002	Nageno et al.	381/374
D468,723	S *	1/2003	Pham et al.	D14/205
D471,176	S *	3/2003	Suzuki	D14/205
D477,820	S	7/2003	Suzuki		
D481,375	S	10/2003	Suzuki		

D492,941	S *	7/2004	Komiyama	D14/205
D492,943	S *	7/2004	Komiyama	D14/205
D504,414	S	4/2005	Yoshida		
D505,411	S *	5/2005	Sakai	D14/192
6,993,143	B2 *	1/2006	Harris et al.	381/379
7,020,902	B1 *	4/2006	Tyler	2/209
7,072,483	B2 *	7/2006	Lenhard-Backhaus	381/383
D540,301	S *	4/2007	Obata	D14/205
D540,777	S *	4/2007	Rausch et al.	D14/205
D557,684	S *	12/2007	Pundsack et al.	D14/205
7,356,362	B2 *	4/2008	Chang et al.	455/575.2
D573,581	S *	7/2008	Gondo et al.	D14/205

OTHER PUBLICATIONS

Office Action mailed on Jun. 3, 2008 (Japan) indicating information regarding Patent Office Prior Art No. HD14001954, "Hong King Electronics", vol. 4, p. 94, Japan (2001).

* cited by examiner

Primary Examiner—Paula Greene

(74) *Attorney, Agent, or Firm*—Rader, Fishman & Grauer, PLLC

(57) **CLAIM**

The ornamental design for a headphone, as shown.

DESCRIPTION

FIG. 1 is a perspective view of a headphone showing my new design;

FIG. 2 is a front elevational view thereof;

FIG. 3 is a rear elevational view thereof;

FIG. 4 is a left side elevational view thereof;

FIG. 5 is a right side elevational view thereof;

FIG. 6 is a top plan view thereof; and,

FIG. 7 is a top plan view thereof.

1 Claim, 7 Drawing Sheets

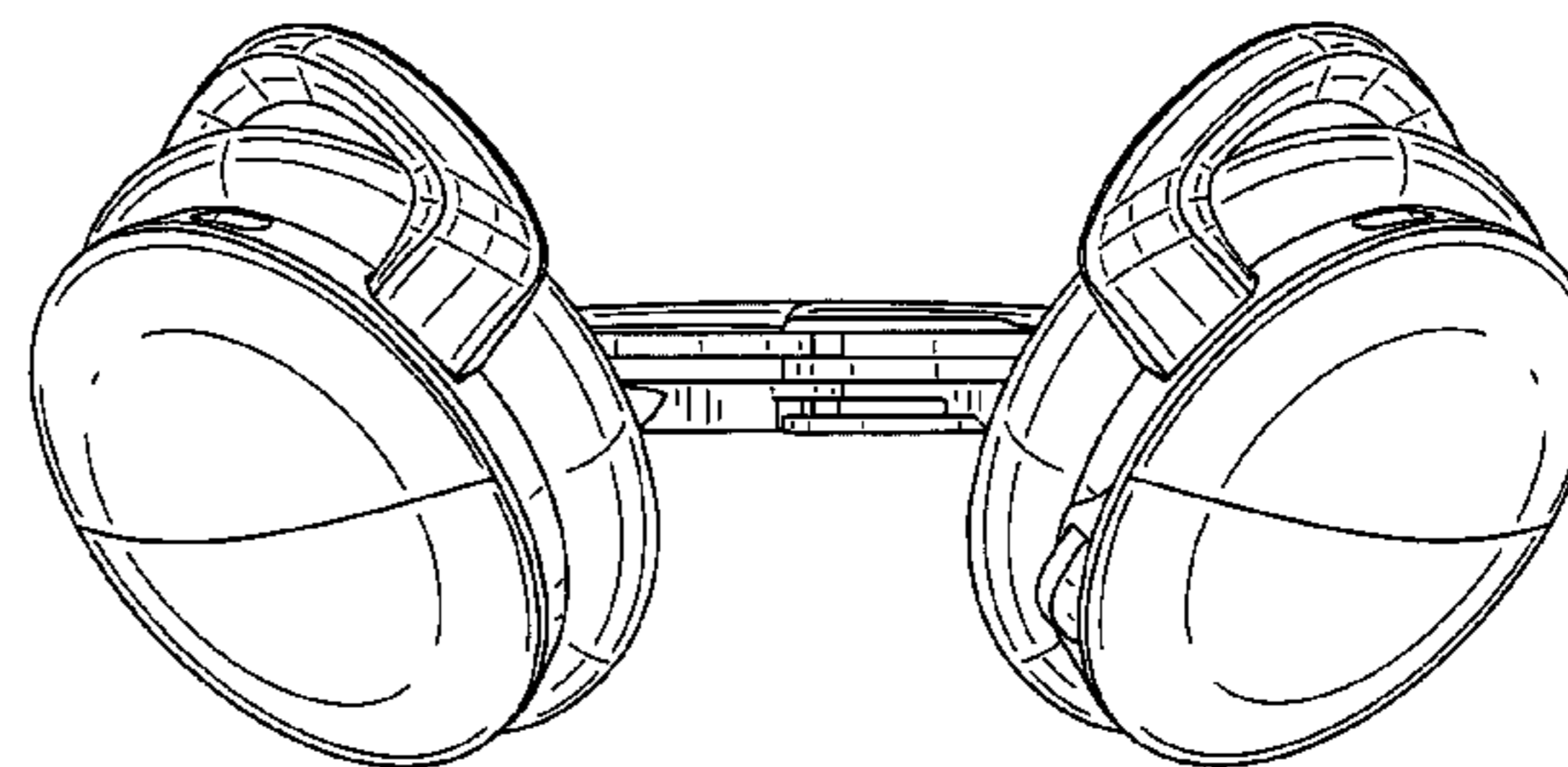
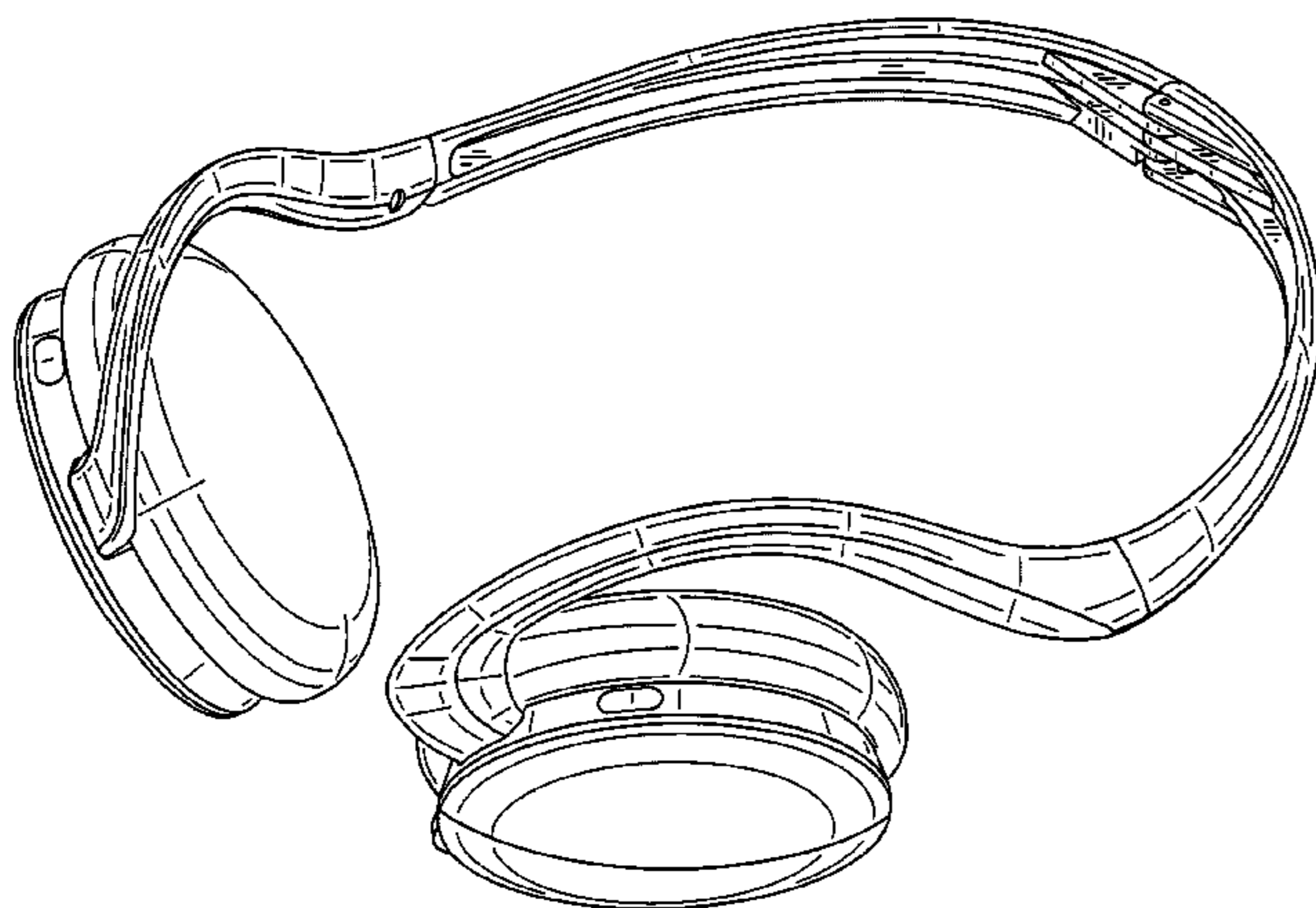


FIG.1

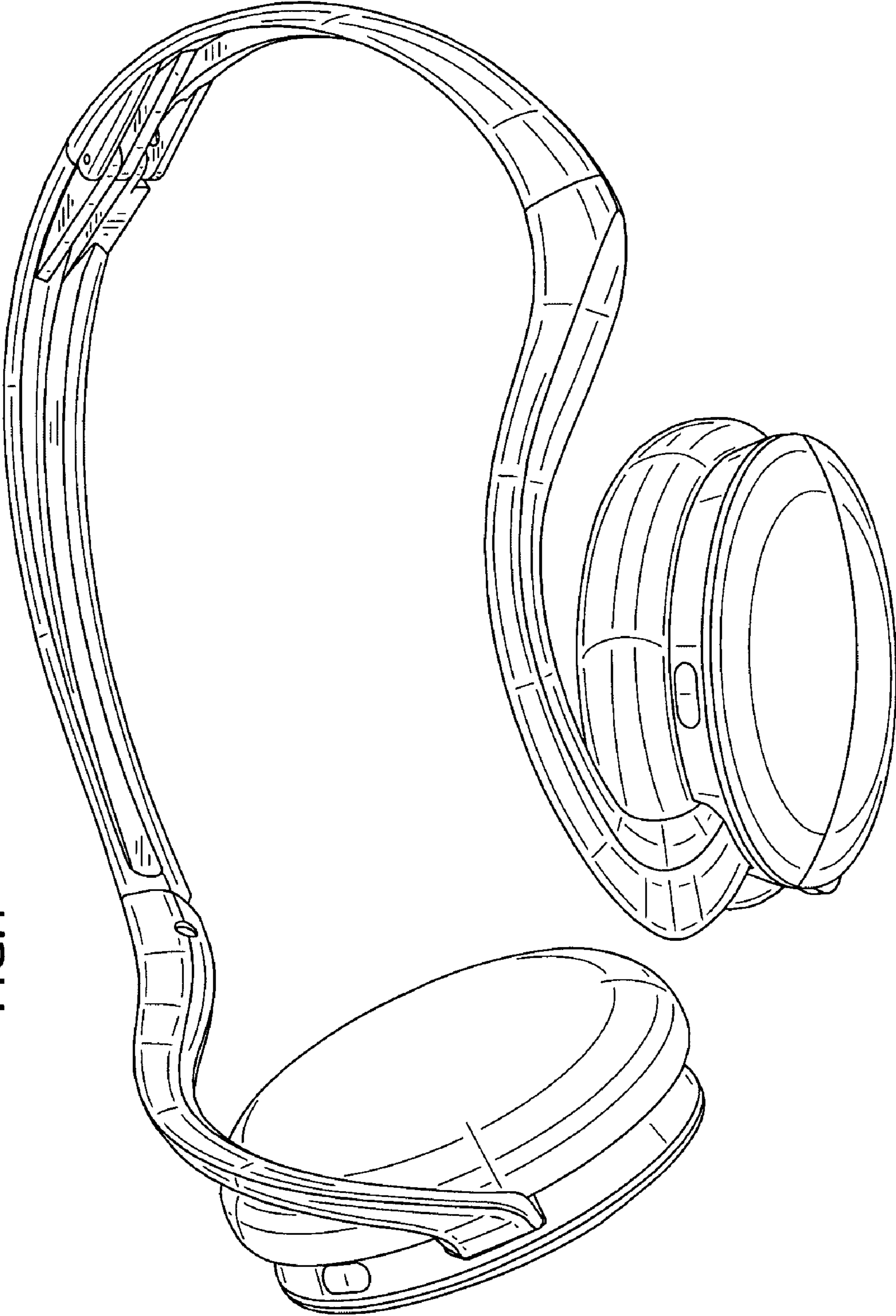


FIG.2

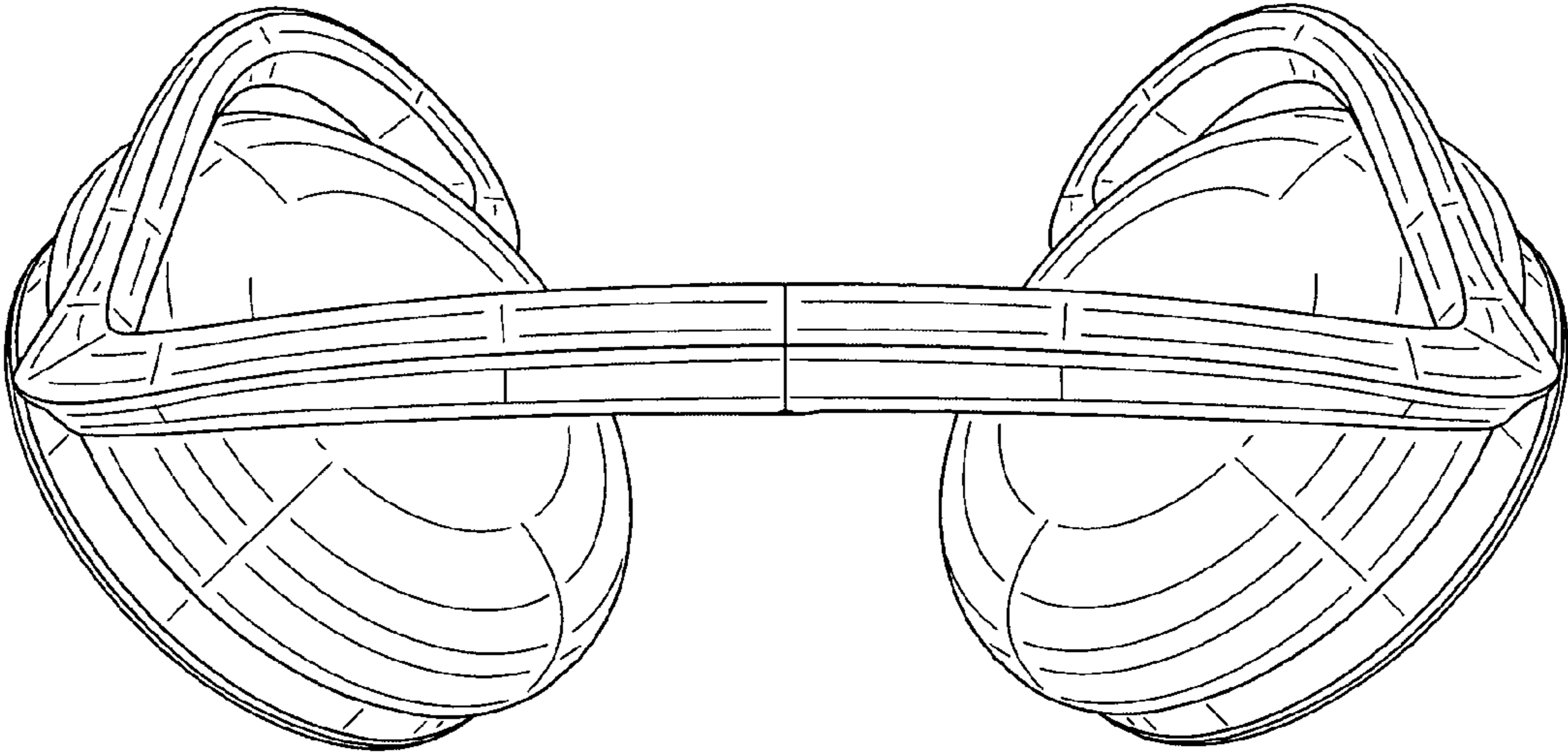


FIG.3

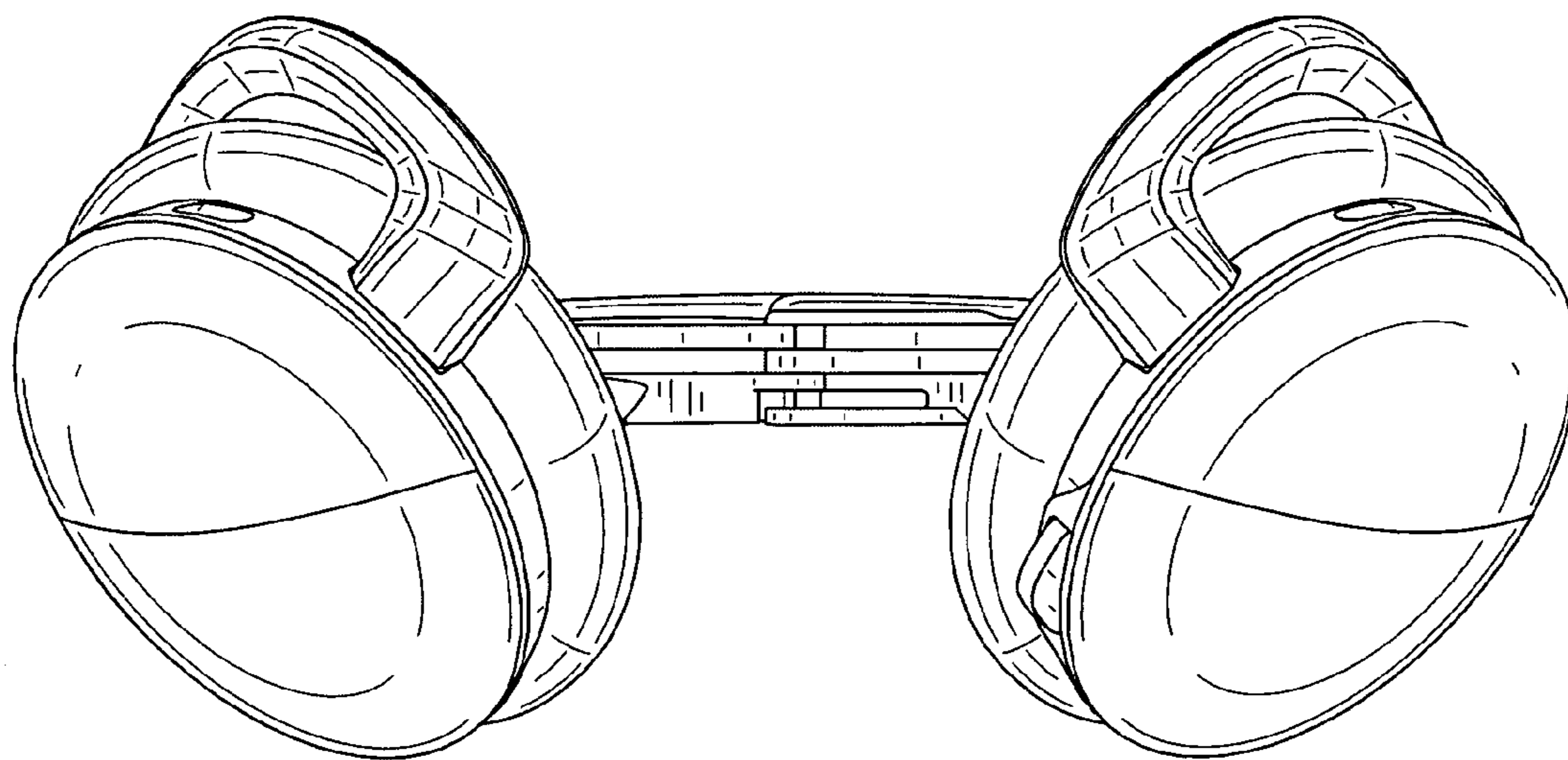
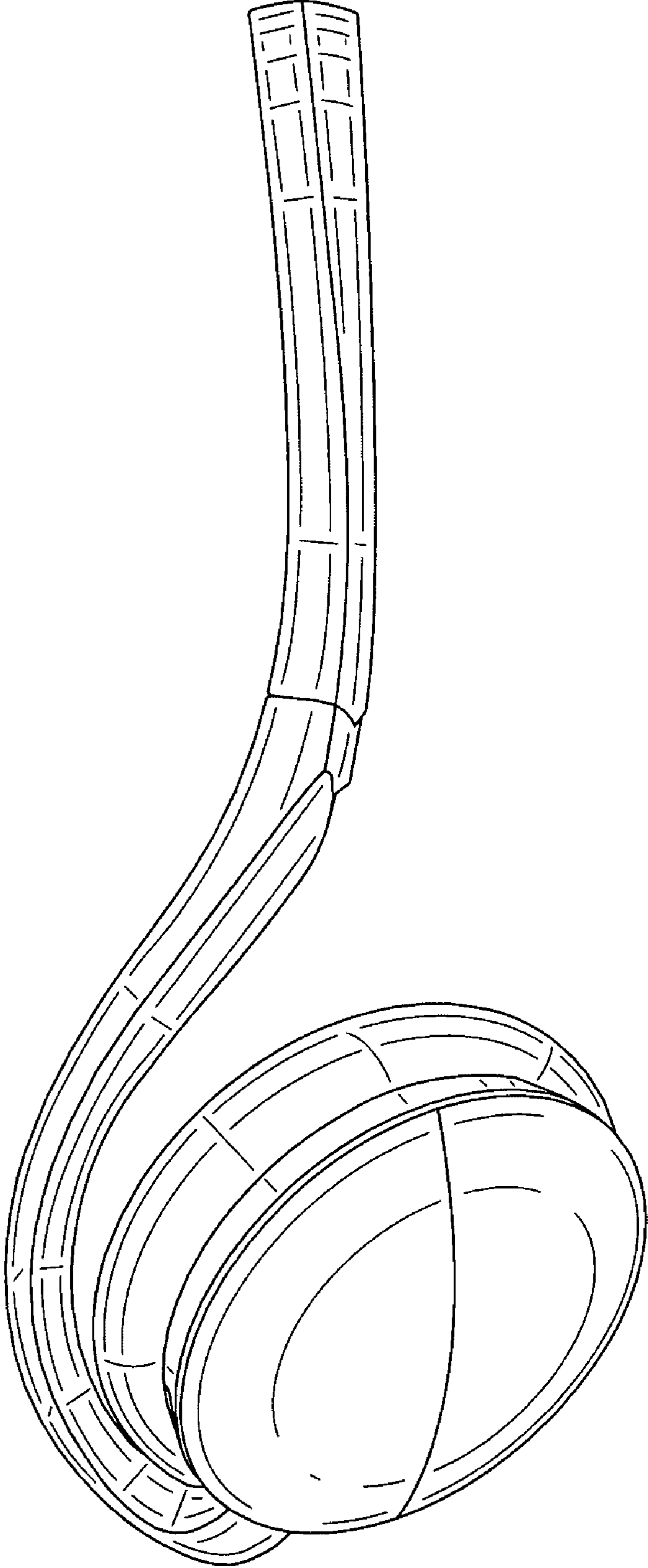


FIG.4



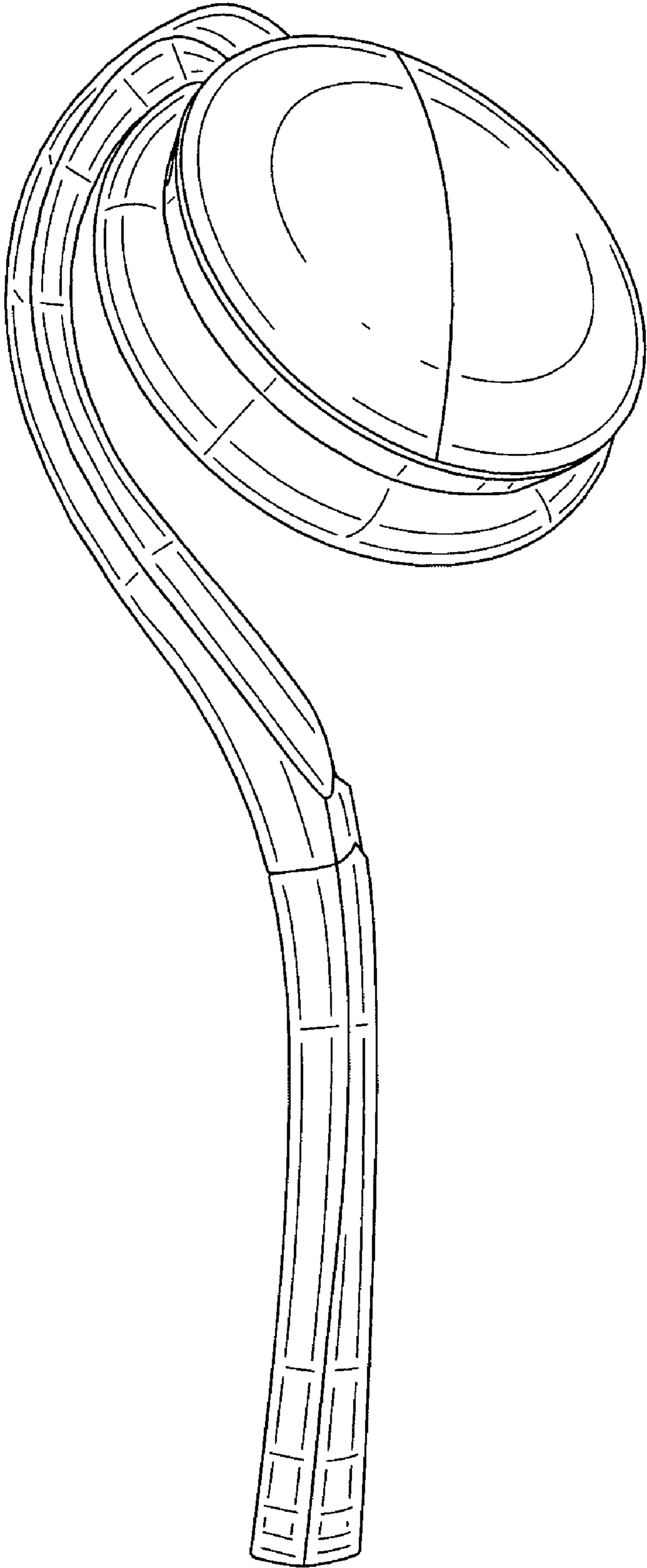


FIG. 5

FIG.6




FIG.7

