



US00D591262S

(12) **United States Design Patent**
Ko et al.

(10) **Patent No.:** **US D591,262 S**
(45) **Date of Patent:** **** Apr. 28, 2009**

(54) **PHONE**

(75) Inventors: **Ti-Chieh Ko**, Taipei (TW); **Cheng-Han Hsieh**, Taipei (TW); **Mei-Chun Liu**, Taipei (TW); **Yu-Chin Hsu**, Taipei (TW)

(73) Assignee: **IPEVO Corp.**, Taipei (TW)

(**) Term: **14 Years**

(21) Appl. No.: **29/290,359**

(22) Filed: **Nov. 27, 2007**

(51) **LOC (9) Cl.** **14-03**

(52) **U.S. Cl.** **D14/147**

(58) **Field of Classification Search** D14/137-138, D14/147-148, 156, 218, 247-248, 341-347, D14/390, 399, 455-456, 496; D16/208; D21/329, 331, 333, 517; 348/14.01-14.02; 361/814; 379/433.01-433.13; 455/90.3, 455/556.1-556.2, 566, 575.1, 575.3, 575.4; D13/164, 168; 439/165; 343/702

See application file for complete search history.

(56) **References Cited**

U.S. PATENT DOCUMENTS

4,178,488 A * 12/1979 Nishihata 379/420.02
D257,841 S * 1/1981 Tada D14/138
D262,207 S * 12/1981 Kaczkos D14/248
D271,393 S * 11/1983 Carr D14/248
D283,422 S * 4/1986 Brown et al. D14/248
D293,572 S * 1/1988 Buchin D14/149
D297,732 S * 9/1988 Chan D14/149
D363,290 S * 10/1995 Kim D14/248
D413,328 S * 8/1999 Kazama D14/218
D430,560 S * 9/2000 Carazon Climent D14/248

D527,720 S * 9/2006 Huang D14/147
D554,102 S * 10/2007 Chang D14/151
D570,326 S * 6/2008 Chang D14/150

FOREIGN PATENT DOCUMENTS

WO DM/046695 * 2/1999

OTHER PUBLICATIONS

General Electric 27911EE1, <URL:http://www.101phones.com/details/2805-4941/General-Electric-RCA-Extra-Handsets-27911EE1.html>, retrieved from internet Jul. 23, 2008 3:10:26 PM.*

* cited by examiner

Primary Examiner—Ian Simmons

Assistant Examiner—Carla Jobe Wright

(74) *Attorney, Agent, or Firm*—Bacon & Thomas, PLLC

(57) **CLAIM**

The ornamental design for a phone, as shown and described.

DESCRIPTION

FIG. 1 is a perspective view of a phone in accordance with our new design;

FIG. 2 is a front view thereof;

FIG. 3 is a rear view thereof;

FIG. 4 is a left view thereof;

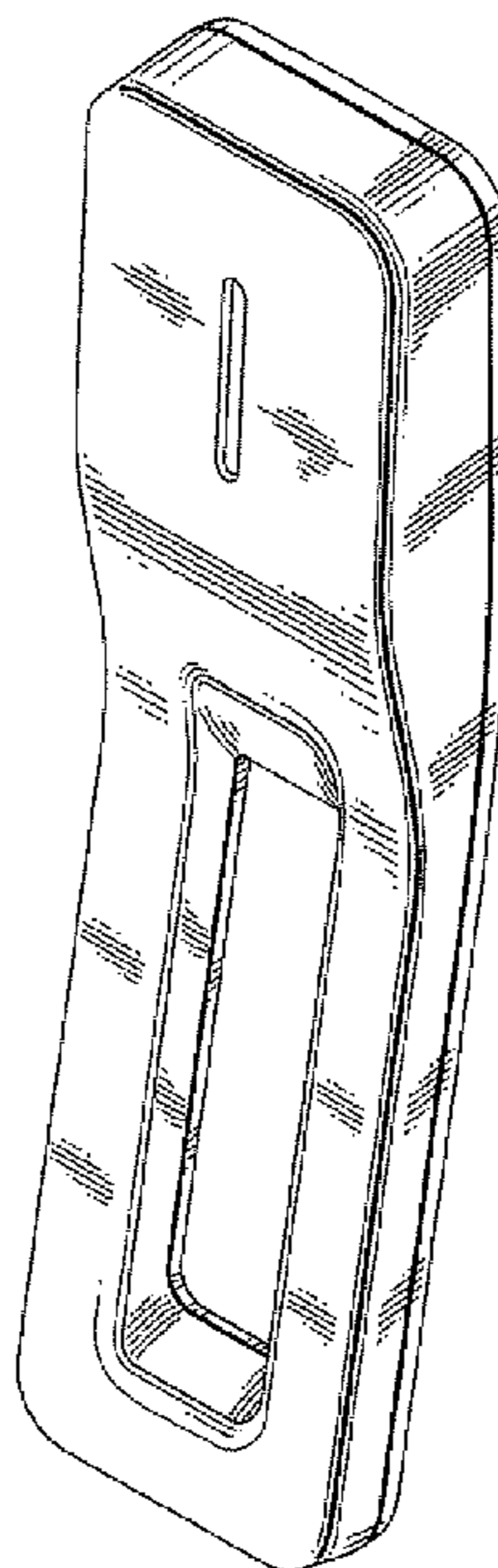
FIG. 5 is a right view thereof;

FIG. 6 is a top view thereof; and,

FIG. 7 is a bottom view thereof.

The broken lines shown within the recess of the feature on the upper portion of the phone in FIG. 2 are for illustrative purposes only and form no part of the claimed design.

1 Claim, 5 Drawing Sheets



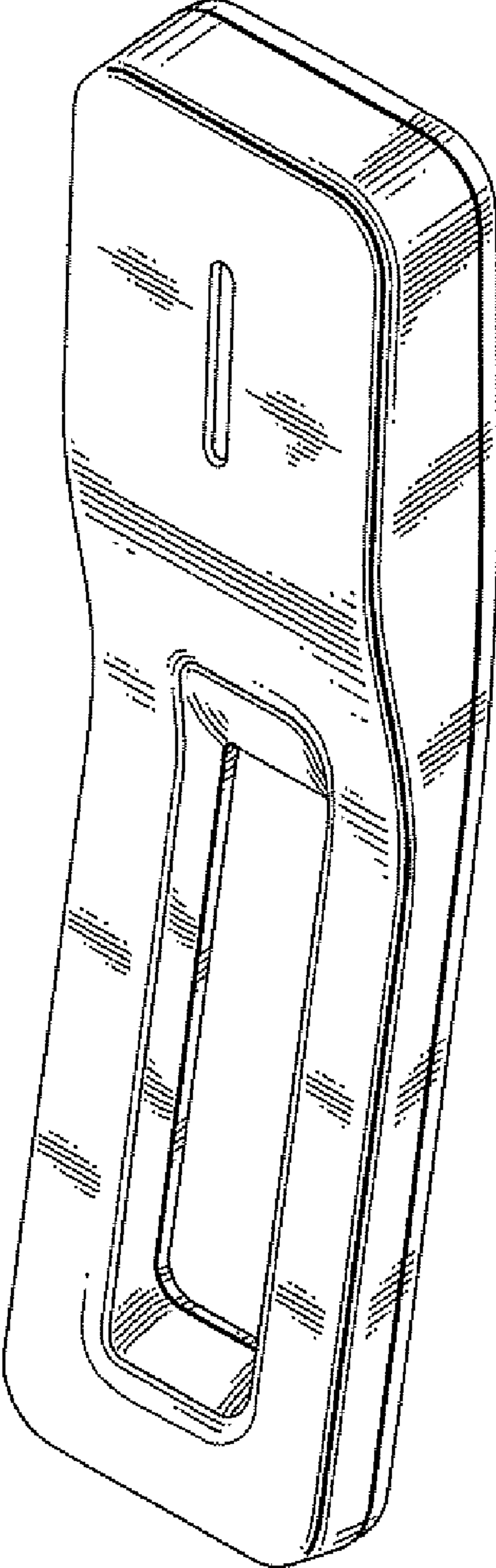


FIG. 1

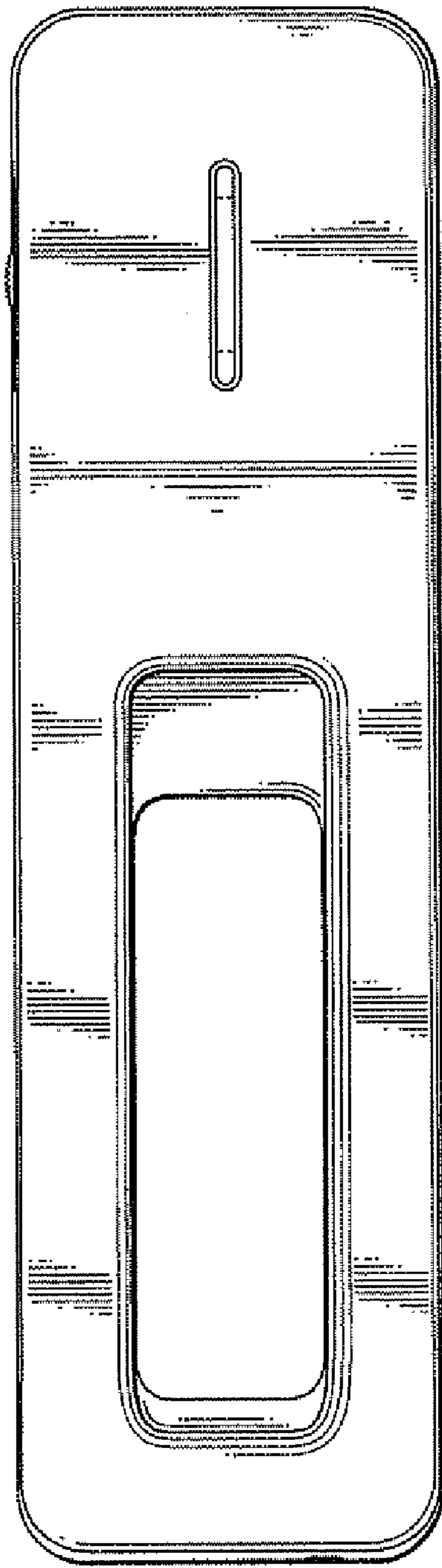


FIG. 2

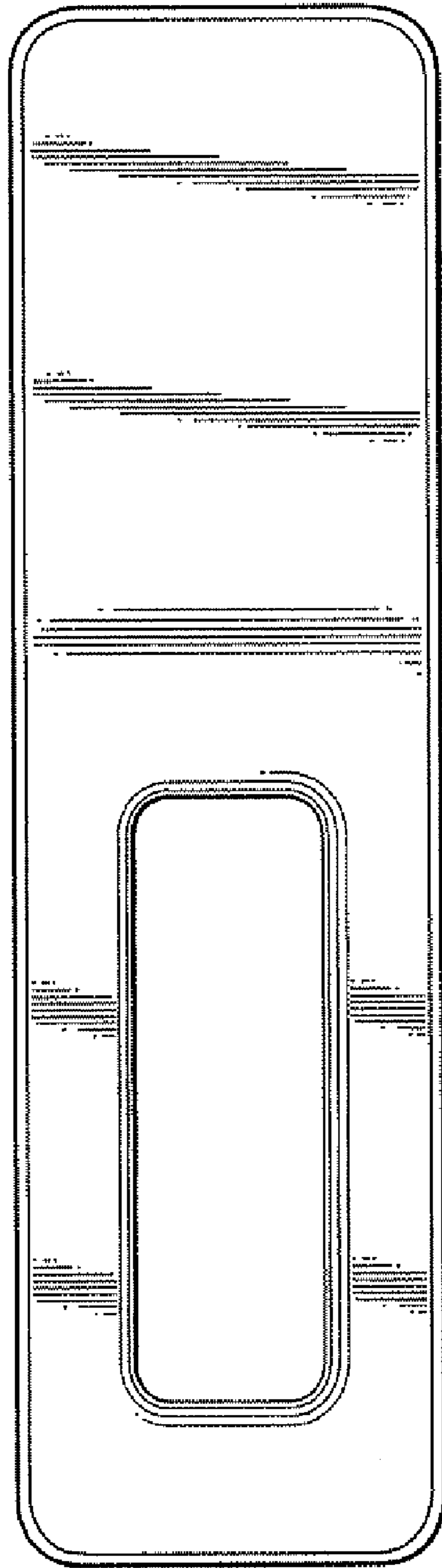


FIG. 3

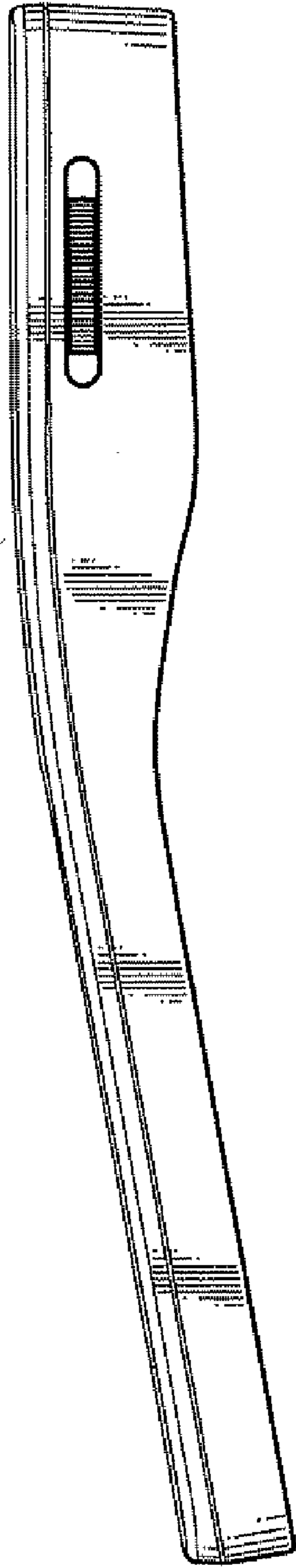


FIG. 4

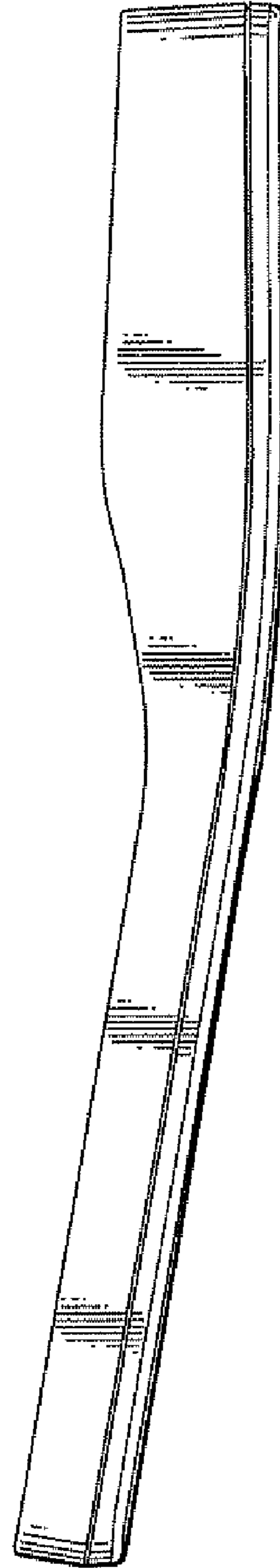


FIG. 5

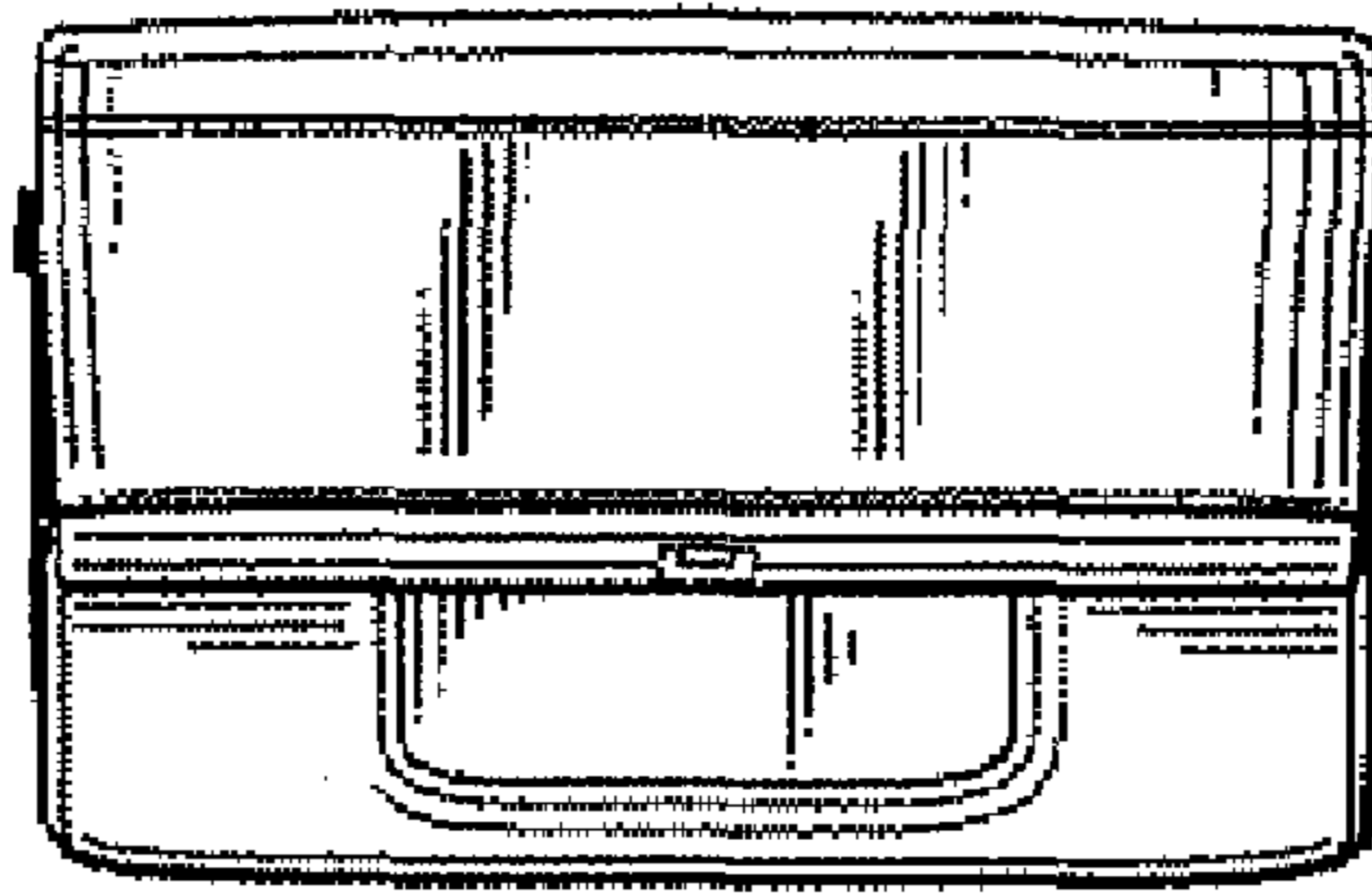


FIG. 6

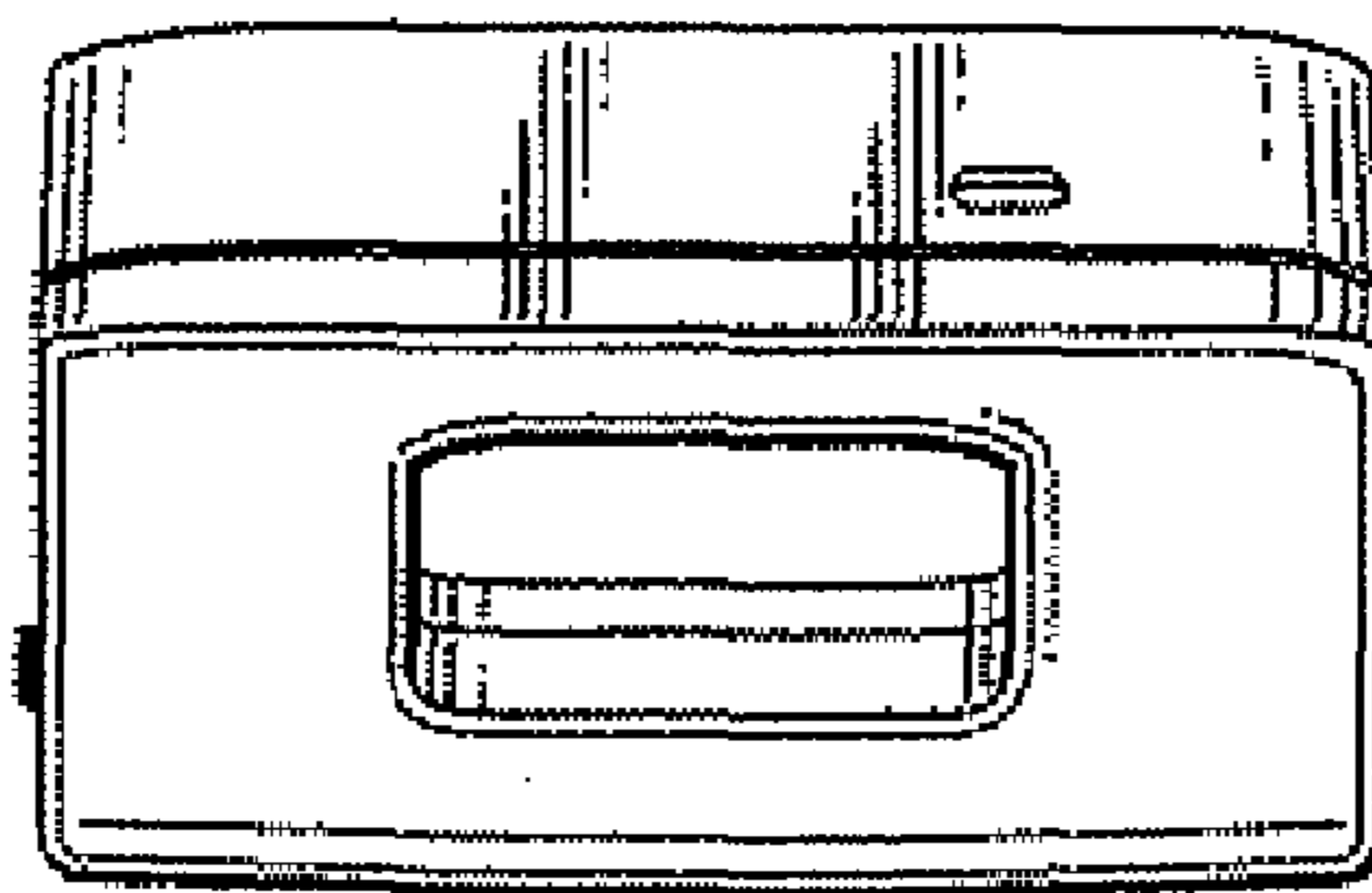


FIG. 7