

US00D591211S

(12) **United States Design Patent**  
**Hayashi et al.**

(10) **Patent No.:** **US D591,211 S**

(45) **Date of Patent:** **\*\* Apr. 28, 2009**

(54) **BUMPER FOR VEHICLE**

(75) Inventors: **Hideo Hayashi**, Fujisawa (JP);  
**Te-Tsung Liang**, Taichung (TW)

(73) Assignee: **Nissan Motor Co., Ltd.**, Yokohama-shi (JP)

(\*\*) Term: **14 Years**

(21) Appl. No.: **29/319,195**

(22) Filed: **Jun. 5, 2008**

(51) **LOC (9) Cl.** ..... **12-16**

(52) **U.S. Cl.** ..... **D12/169**

(58) **Field of Classification Search** ..... D12/169,  
D12/196, 171, 163, 216, 90-92, 86; 293/102,  
293/113, 115, 117, 120; 296/180.1, 180.2  
See application file for complete search history.

(56) **References Cited**

**U.S. PATENT DOCUMENTS**

- D497,328 S 10/2004 Aikawa
- D497,580 S 10/2004 Aikawa
- D544,415 S \* 6/2007 Okamoto ..... D12/169

- D551,136 S \* 9/2007 Manfredini ..... D12/169
- D563,848 S \* 3/2008 Tada et al. .... D12/169
- D565,482 S \* 4/2008 Abe ..... D12/169
- D581,325 S \* 11/2008 Zheng ..... D12/169

\* cited by examiner

*Primary Examiner*—Melody N Brown

(74) *Attorney, Agent, or Firm*—Foley & Lardner LLP

(57) **CLAIM**

The ornamental design for a bumper for vehicle, as shown and described.

**DESCRIPTION**

- FIG. 1 is a perspective view of a bumper for vehicle;
- FIG. 2 is a front view thereof;
- FIG. 3 is a rear view thereof;
- FIG. 4 is a top plan view thereof;
- FIG. 5 is a bottom plan view thereof;
- FIG. 6 is a left side view thereof, and,
- FIG. 7 is a right side view thereof.

**1 Claim, 2 Drawing Sheets**

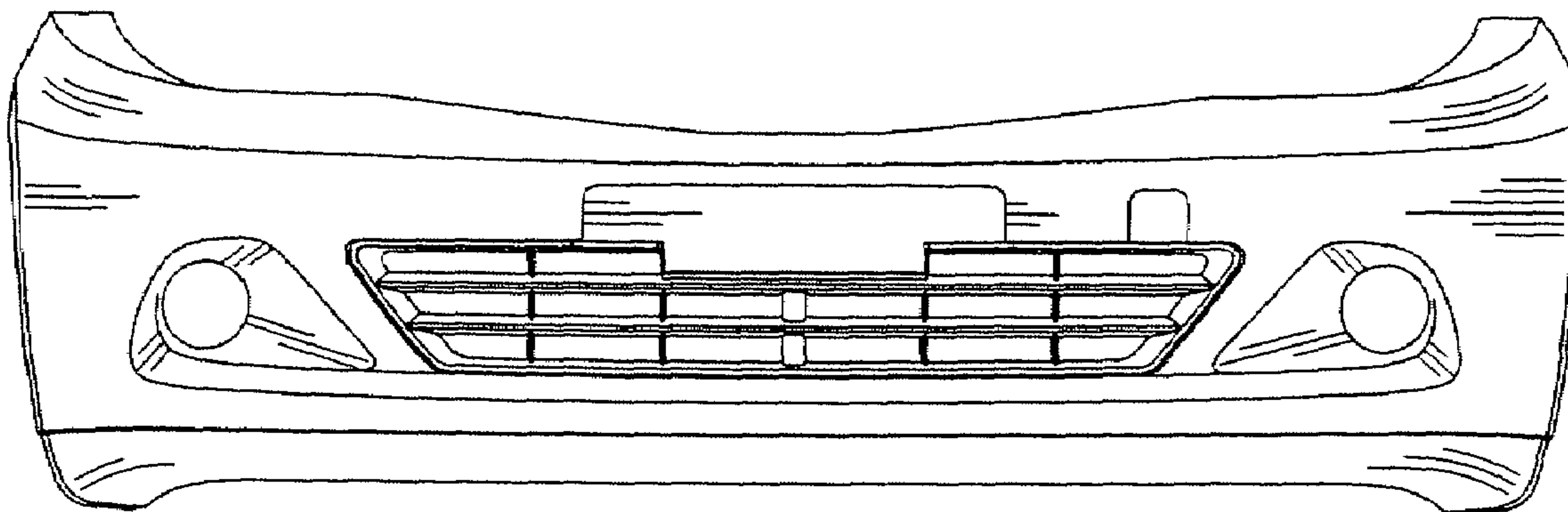


Fig.1




Fig.2

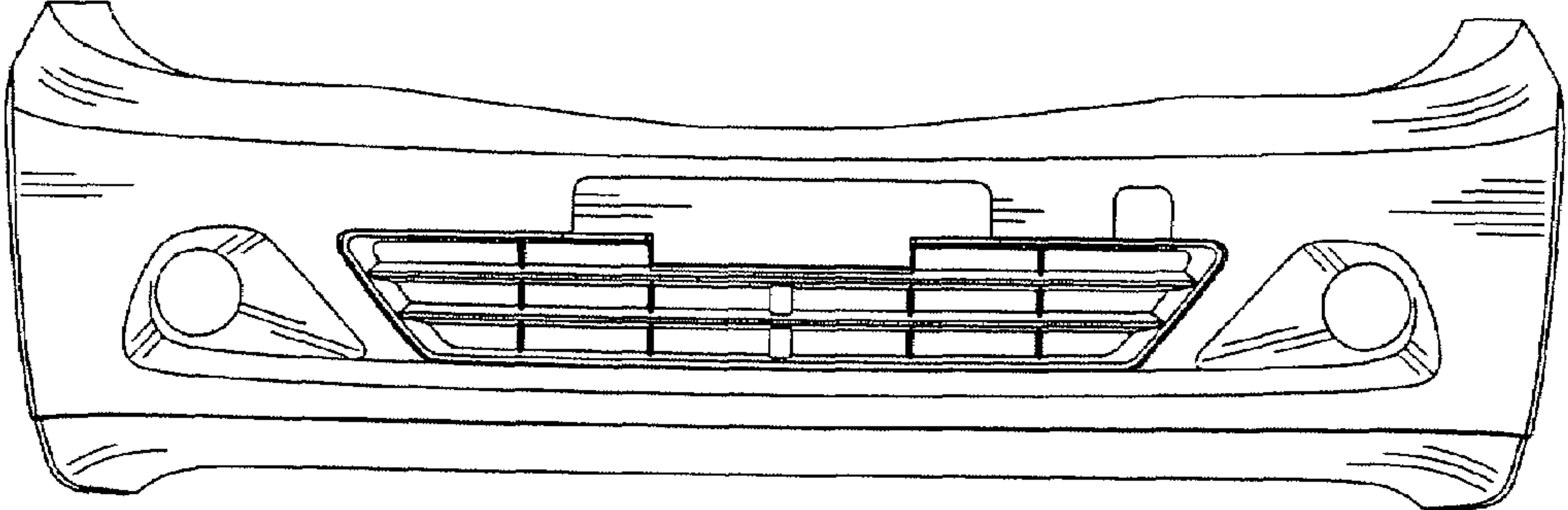


Fig.3

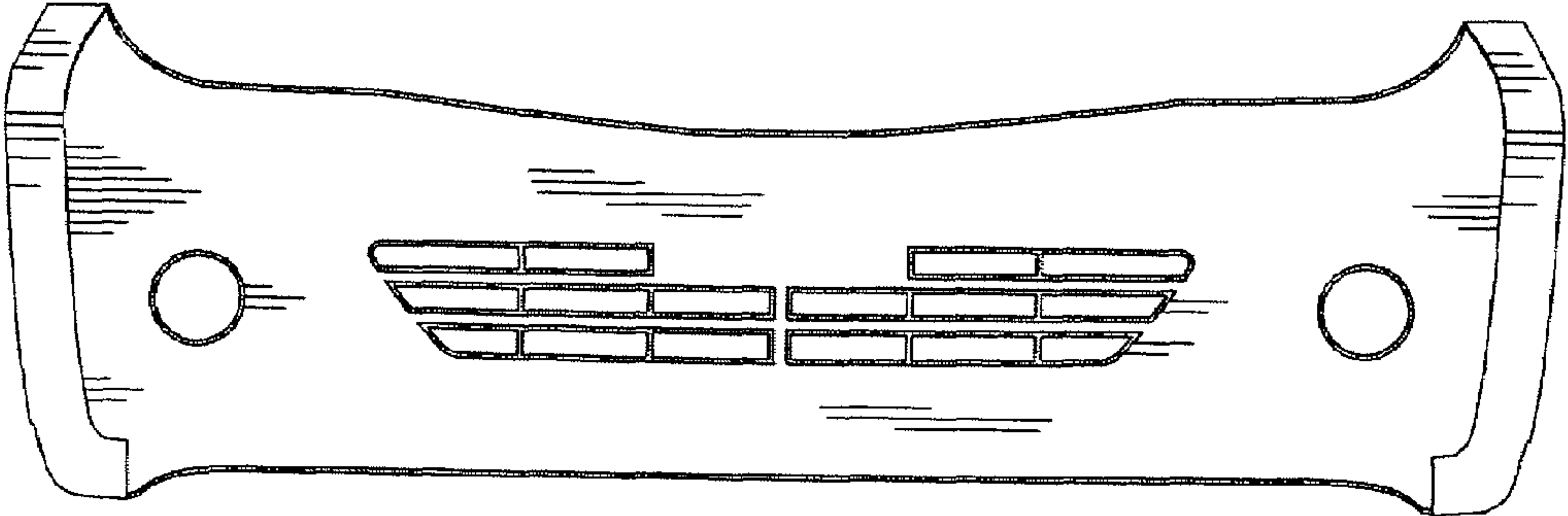


Fig.4

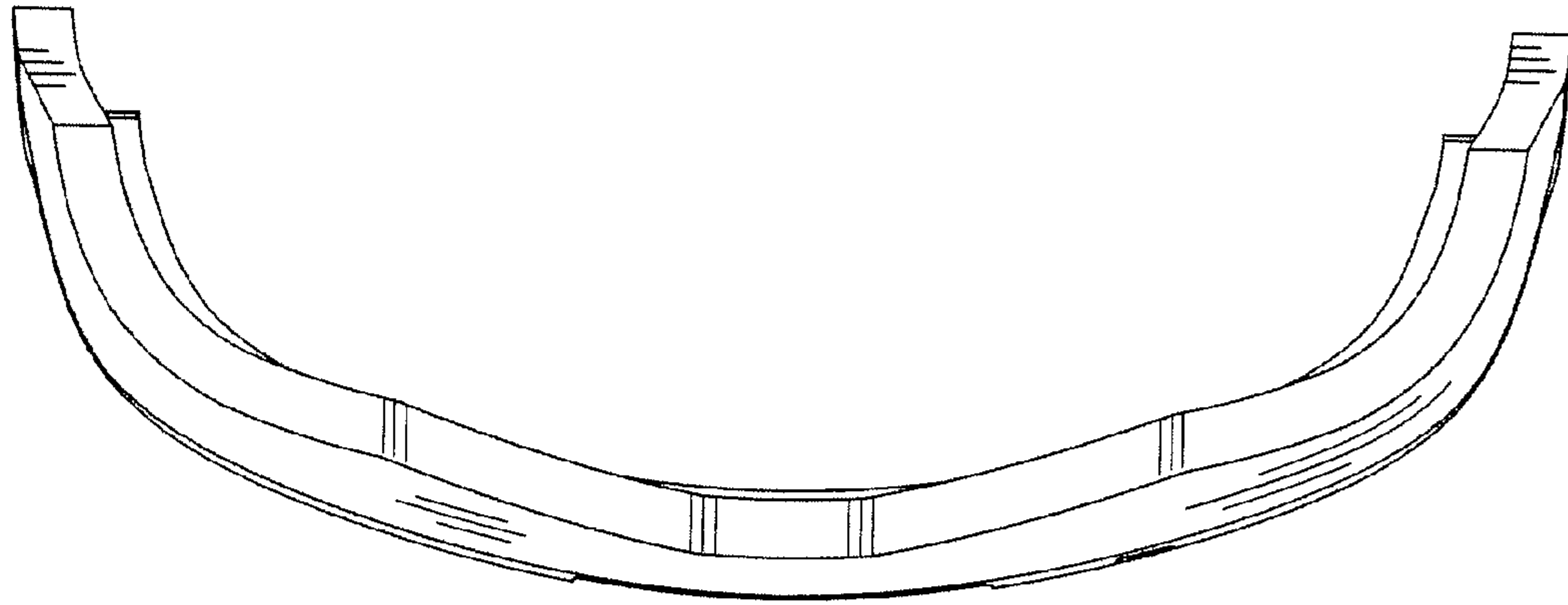


Fig.5




Fig.6

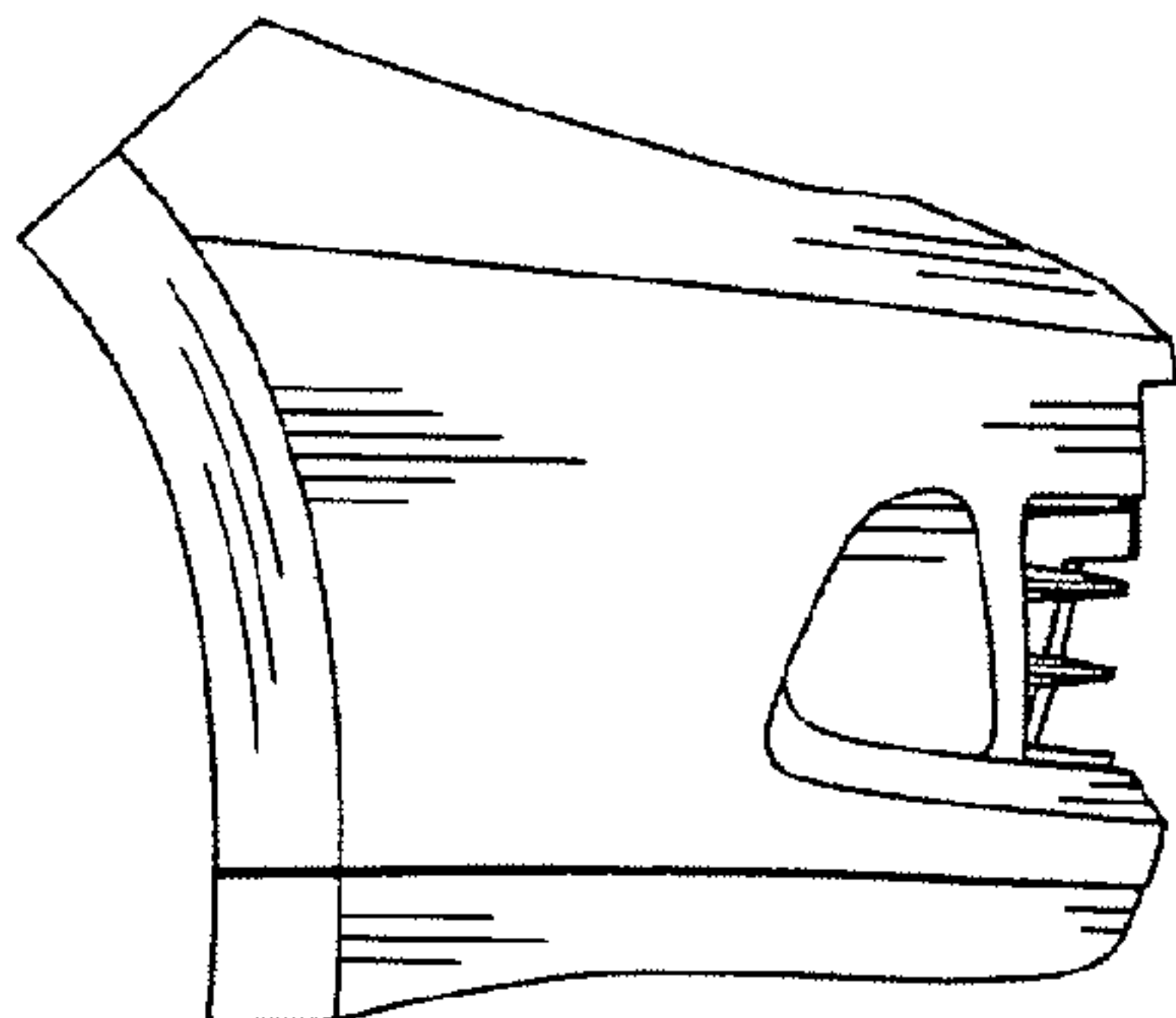


Fig.7

