



US00D591202S

(12) **United States Design Patent**
Ohhashi et al.

(10) **Patent No.:** **US D591,202 S**
(45) **Date of Patent:** **** Apr. 28, 2009**

(54) **AUTOMOBILE AND/OR REPLICA THEREOF**

D578,437 S * 10/2008 Nishihata et al. D12/91

(75) Inventors: **Akihiko Ohhashi**, Wako (JP); **Masashi Shimada**, Wako (JP)

* cited by examiner

Primary Examiner—Melody N Brown

(73) Assignee: **Honda Motor Co., Ltd.**, Tokyo (JP)

(74) *Attorney, Agent, or Firm*—Westerman, Hattori, Daniels & Adrian, LLP.

(**) Term: **14 Years**

(57) **CLAIM**

(21) Appl. No.: **29/321,450**

The ornamental design for an automobile and/or replica thereof, as shown and described.

(22) Filed: **Jul. 16, 2008**

(30) **Foreign Application Priority Data**

DESCRIPTION

Jan. 18, 2008 (JP) 2008-000794

FIG. 1 is a perspective view from the front left side of an automobile and/or replica thereof.

(51) **LOC (9) Cl.** **12-08**

FIG. 2 is a perspective view from the front right side thereof.

(52) **U.S. Cl.** **D12/91**

FIG. 3 is a front elevation view thereof; the rear elevation view is a mirror image of the front elevation view;

(58) **Field of Classification Search** D12/86,
D12/90-92; 296/181.1, 181.5
See application file for complete search history.

FIG. 4 is a left side elevation view thereof.

(56) **References Cited**

FIG. 5 is a right side elevation view thereof; and,

U.S. PATENT DOCUMENTS

FIG. 6 is a top plan view thereof.

The portion of the article shown in broken lines is for illustrative purpose only and forms no part of the claimed design.

D531,934 S * 11/2006 Nagura et al. D12/90
D567,713 S * 4/2008 Ohishi et al. D12/91
D568,210 S * 5/2008 Ohishi et al. D12/91

1 Claim, 6 Drawing Sheets




FIG. 1




FIG. 2




FIG. 3

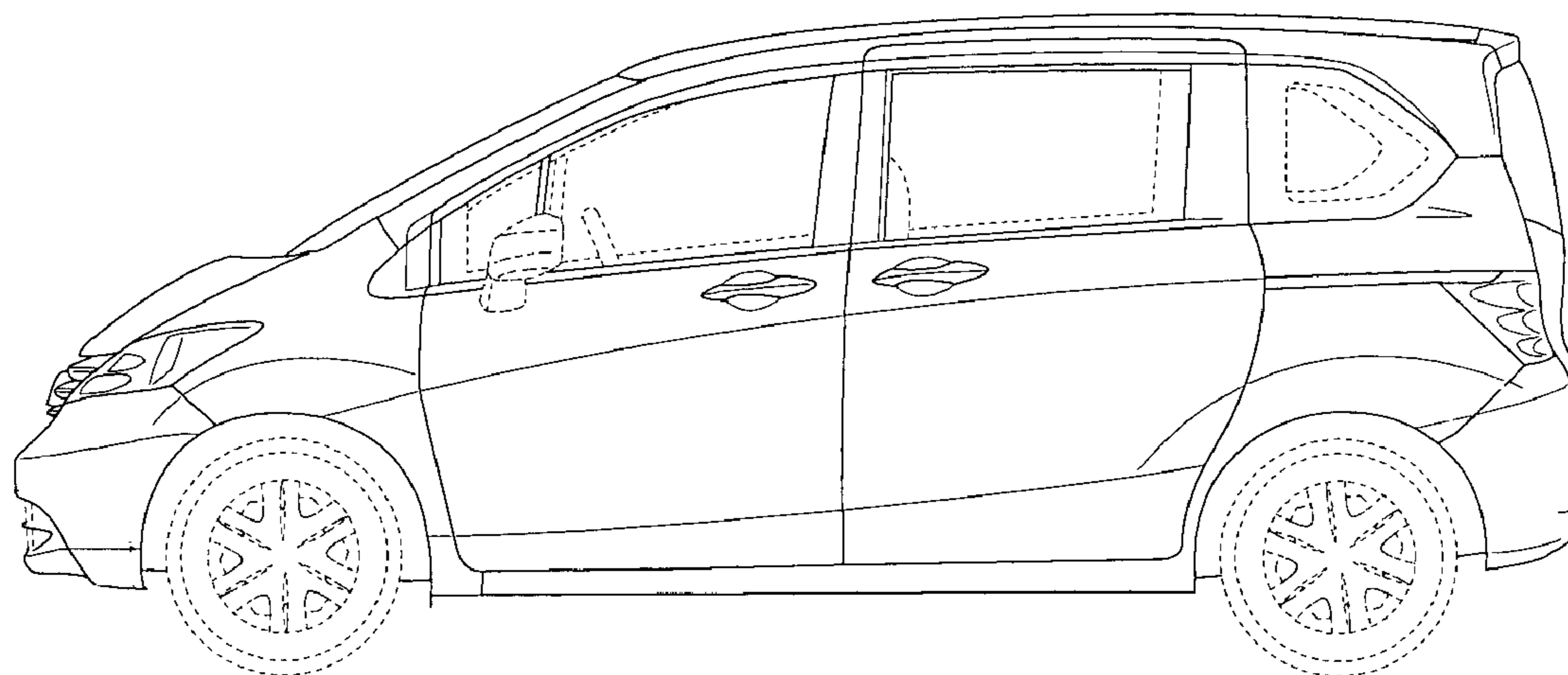


FIG. 4

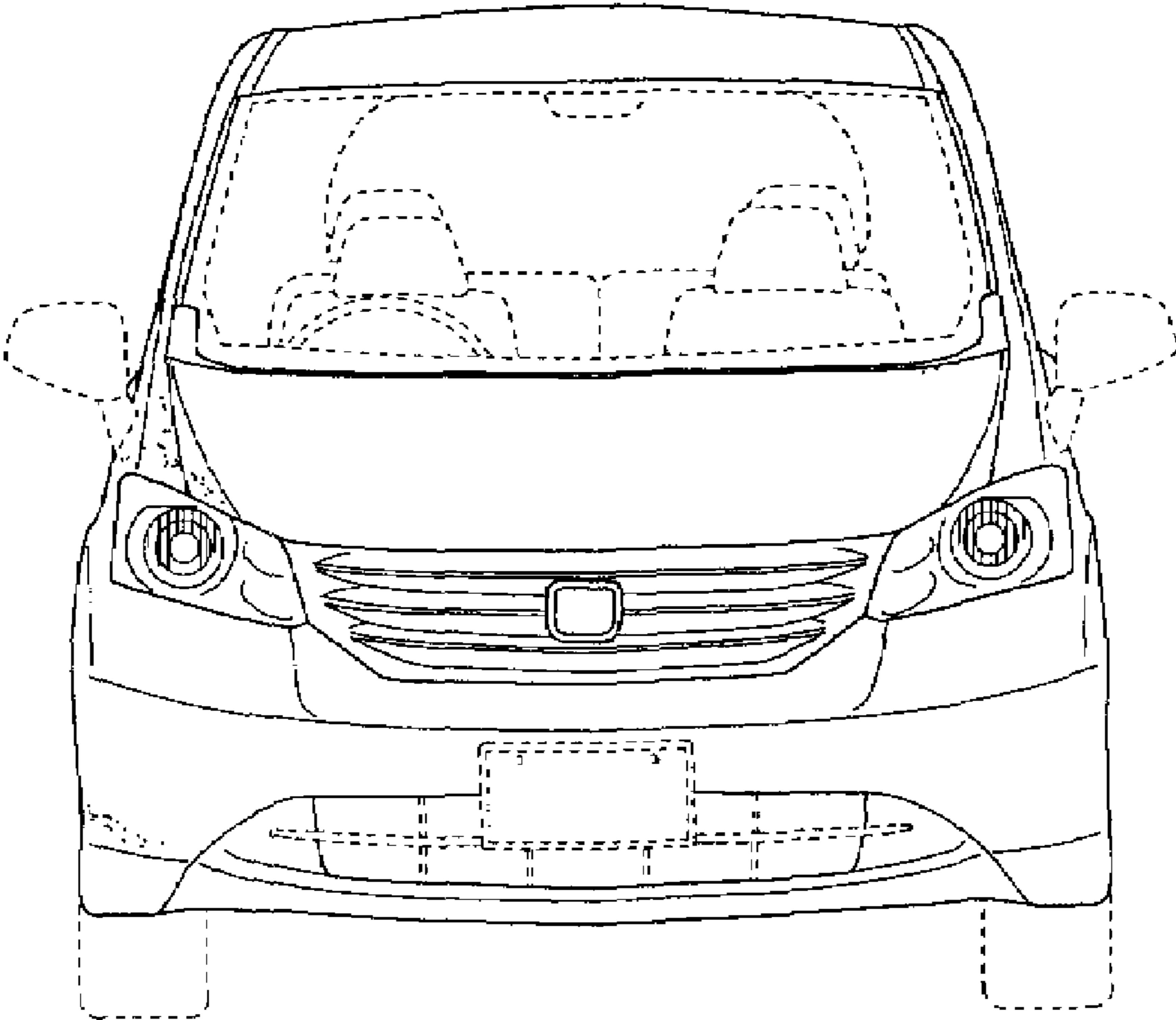


FIG. 5

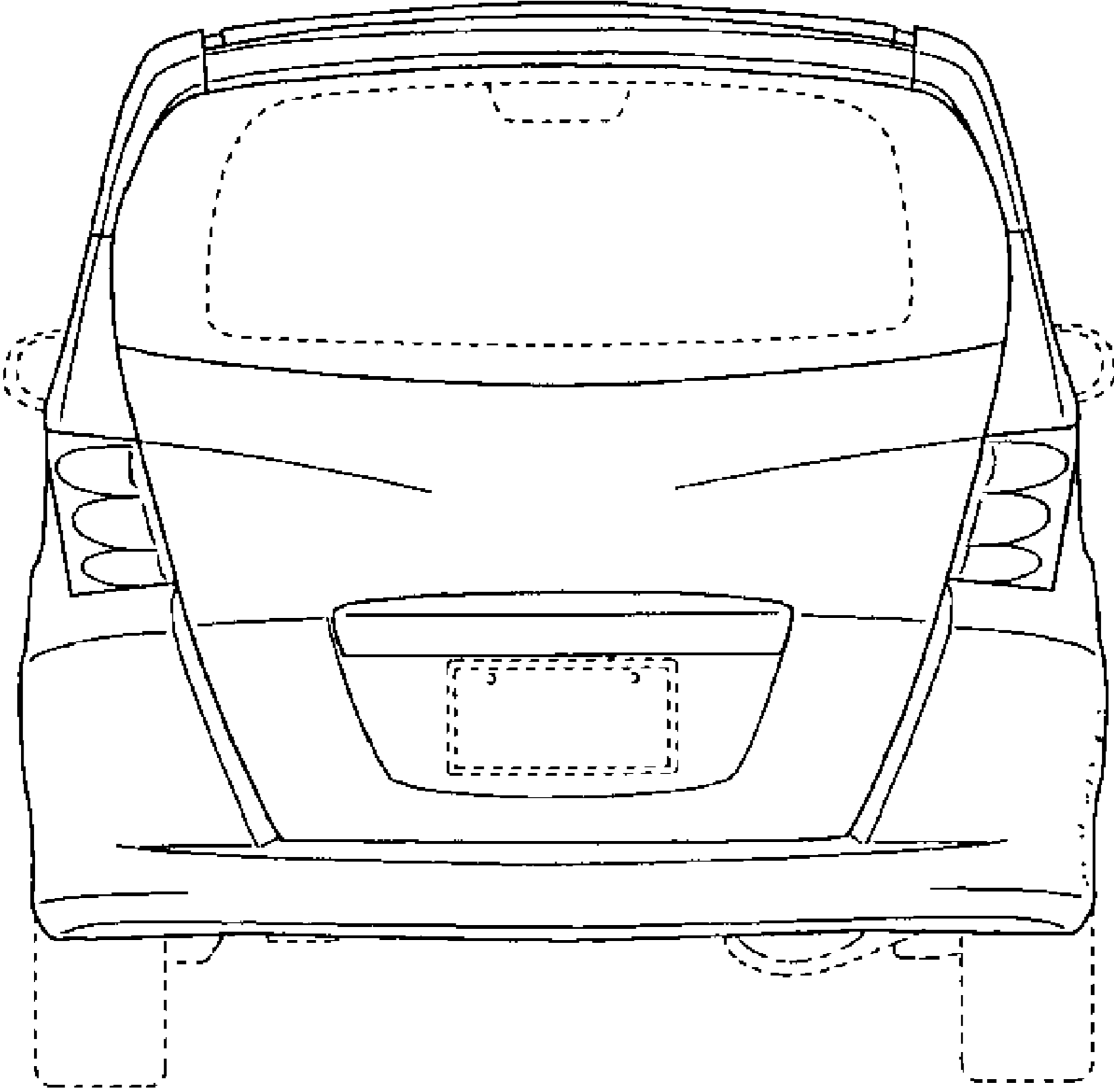


FIG. 6

