



US00D591201S

(12) **United States Design Patent**  
**Granlund**

(10) **Patent No.:** **US D591,201 S**

(45) **Date of Patent:** **\*\* Apr. 28, 2009**

(54) **AUTOMOBILE**

(75) **Inventor:** **Ola Granlund, Göteborg (SE)**

(73) **Assignee:** **GM Global Technology Operations, Inc., Detroit, MI (US)**

(\*\*) **Term:** **14 Years**

(21) **Appl. No.:** **29/291,696**

(22) **Filed:** **Sep. 10, 2007**

(51) **LOC (9) Cl.** ..... **12-08**

(52) **U.S. Cl.** ..... **D12/91**

(58) **Field of Classification Search** ..... D12/86,  
D12/90-92; 296/181.1, 181.5  
See application file for complete search history.

(56) **References Cited**

**U.S. PATENT DOCUMENTS**

D516,956 S \* 3/2006 Bucci et al. .... D12/91  
D521,902 S \* 5/2006 Folden ..... D12/91

D525,566 S \* 7/2006 Thole ..... D12/92  
D532,717 S \* 11/2006 Dolan et al. .... D12/91  
D570,249 S \* 6/2008 O'Donnell ..... D12/91

\* cited by examiner

*Primary Examiner*—Melody N Brown

(74) *Attorney, Agent, or Firm*—Abelman, Frayne & Schwab

(57) **CLAIM**

The ornamental design for an automobile, as shown and described.

**DESCRIPTION**

FIG. 1 is a front, left perspective view showing my new automobile design;

FIG. 2 is a right, rear perspective view thereof;

FIG. 3 is a right-side view thereof;

FIG. 4 is a left-side view thereof; and,


FIG. 5 is a front, right-side perspective view thereof.

**1 Claim, 5 Drawing Sheets**





FIG. 1








FIG. 2



FIG. 3

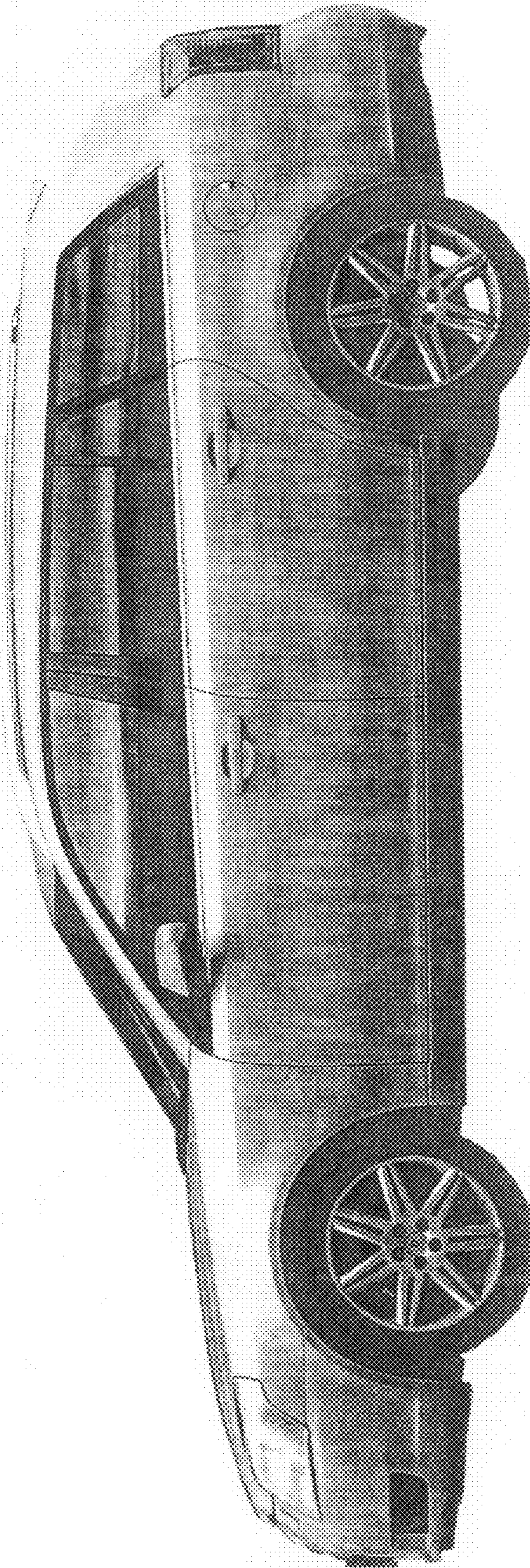





FIG. 4





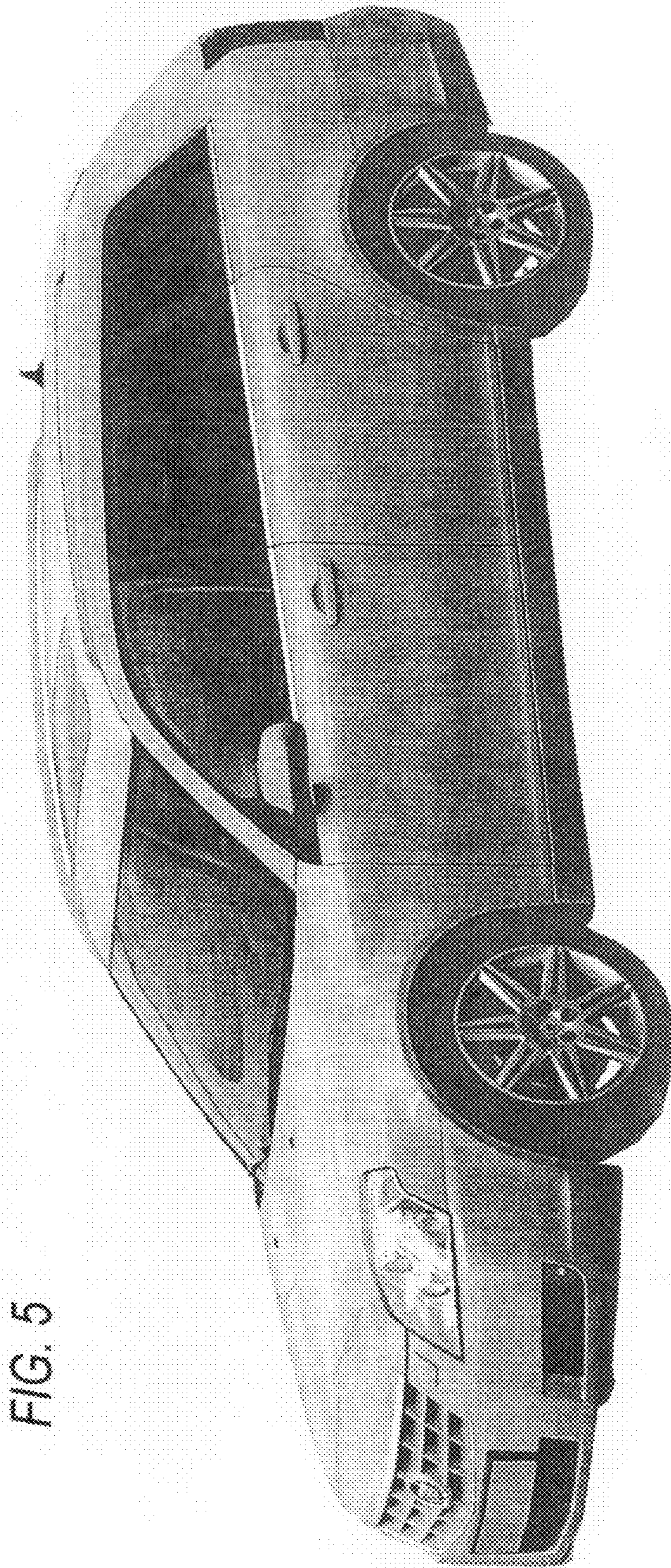


FIG. 5