



US00D591192S

(12) **United States Design Patent**
Nolan

(10) **Patent No.:** **US D591,192 S**
(45) **Date of Patent:** **** Apr. 28, 2009**

(54) **EARRING BACK CLASP**

(76) Inventor: **Phyllis Carol Nolan**, P.O. Box 220,
19620 Murrell Rd., Tahlequah, OK (US)
74464

(**) Term: **14 Years**

(21) Appl. No.: **29/323,842**

(22) Filed: **Sep. 2, 2008**

(51) **LOC (9) Cl.** **11-01**

(52) **U.S. Cl.** **D11/41**

(58) **Field of Classification Search** D11/40-45,
D11/47, 48, 49, 79, 80, 86, 89, 90, 91, 92,
D11/93, 94, 117, 120, 121, 122, 139, 143,
D11/144, 151; 63/3, 3.1, 3.2, 4, 5.1, 7, 10,
63/11, 15, 15.7, 18, 21, 35, 36, 37, 38
See application file for complete search history.

(56) **References Cited**

U.S. PATENT DOCUMENTS

- 2,069,598 A * 2/1937 Arpels 63/29.1
- D339,763 S * 9/1993 Nalbandian D11/91
- 5,365,754 A * 11/1994 Nalbandian 63/26
- D379,074 S * 5/1997 Udko D11/91
- D391,888 S * 3/1998 Fox D11/41
- D429,658 S * 8/2000 Biagi D11/41
- D516,453 S * 3/2006 Kayamori et al. D11/40

- D530,644 S * 10/2006 Mehta D11/92
- D574,745 S * 8/2008 Nolan D11/41
- D574,746 S * 8/2008 Nolan D11/41

* cited by examiner

Primary Examiner—Cathron C Brooks

Assistant Examiner—Melanie Levy

(74) *Attorney, Agent, or Firm*—Fellers, Snider, Blankenship,
Bailey & Tippens, P.C.; Dennis D. Brown

(57) **CLAIM**

The ornamental design for an earring back clasp, as shown and described.

DESCRIPTION

FIG. 1 is a perspective view of an earring back clasp illustrating my new design.

FIG. 2 is a front elevational view thereof, the rear elevational view being a mirror image of this view.


FIG. 3 is a right side elevational view thereof, the left side elevational view being a mirror image of this view.

FIG. 4 is a top plan view thereof; and,

FIG. 5 is a bottom plan view thereof.

The broken line showing of the post portion of the earring back clasp on the drawings represents unclaimed portions of the design and forms no part thereof.

1 Claim, 2 Drawing Sheets



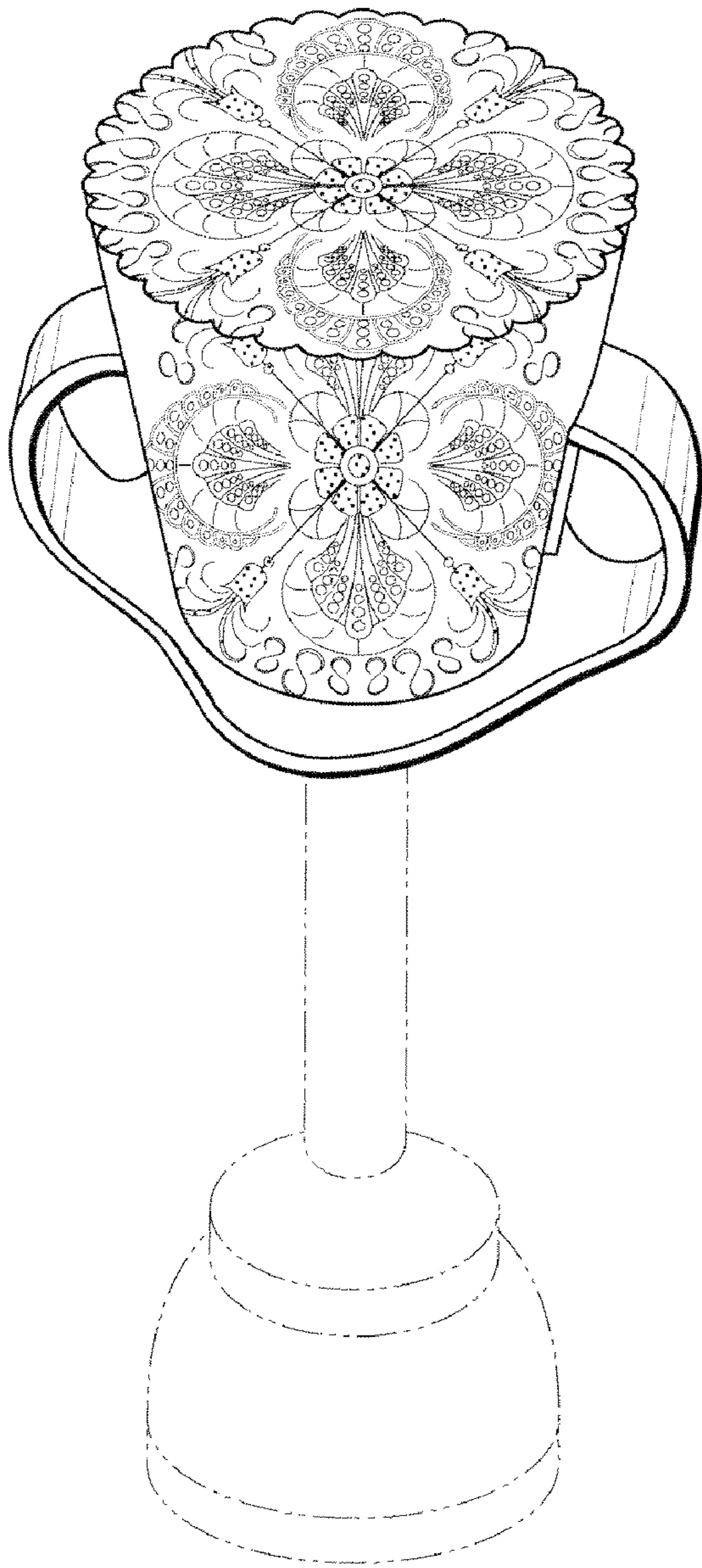


Fig. 1

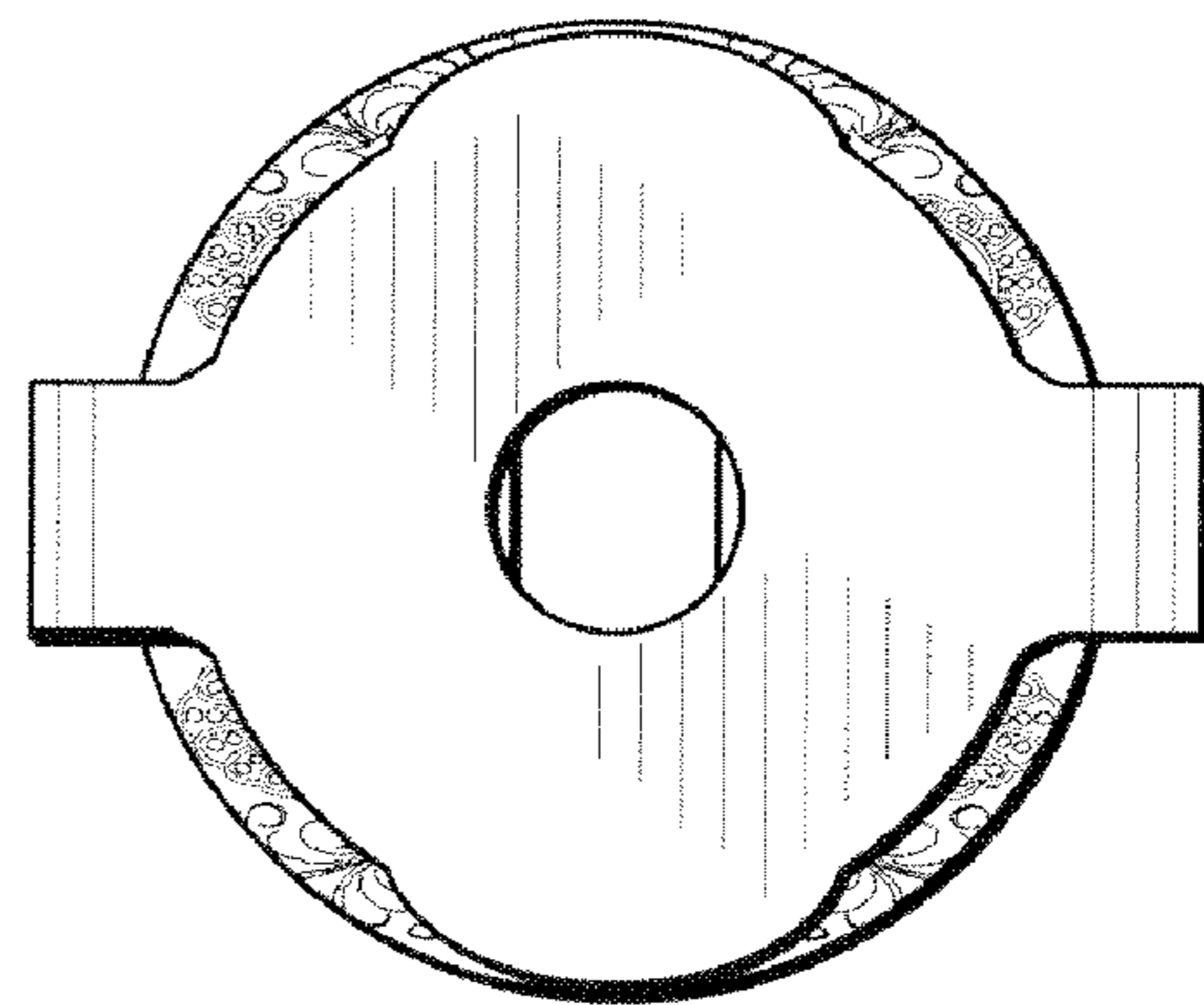


Fig. 5




Fig. 4

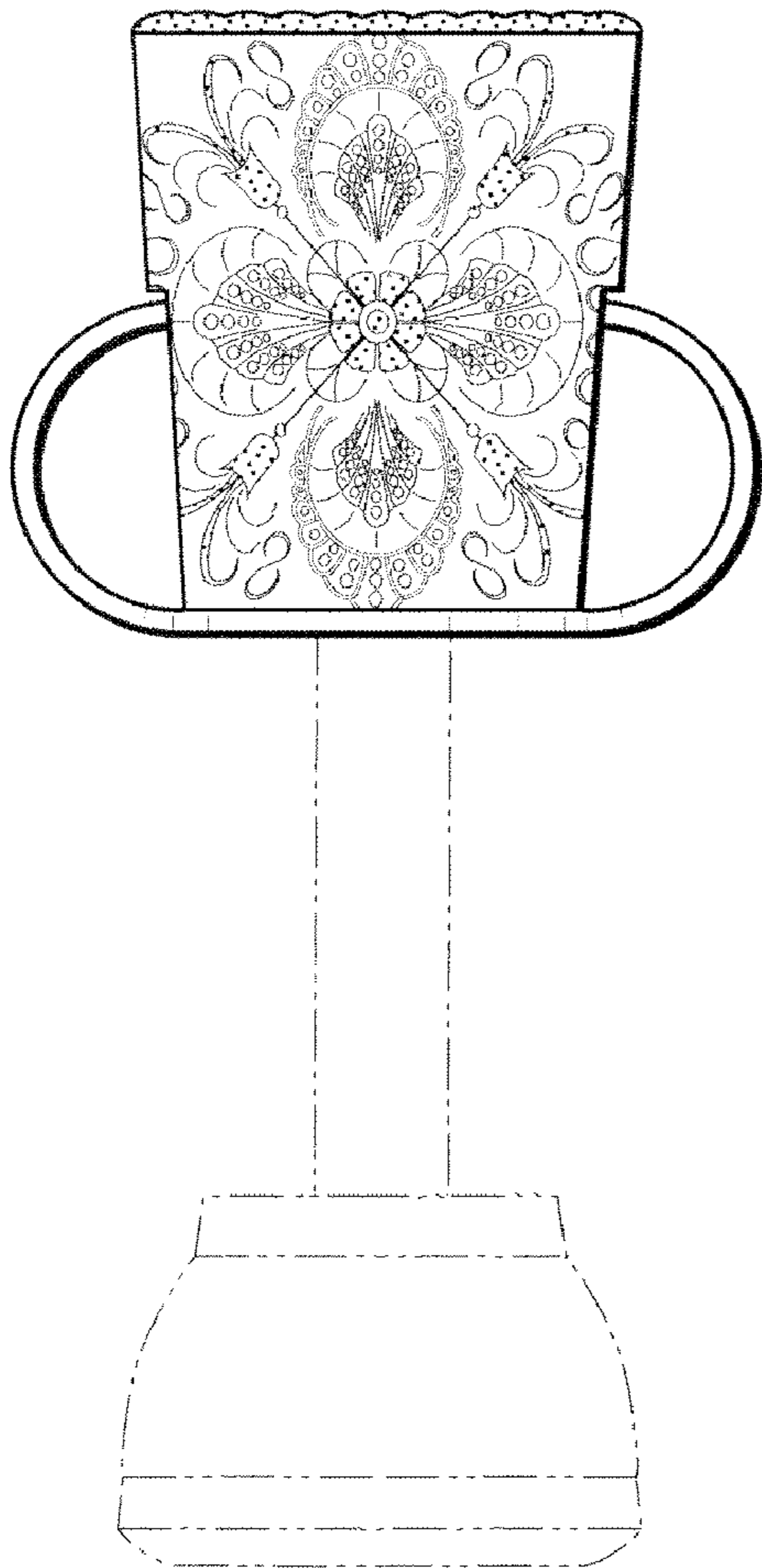


Fig. 2

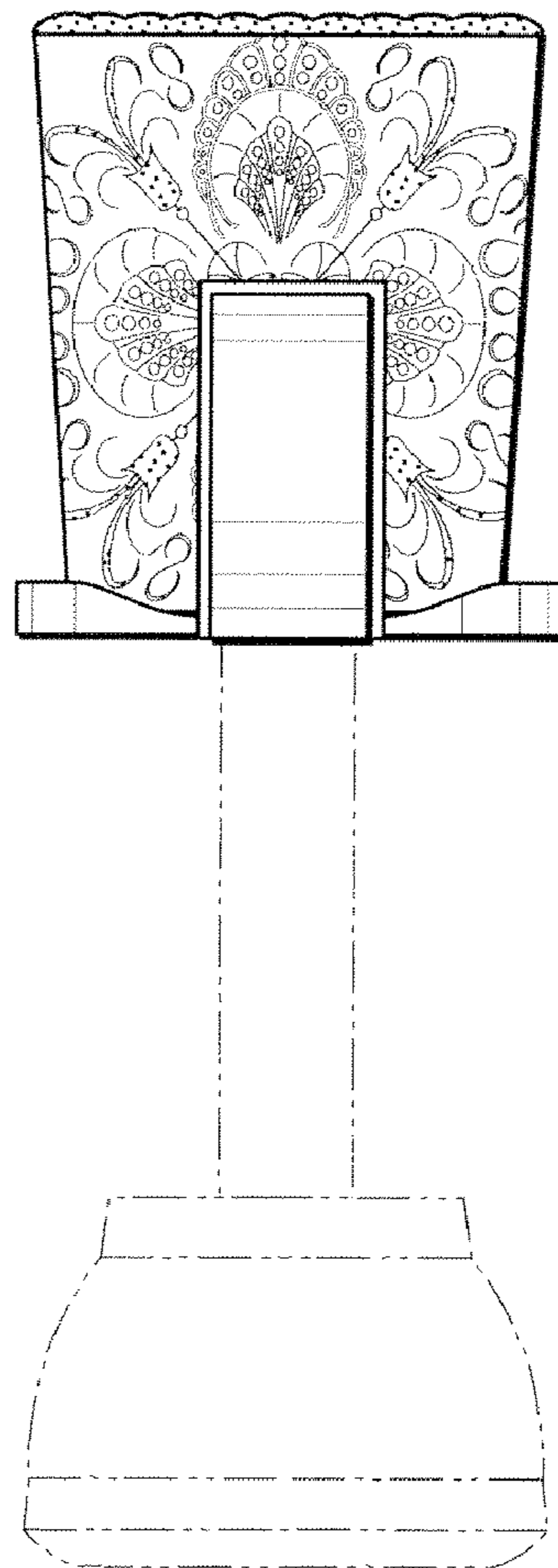


Fig. 3