



US00D591183S

(12) **United States Design Patent**
Gretton

(10) **Patent No.:** **US D591,183 S**

(45) **Date of Patent:** **** Apr. 28, 2009**

(54) **NAVIGATION SYSTEM WITH MOUNT AND SUCTION PAD**

D564,374 S * 3/2008 Wada D10/65
7,366,609 B2 * 4/2008 Lee 701/213
D581,818 S * 12/2008 Gretton D10/65
D582,304 S * 12/2008 Hashino et al. D10/70
D585,778 S * 2/2009 Weinschenk D10/65

(75) Inventor: **Mark Gretton**, London (GB)

(73) Assignee: **Tom Tom International B.V.**,
Amsterdam (NL)

(**) Term: **14 Years**

(21) Appl. No.: **29/312,913**

(22) Filed: **Nov. 22, 2008**

* cited by examiner

Primary Examiner—Antoine D Davis

(74) *Attorney, Agent, or Firm*—Robert L. Epstein; Epstein
Drangel Bazerman & James, LLP

Related U.S. Application Data

(62) Division of application No. 29/296,281, filed on Oct.
17, 2007, now Pat. No. Des. 581,296.

(51) **LOC (9) Cl.** **10-04**

(52) **U.S. Cl.** **D10/65**

(58) **Field of Classification Search** D10/65,
D10/80; D14/347; 342/351, 419, 457, 357.06–357.13;
343/702; 345/87, 104, 133, 156, 168, 173,
345/901–905; 348/184, 315, 739; 364/444,
364/499; 701/214, 206–209, 213

See application file for complete search history.

(56) **References Cited**

U.S. PATENT DOCUMENTS

7,019,319 B2 * 3/2006 Lapstun et al. 345/156
D540,205 S * 4/2007 Hsu D10/65

(57) **CLAIM**

The ornamental design for a navigation system with mount
and suction pad, as shown and described.

DESCRIPTION

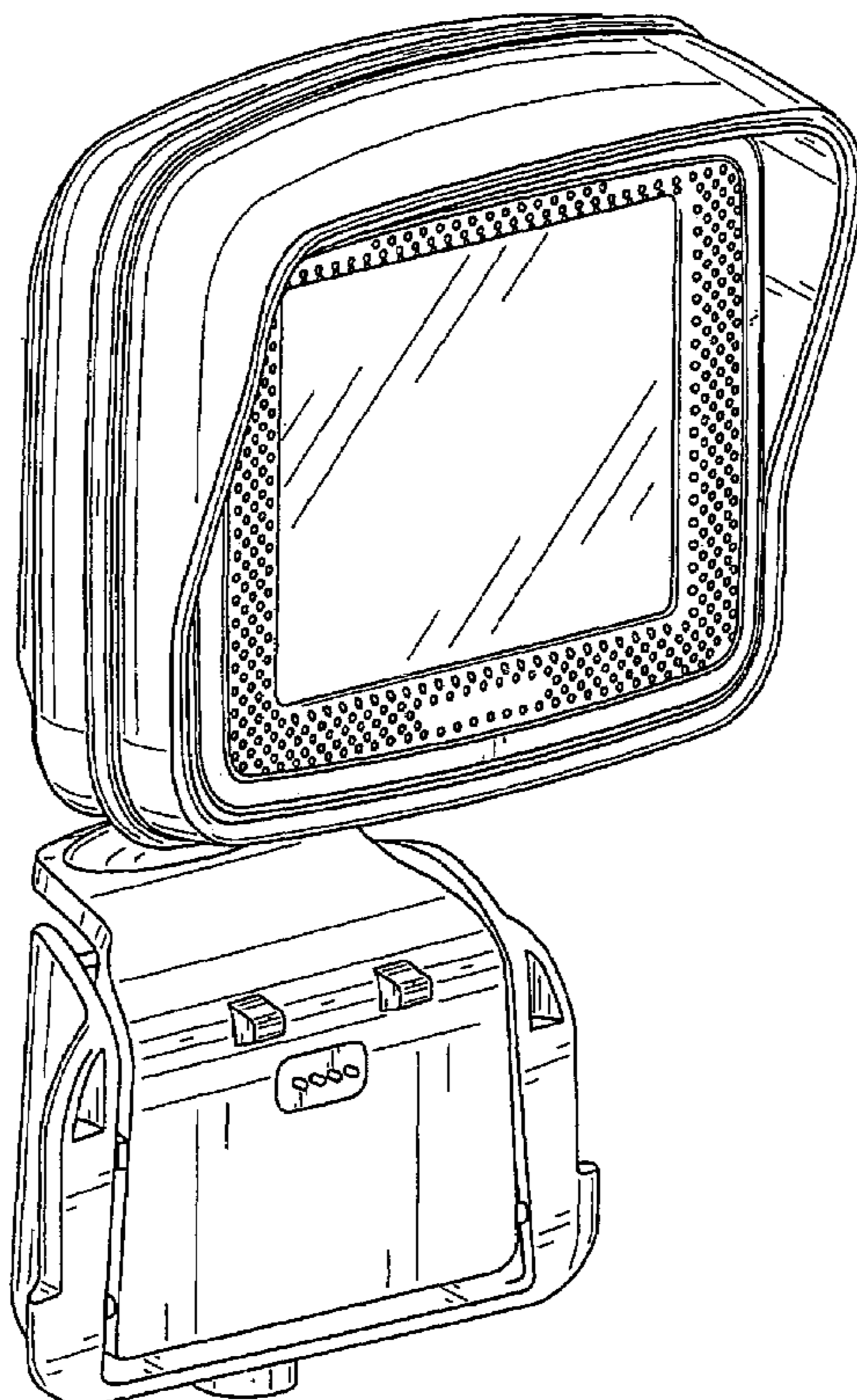
FIG. 1 is a perspective view of the top, front and one side of
my invention showing the navigation system with the mount;

FIG. 2 is a perspective view of the top, front and one side of
my invention showing the navigation system with the mount
and suction pad;

FIG. 3 is a perspective view of the rear, top and one side of my
invention showing the navigation system with the mount;
and,

FIG. 4 is a perspective view of the rear, top and one side of my
invention showing the navigation system with the mount and
suction pad.

1 Claim, 4 Drawing Sheets



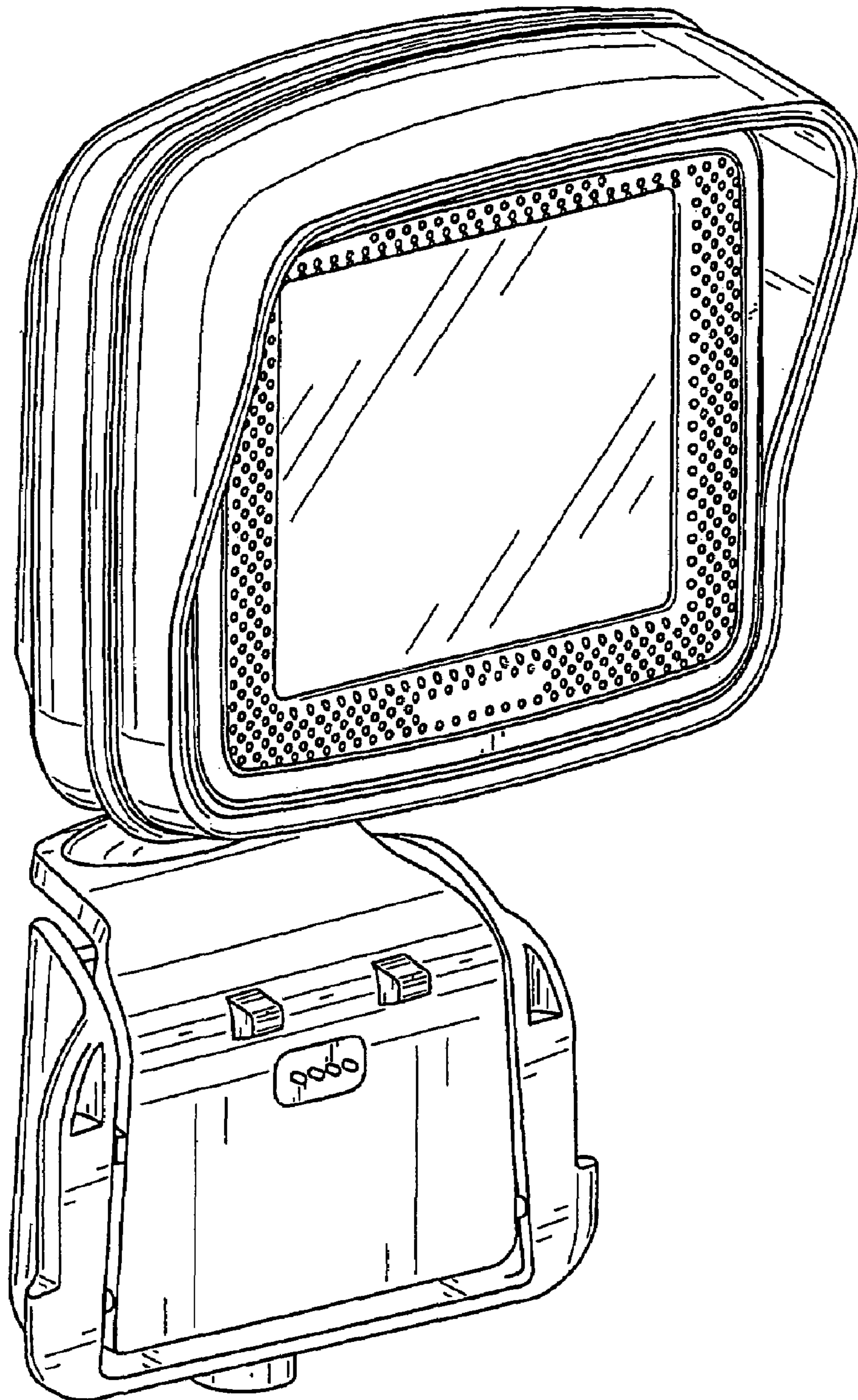


FIG. 1

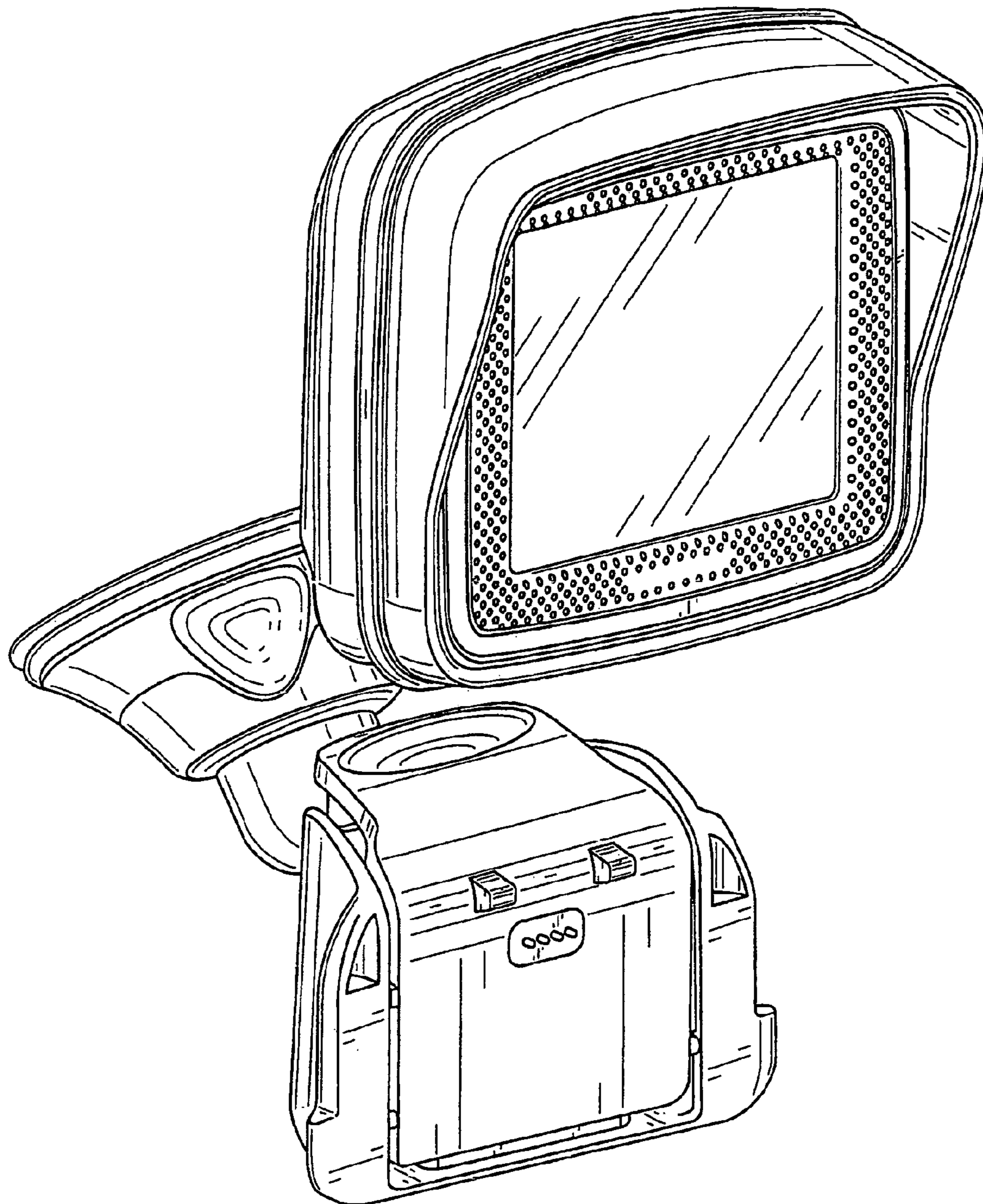


FIG. 2

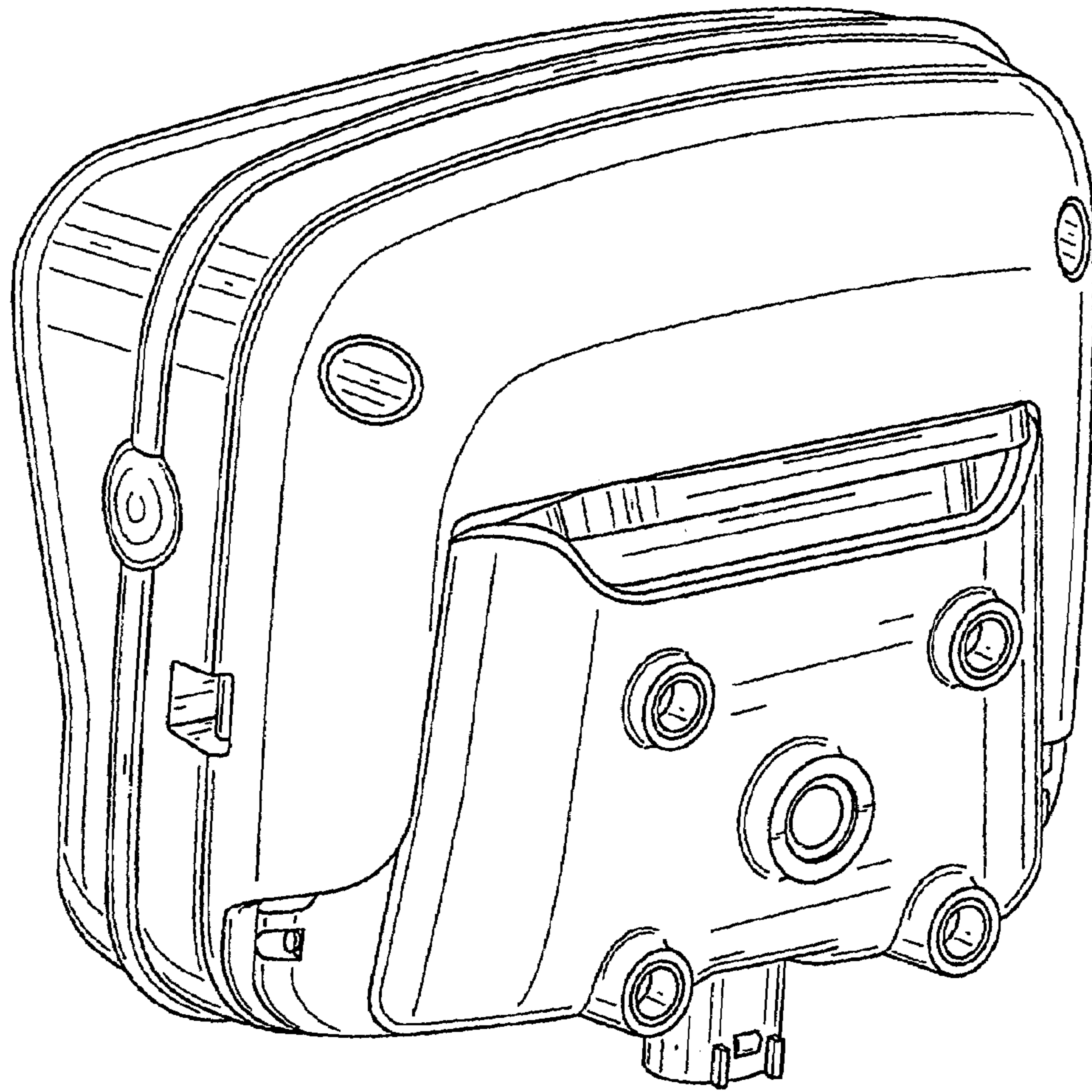


FIG. 3

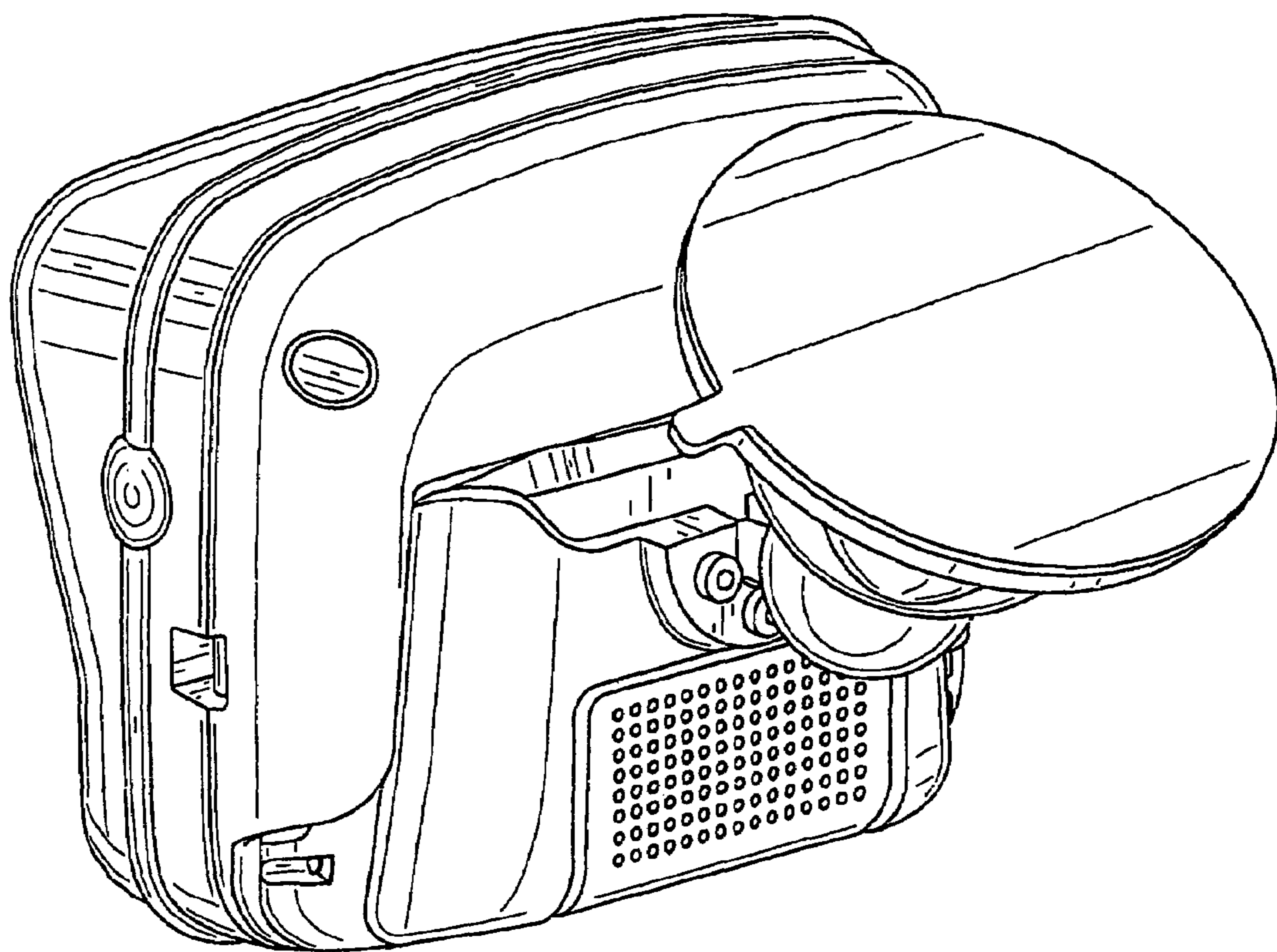


FIG. 4