



US00D591173S

(12) **United States Design Patent**
Church

(10) **Patent No.:** **US D591,173 S**

(45) **Date of Patent:** **** Apr. 28, 2009**

(54) **SALAD KIT**

(75) Inventor: **John R. Church**, Neshkoro, WI (US)

(73) Assignee: **Spartech Corporation**, Ripon, WI (US)

(**) Term: **14 Years**

(21) Appl. No.: **29/298,511**

(22) Filed: **Dec. 6, 2007**

(51) **LOC (9) Cl.** **09-03**

(52) **U.S. Cl.** **D9/761; D9/425**

(58) **Field of Classification Search** D9/761,
D9/425, 415, 418, 430, 428, 429, 414, 426,
D9/424, 427; D7/629; 229/405, 407, 4.5,
229/938, 939, 108, 116.1; 206/461-471,
206/541, 216; 220/253, 556, 780, 790, 791,
220/315, 376, 377, 62, 669

See application file for complete search history.

(56) **References Cited**

U.S. PATENT DOCUMENTS

4,040,561	A	8/1977	Philippon	
4,785,931	A	11/1988	Weir et al.	
4,848,579	A	7/1989	Barnes et al.	
D309,105	S *	7/1990	Fisher et al.	D9/425
4,978,022	A	12/1990	Weick	
D322,757	S *	12/1991	Payne	D9/425
D323,114	S *	1/1992	Sheehan	D9/420
5,722,558	A	3/1998	Thompson	
5,753,289	A	5/1998	Ness	
5,887,715	A	3/1999	Vasudeva	
5,915,581	A	6/1999	Pfaffmann, Jr. et al.	
D424,432	S *	5/2000	Knutson et al.	D9/430
6,129,232	A	10/2000	Williams	
6,164,485	A	12/2000	Hilton	
6,209,748	B1	4/2001	Dunbar	

6,302,268	B1	10/2001	Michaeli	
D463,274	S *	9/2002	Green	D9/415
D466,405	S *	12/2002	Lee	D9/415
D502,869	S *	3/2005	Clarke	D9/425
D514,439	S *	2/2006	Snedden et al.	D9/425
D514,440	S *	2/2006	Snedden et al.	D9/425
D514,441	S *	2/2006	Snedden et al.	D9/425
D514,929	S *	2/2006	Snedden et al.	D9/425
D514,930	S *	2/2006	Snedden et al.	D9/425
D514,931	S *	2/2006	Snedden et al.	D9/425
7,156,229	B2	1/2007	Gordon et al.	
7,213,620	B2	5/2007	DeJonge	
7,252,195	B2	8/2007	Mandle et al.	
2007/0051729	A1	3/2007	Osborne	

* cited by examiner

Primary Examiner—Stella M Reid

Assistant Examiner—Mark A Goodwin

(74) *Attorney, Agent, or Firm*—Armstrong Teasdale, LLP

(57) **CLAIM**

The ornamental design for a salad kit, as shown and described.

DESCRIPTION

FIG. 1 is a top perspective view of a salad kit showing my new design;

FIG. 2 is a top plan view thereof;

FIG. 3 is a front view thereof;

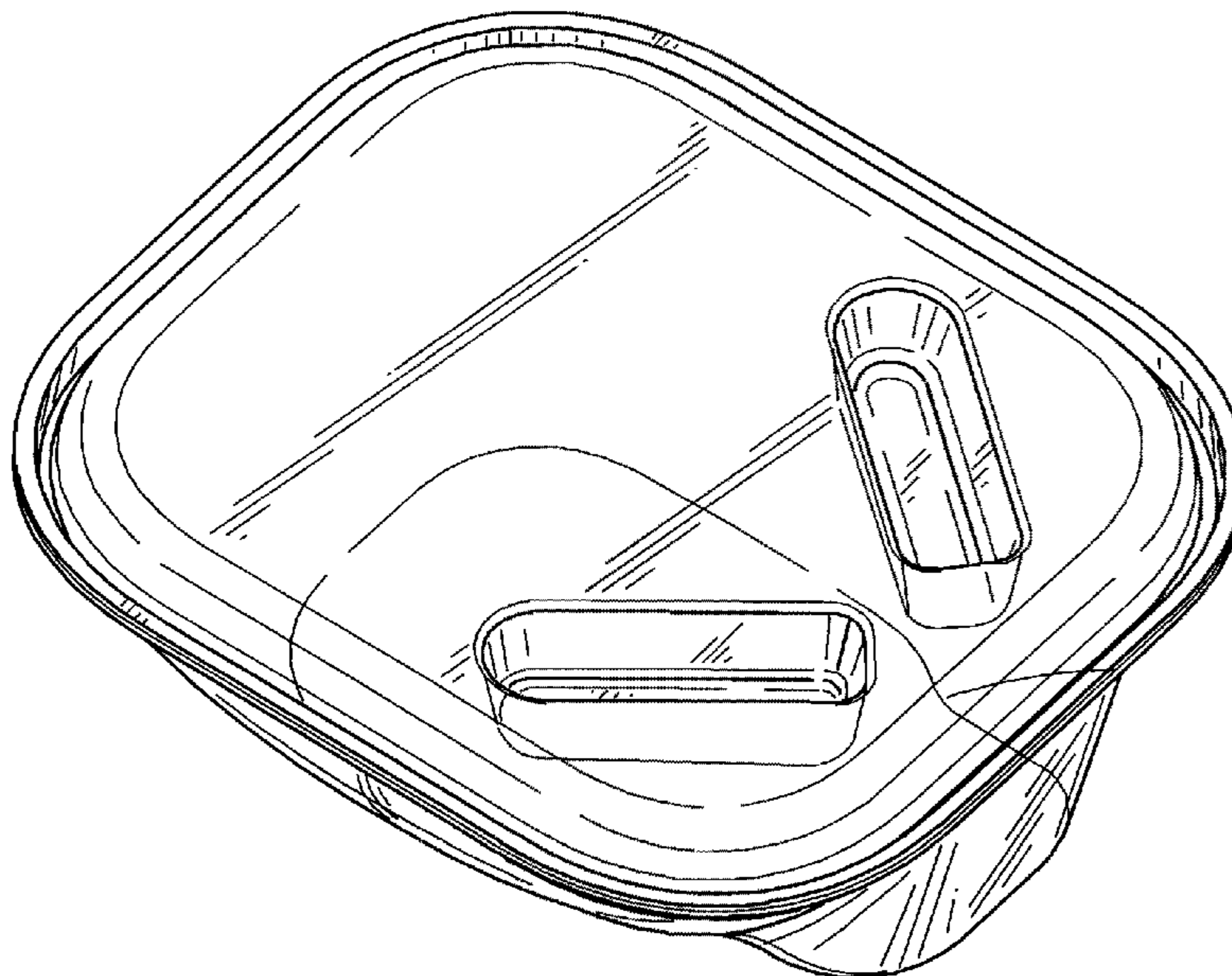
FIG. 4 is a right side view thereof;

FIG. 5 is a left side view thereof; and,

FIG. 6 is a bottom plan view thereof.

The broken line showing of the rectangular feature in FIG. 6 is included for the purpose of illustrating environmental structure and forms no part of the claimed design.

1 Claim, 4 Drawing Sheets



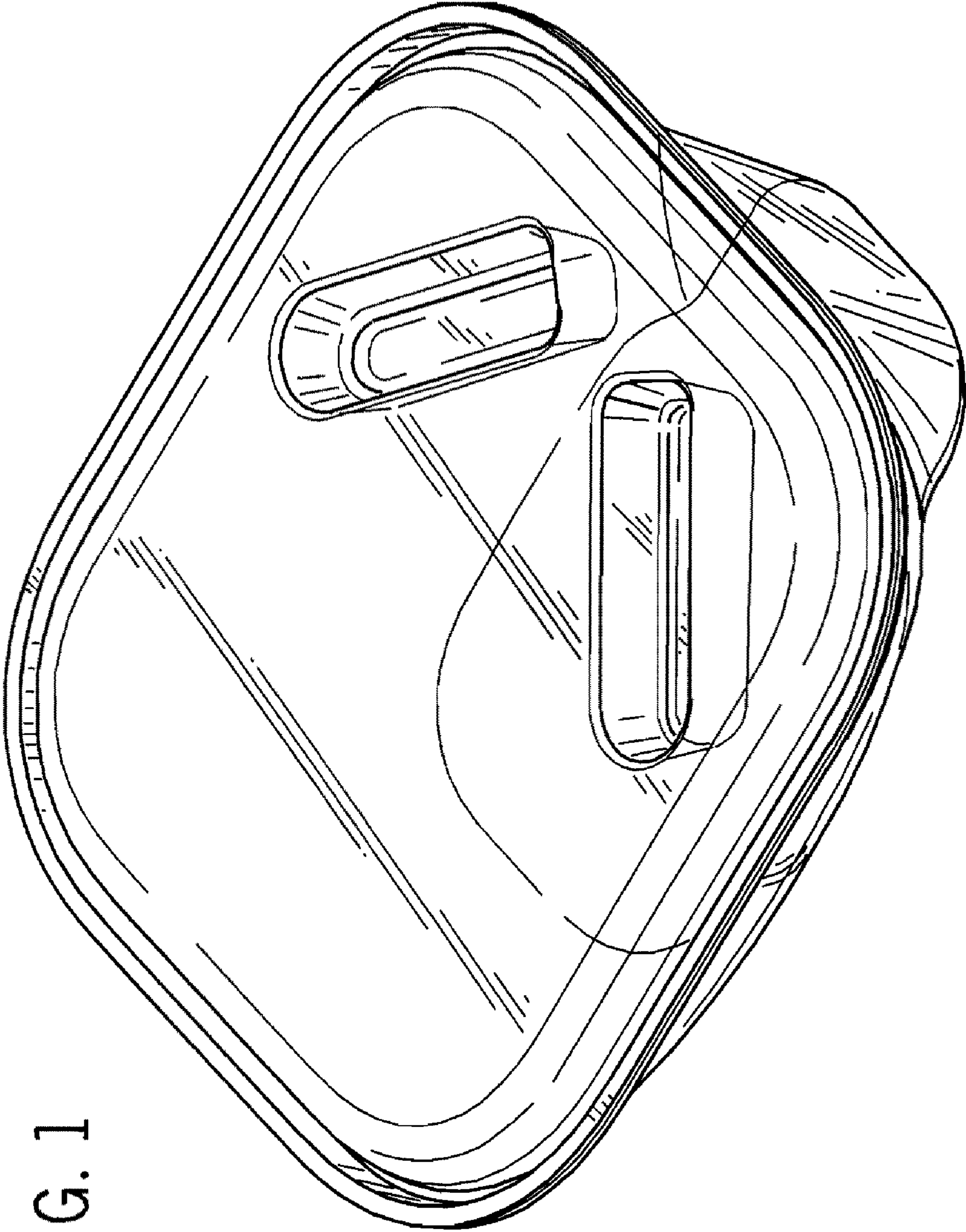


FIG. 1

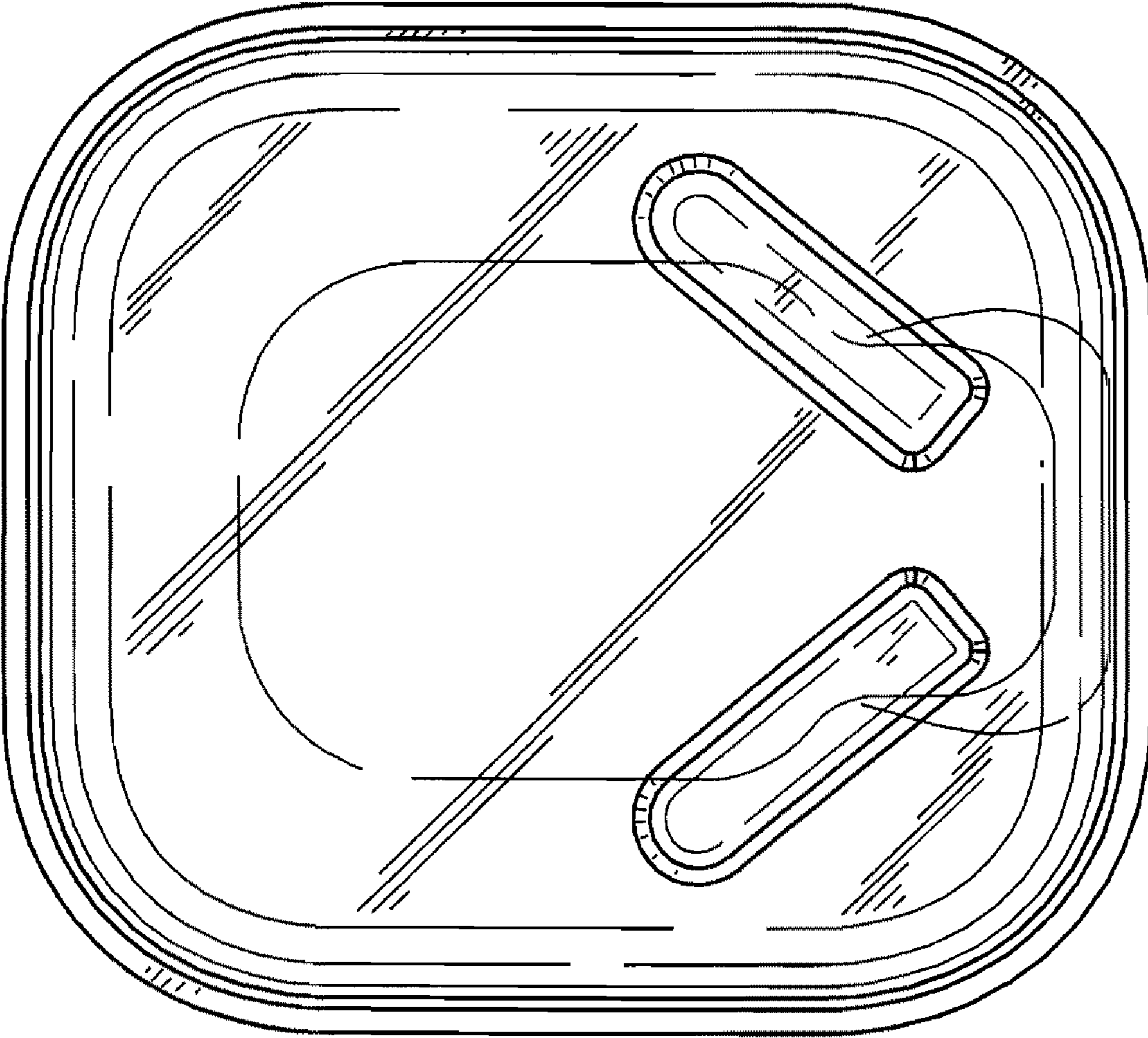


FIG. 2




FIG. 3




FIG. 4

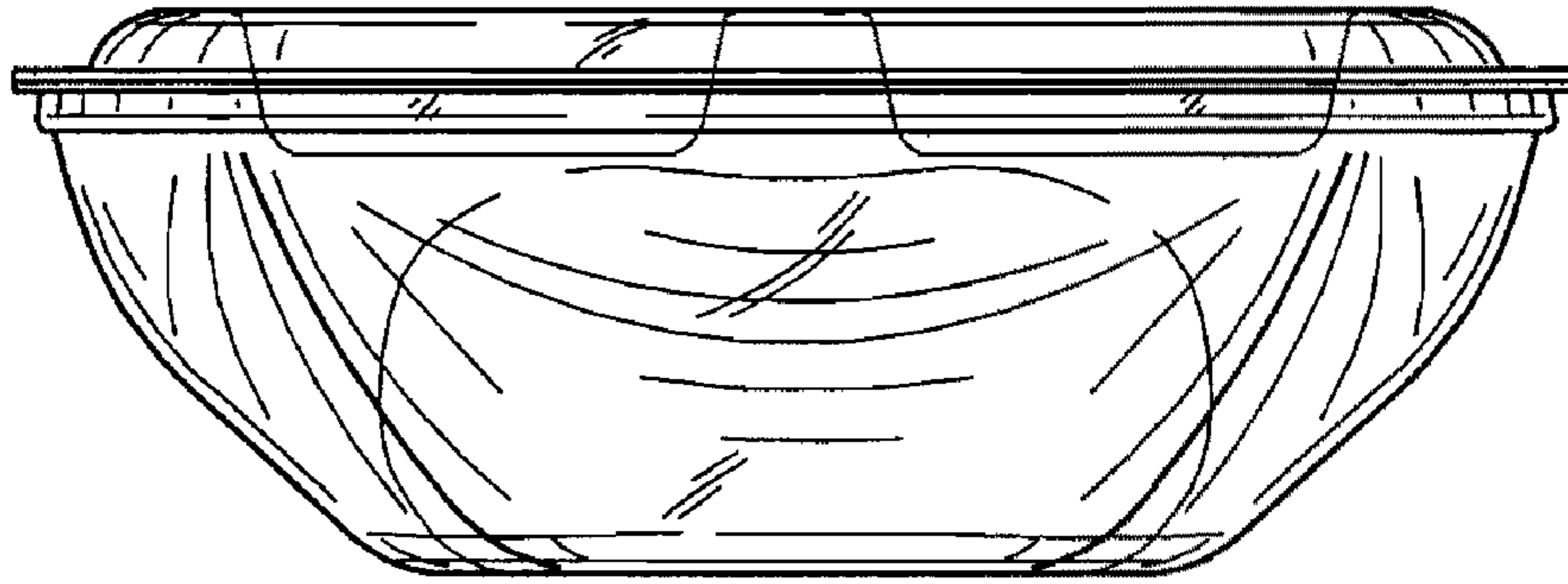


FIG. 5

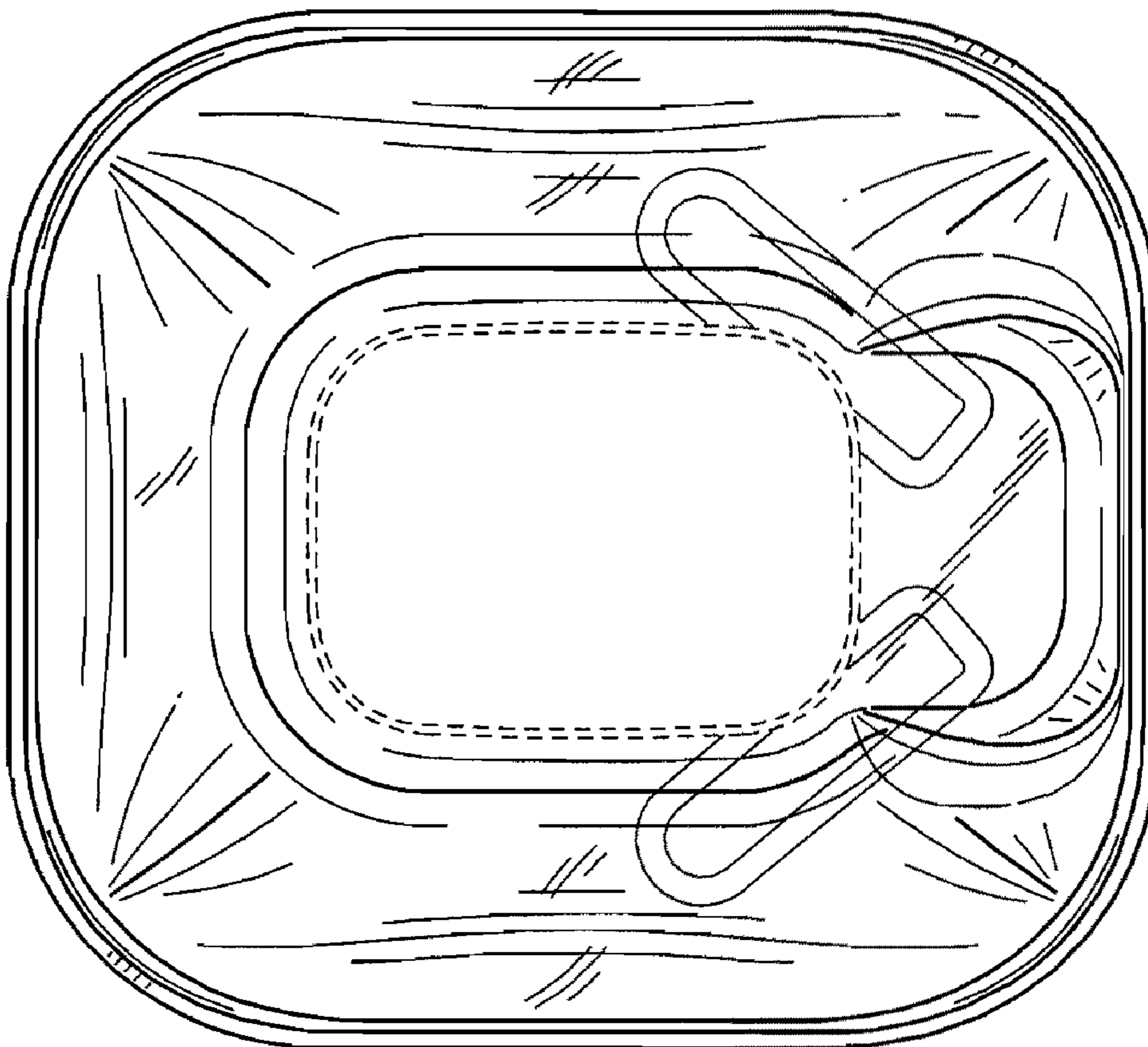


FIG. 6