

US00D591169S

(12) **United States Design Patent**
Otsuka

(10) **Patent No.:** **US D591,169 S**

(45) **Date of Patent:** **** Apr. 28, 2009**

(54) **RECEPTACLE**

(75) Inventor: **Tadashi Otsuka**, Hyogo (JP)

(73) Assignee: **Senju Pharmaceutical Co., Ltd.** (JP)

(**) Term: **14 Years**

(21) Appl. No.: **29/303,086**

(22) Filed: **Jan. 31, 2008**

(30) **Foreign Application Priority Data**

Jan. 9, 2008 (JP) 2008-000200

(51) **LOC (9) Cl.** **09-03**

(52) **U.S. Cl.** **D9/724**

(58) **Field of Classification Search** D9/529,
D9/530, 694, 723-727, 729; D3/201, 203.1,
D3/219; D19/65, 66, 70; D24/107, 121;
215/204, 228, 277; 222/99, 189.06, 189.08,
222/212, 420, 546; 604/289, 294-300
See application file for complete search history.

(56) **References Cited**

U.S. PATENT DOCUMENTS

2,896,237 A * 7/1959 Owens et al. 222/546
5,056,689 A * 10/1991 Heyl et al. 222/189.06
D338,159 S * 8/1993 Densky et al. D9/724

D355,844 S * 2/1995 Bishop et al. D9/724
D374,613 S * 10/1996 Maxwell et al. D9/694
D451,396 S * 12/2001 Johnson et al. D9/530
D498,146 S * 11/2004 Densky et al. D9/571
D563,798 S * 3/2008 Gibson et al. D9/724
2003/0034322 A1 * 2/2003 Doherty et al. 215/228

* cited by examiner

Primary Examiner—Stella M Reid

Assistant Examiner—Shanda C Hill

(74) *Attorney, Agent, or Firm*—Vedder Price P.C.


(57) **CLAIM**

The ornamental design of the receptacle, as shown and described.

DESCRIPTION

FIG. 1 is a front elevational view of a receptacle showing my new design;
FIG. 2 is a right side elevational view thereof;
FIG. 3 is a top plan view thereof;
FIG. 4 is a bottom plan view thereof;
FIG. 5 is an exploded view thereof; and,
FIG. 6 is a cross sectional view taken along line 6—6 of FIG. 1.

1 Claim, 2 Drawing Sheets



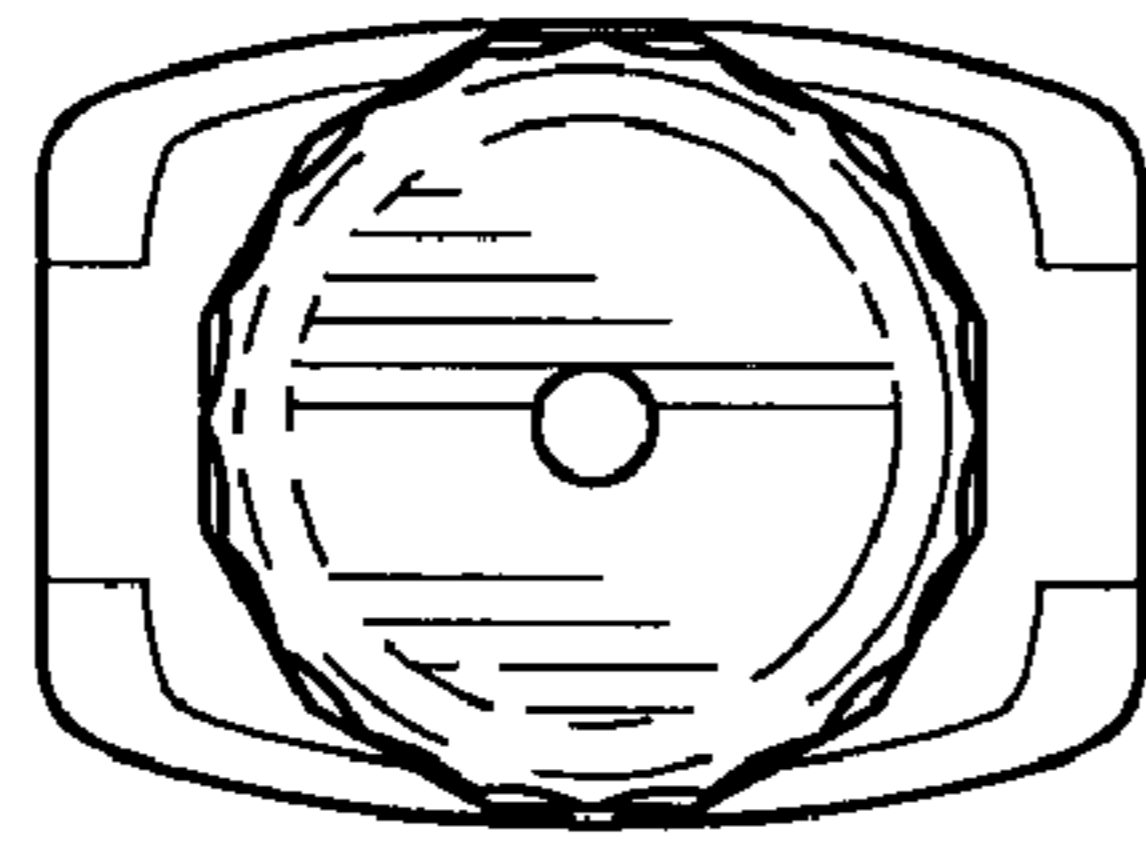


FIG. 3




FIG. 1




FIG. 2

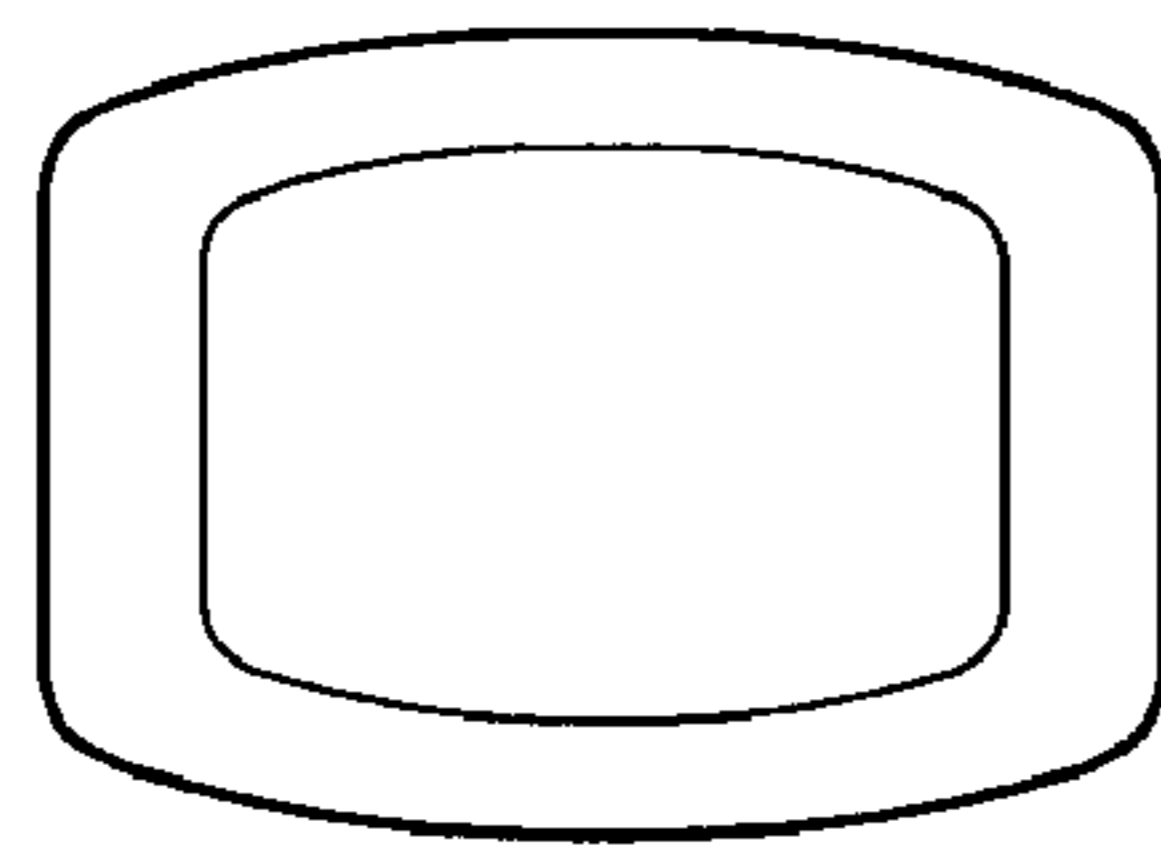


FIG. 4

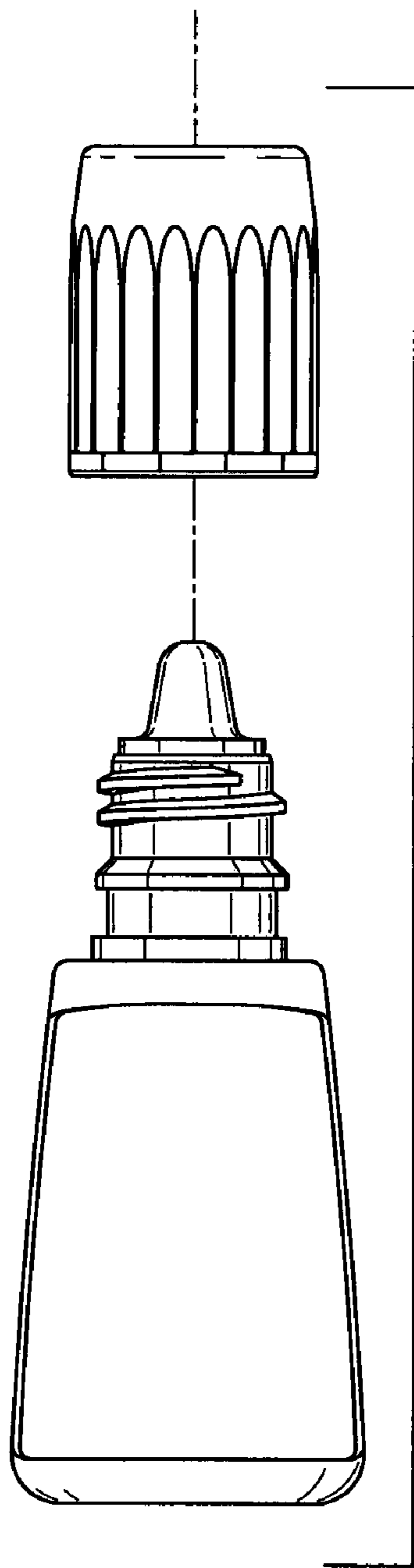


FIG. 5

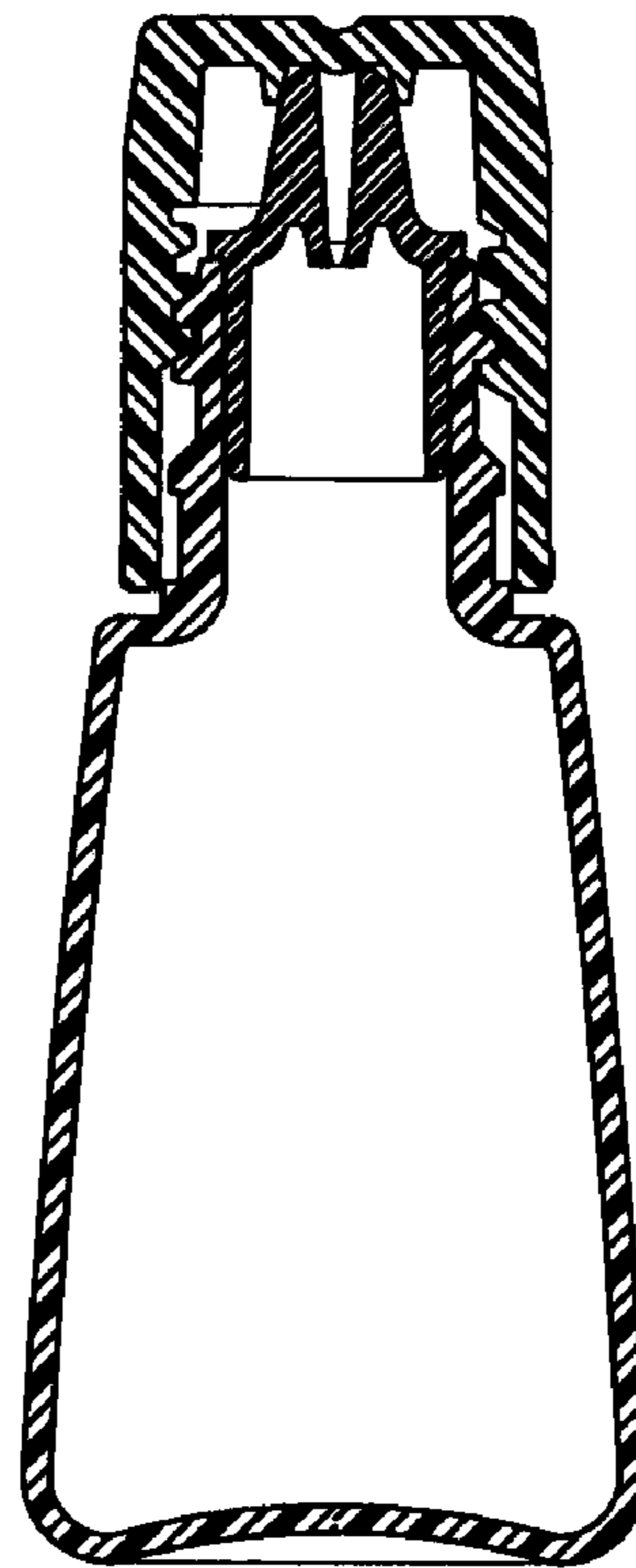


FIG. 6