

US00D591162S

(12) **United States Design Patent**  
**Slabaugh**

(10) **Patent No.:** **US D591,162 S**

(45) **Date of Patent:** **\*\* \*Apr. 28, 2009**

(54) **PAW SHAPED CONTAINER**

(76) **Inventor:** **David C. Slabaugh**, 217 S. 155th Ave.,  
Omaha, NE (US) 68154

(\*) **Notice:** This patent is subject to a terminal disclaimer.

(\*\*) **Term:** **14 Years**

(21) **Appl. No.:** **29/307,135**

(22) **Filed:** **Apr. 2, 2008**

(51) **LOC (9) Cl.** ..... **09-01**

(52) **U.S. Cl.** ..... **D9/607; D9/601; D9/414**

(58) **Field of Classification Search** ..... D9/600-601,  
D9/607, 609, 414, 430-433; 206/457, 822;  
215/400; 220/890; D3/270, 271.1, 271.2;  
D7/514-515, 619.2, 628; D30/155

See application file for complete search history.

(56) **References Cited**

**U.S. PATENT DOCUMENTS**

D360,304 S \* 7/1995 Fachinger ..... D6/304

D433,329 S \* 11/2000 Hampshire ..... D9/414

D445,518 S \* 7/2001 Warden ..... D30/155

D467,393 S \* 12/2002 Warden ..... D30/155

D473,769 S \* 4/2003 Kelleghan ..... D8/38

D504,223 S \* 4/2005 Tamburri ..... D3/211

\* cited by examiner

*Primary Examiner*—Sandra Morris

(74) *Attorney, Agent, or Firm*—Suiter Swantz pc llo

(57) **CLAIM**

The ornamental design for a paw shaped container, as shown and described.

**DESCRIPTION**

FIG. 1 is a perspective view showing my new design;

FIG. 2 is a front view thereof;

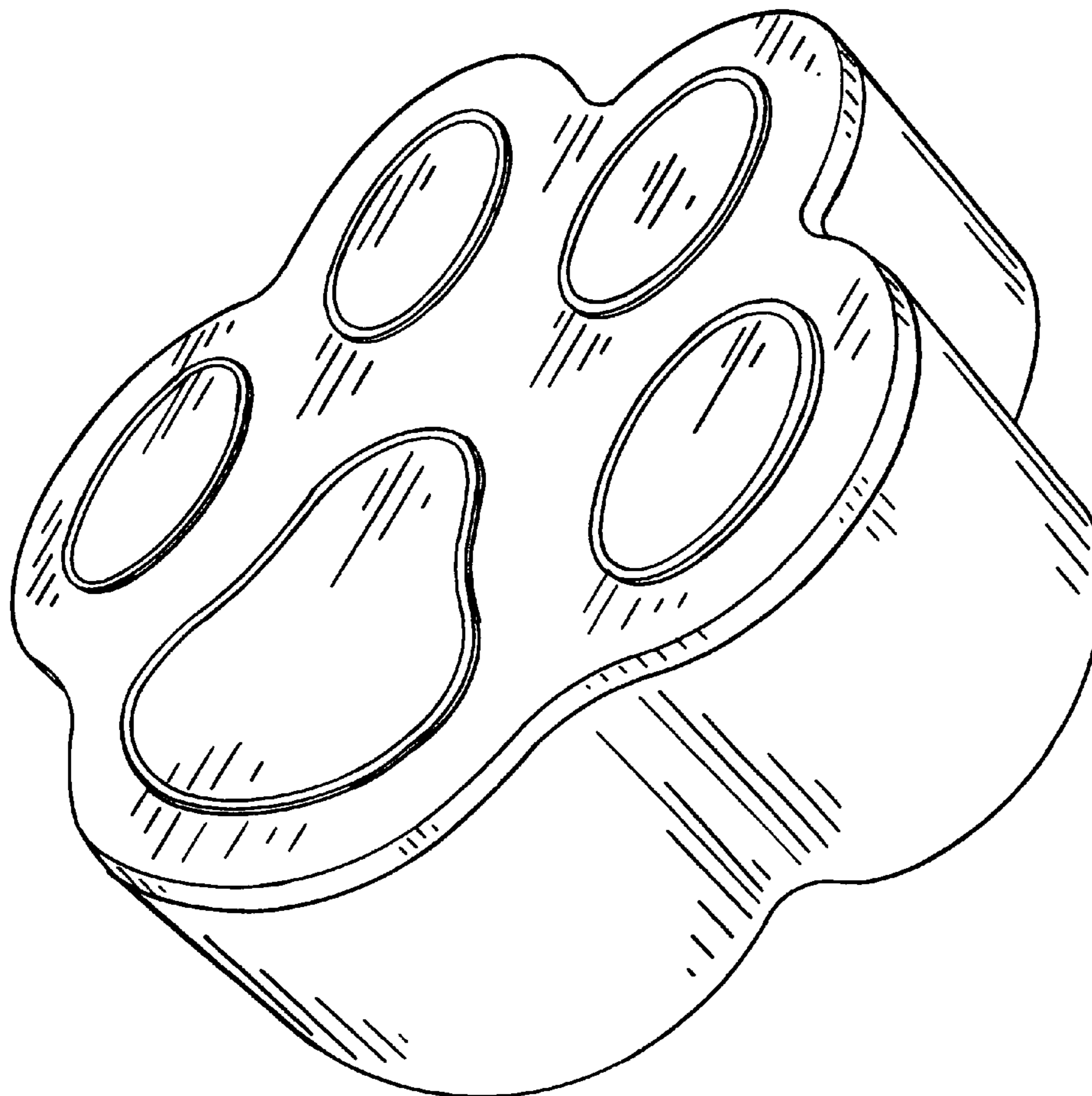
FIG. 3 is top elevational view thereof;

FIG. 4 is a side plan view thereof;

FIG. 5 is a back plan view thereof; and,

FIG. 6 is a back elevational view thereof.

**1 Claim, 3 Drawing Sheets**



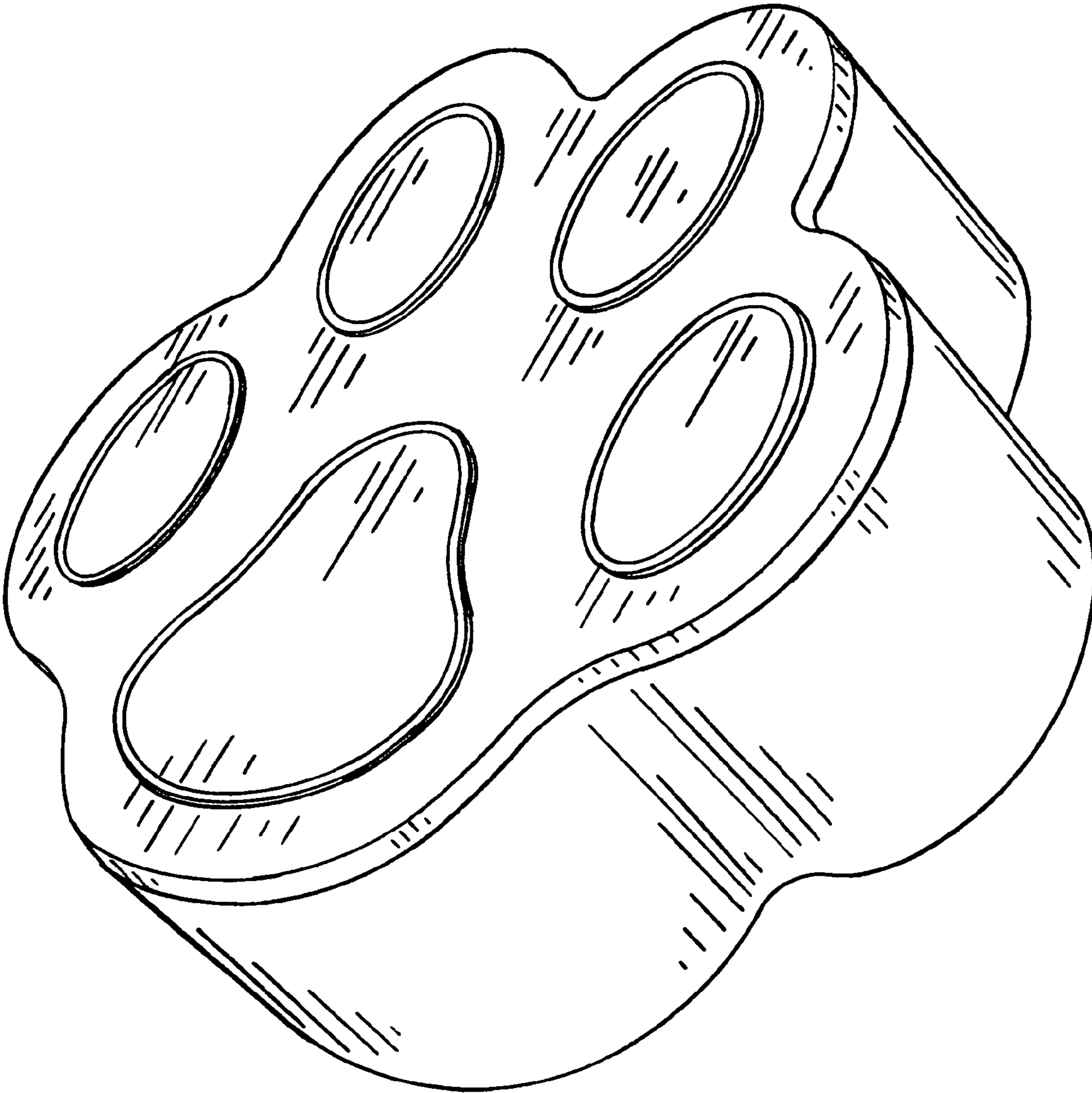


FIG. 1

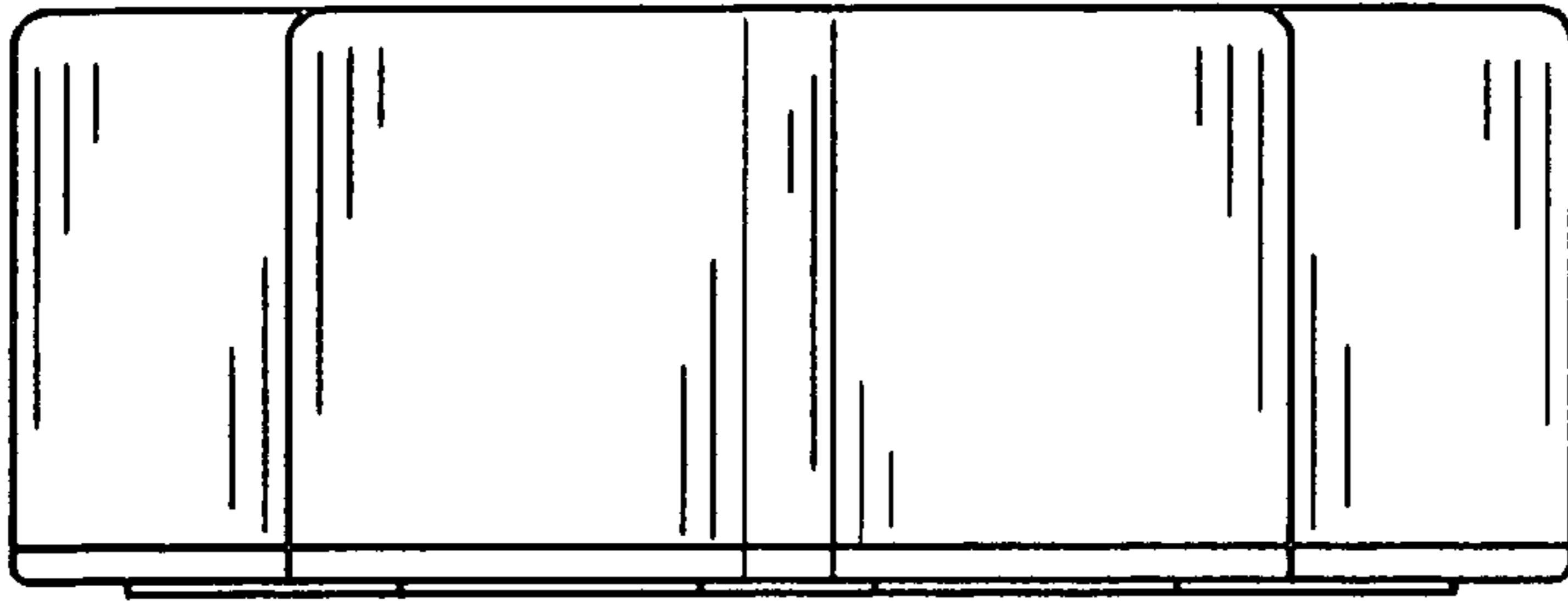


FIG. 2




FIG. 3




FIG. 4

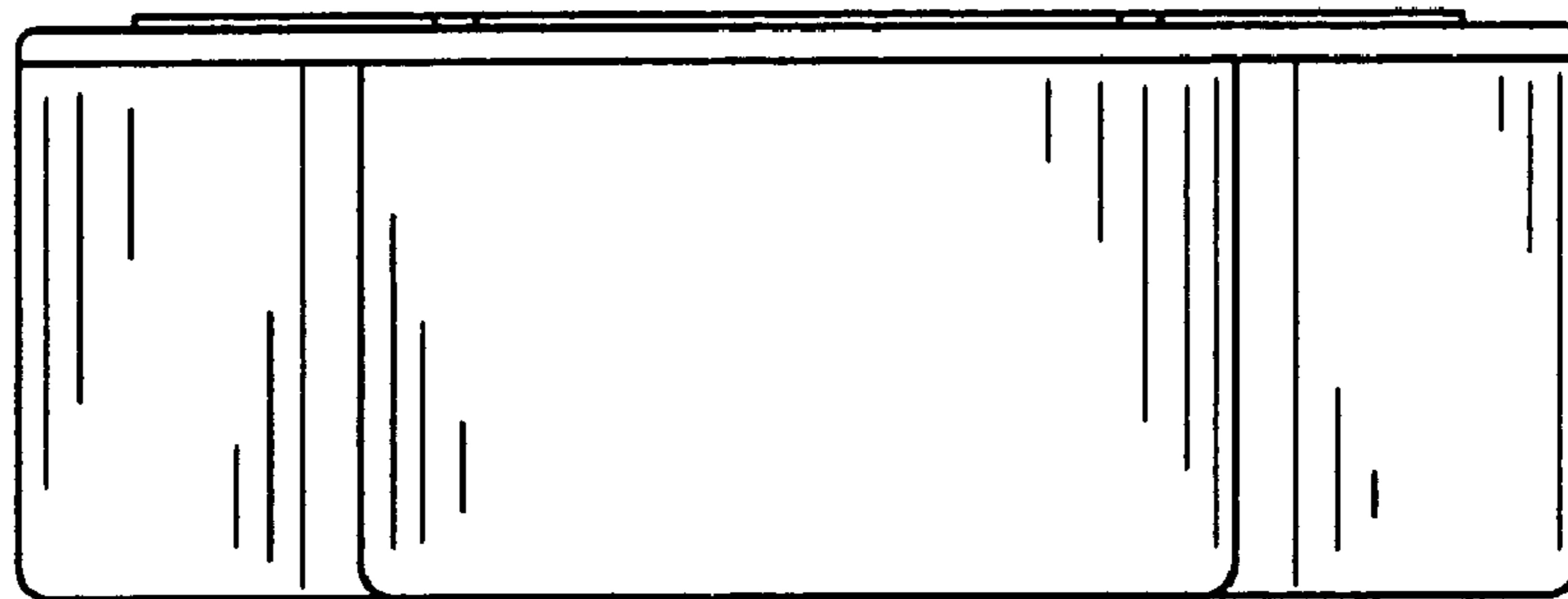


FIG. 5

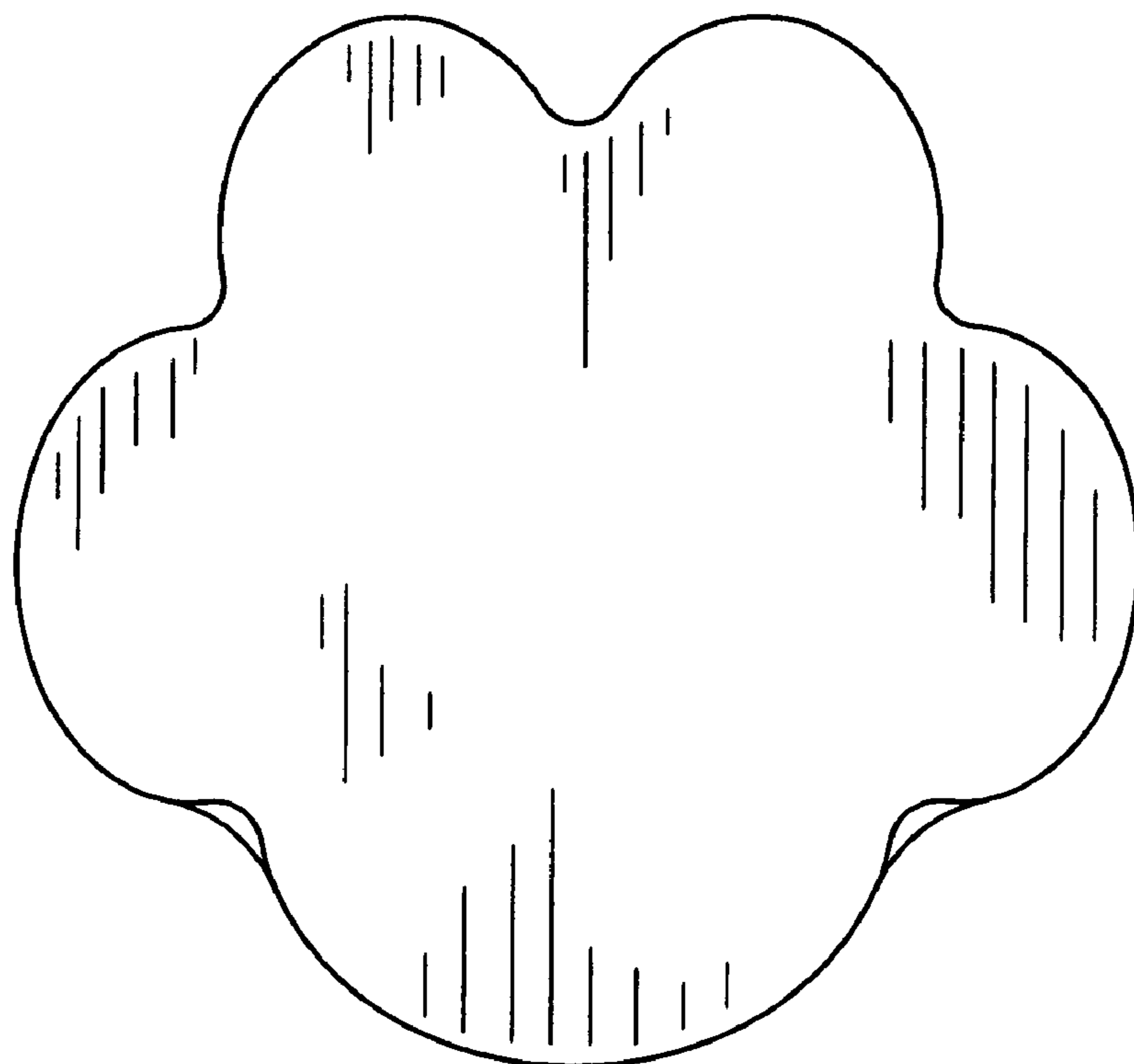


FIG. 6