



US00D591154S

(12) **United States Design Patent**
Darr et al.

(10) **Patent No.:** **US D591,154 S**
(45) **Date of Patent:** **** Apr. 28, 2009**

(54) **CONTAINER BODY PORTION**

(75) Inventors: **Richard C. Darr**, Medina, OH (US);
Edward V. Morgan, Northville, MI
(US); **Christopher T. Caldwell**, Monroe,
MI (US)

(73) Assignee: **Plastipak Packaging, Inc.**, Plymouth,
MI (US)

(**) Term: **14 Years**

(21) Appl. No.: **29/330,438**

(22) Filed: **Jan. 7, 2009**

Related U.S. Application Data

(62) Division of application No. 29/297,148, filed on Nov.
5, 2007, now Pat. No. Des. 584,952.

(51) **LOC (9) Cl.** **09-01**

(52) **U.S. Cl.** **D9/500**

(58) **Field of Classification Search** D9/682,
D9/688-693, 500, 502-505, 516, 520, 529,
D9/537-540, 546, 549, 552, 556; 215/282-384,
215/396, 398, 12.2; D7/509-511; D24/197
See application file for complete search history.

(56) **References Cited**

U.S. PATENT DOCUMENTS

- 3,118,573 A * 1/1964 Krogdale 222/212
- D217,585 S * 5/1970 Lambelet D9/500
- D384,889 S * 10/1997 Nasrallah D9/500
- D428,813 S * 8/2000 Haley D9/538 X
- D456,714 S * 5/2002 Brauner et al. D9/500
- D467,179 S * 12/2002 Nelson et al. D9/503
- D480,267 S * 10/2003 Freed et al. D7/510
- D486,064 S * 2/2004 Bonnet D9/503

- D506,135 S * 6/2005 Breier et al. D9/500
- D520,363 S * 5/2006 Perez D9/500
- D526,565 S * 8/2006 Griffin et al. D9/500
- D531,903 S * 11/2006 Haubein D9/500
- D533,064 S * 12/2006 Glynn et al. D9/500
- D571,213 S * 6/2008 Le Bras-Brown et al. D9/516
- D571,662 S * 6/2008 Clark et al. D9/500
- D573,025 S * 7/2008 Darr et al. D9/516
- D573,891 S * 7/2008 Darr et al. D9/538
- D577,598 S * 9/2008 Darr et al. D9/552
- D579,333 S * 10/2008 Dixon et al. D9/500
- D579,775 S * 11/2008 Dixon et al. D9/500
- D582,279 S * 12/2008 Darr et al. D9/549 X

* cited by examiner

Primary Examiner—Carol Rademaker

(74) *Attorney, Agent, or Firm*—Dykema Gossett PLLC

(57) **CLAIM**

The ornamental design for a container body portion, as shown and described.

DESCRIPTION

FIG. 1 is a top, front, and right side perspective view of the present invention;

FIG. 2 is a front elevational view thereof, the right side, left side, and rear elevational views being identical except for the unclaimed environment;

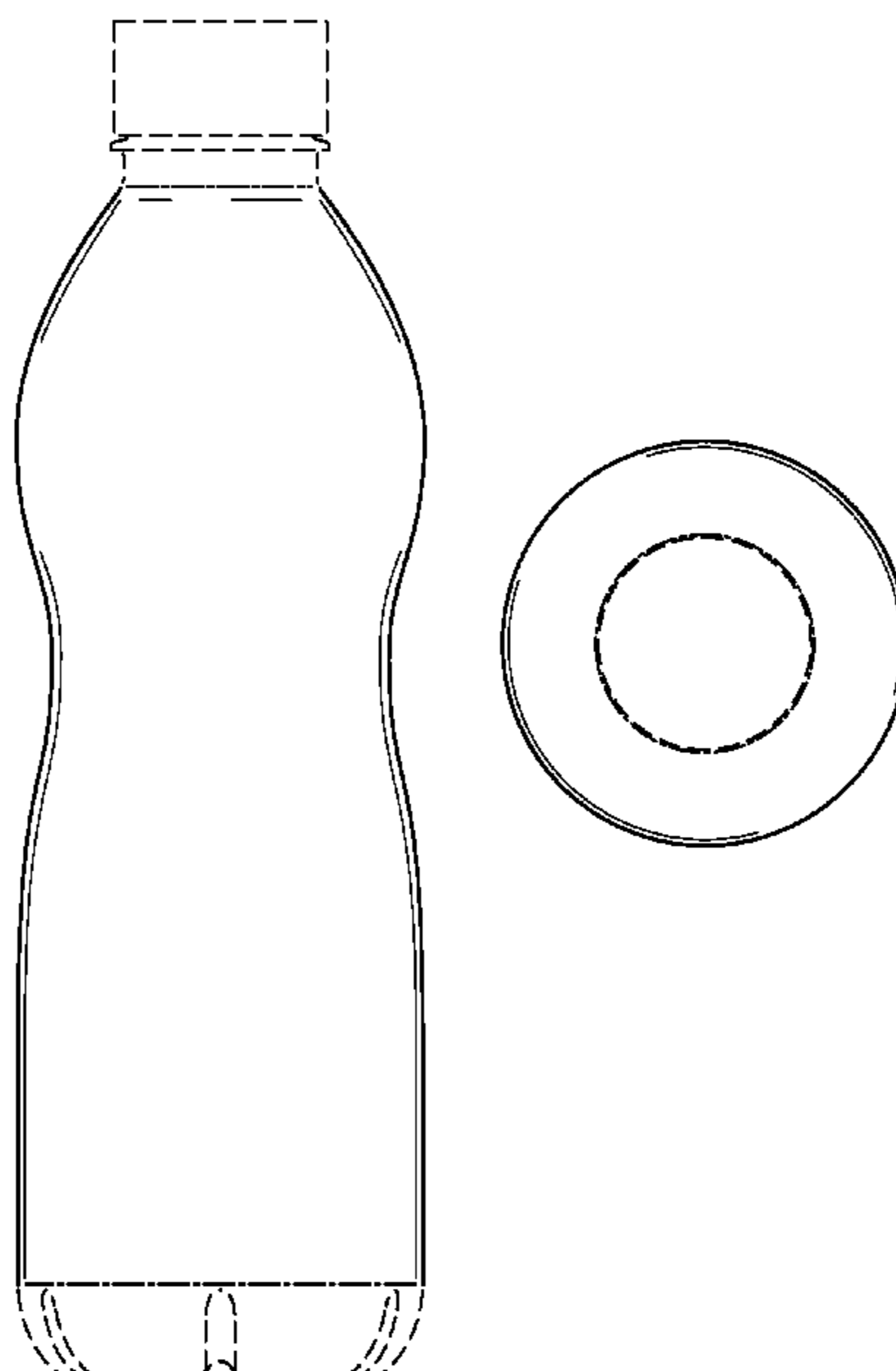
FIG. 3 is a top plan view thereof; and,

FIG. 4 is a bottom plan view thereof.

The dash-dash-dash-dash broken lines shown in the drawing views are included for the purpose of showing environmental structure that forms no part of the claimed design.

The dot-dash-dot-dash broken lines shown in the drawings represent the boundary lines of the claimed design.

1 Claim, 3 Drawing Sheets



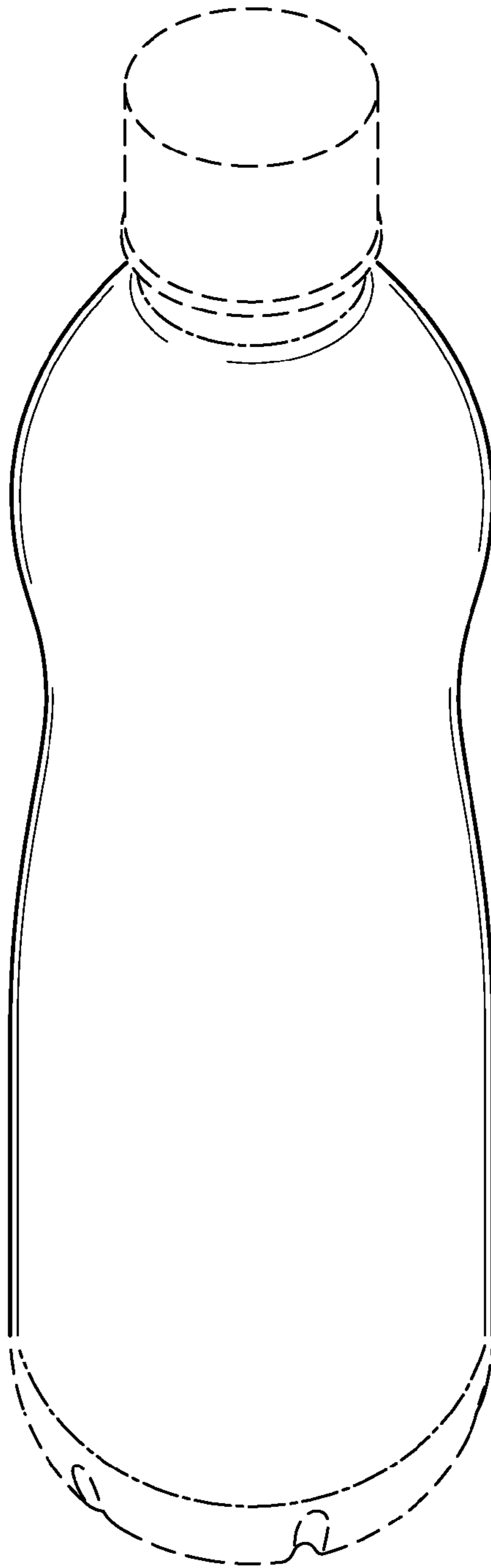


FIG. 1

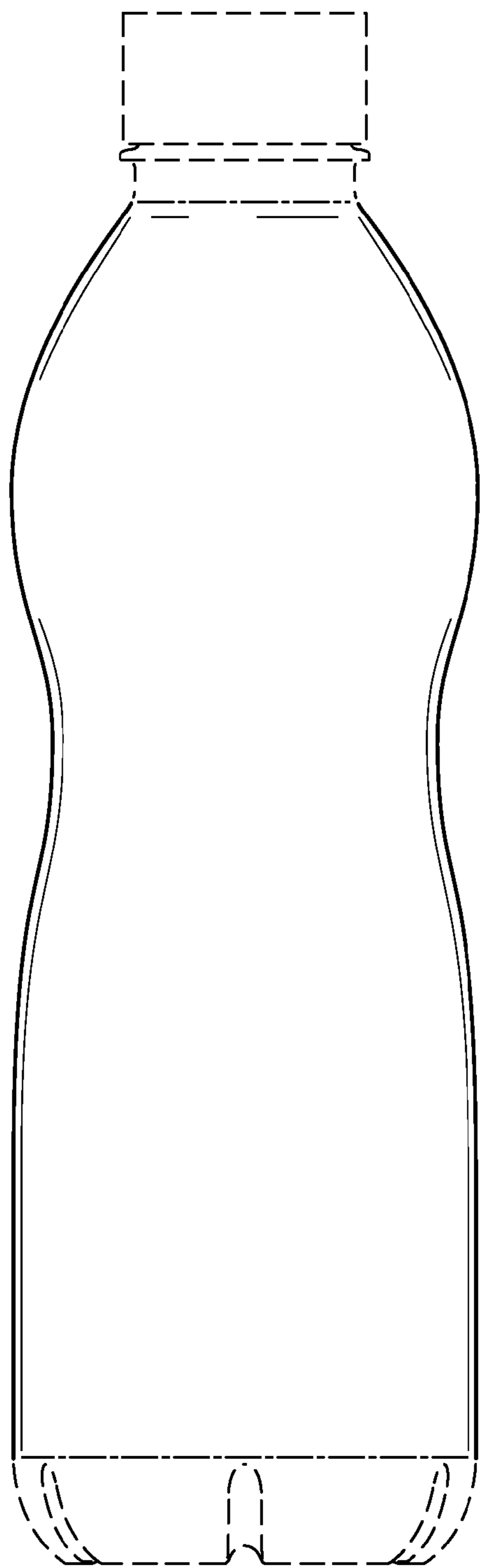


FIG. 2

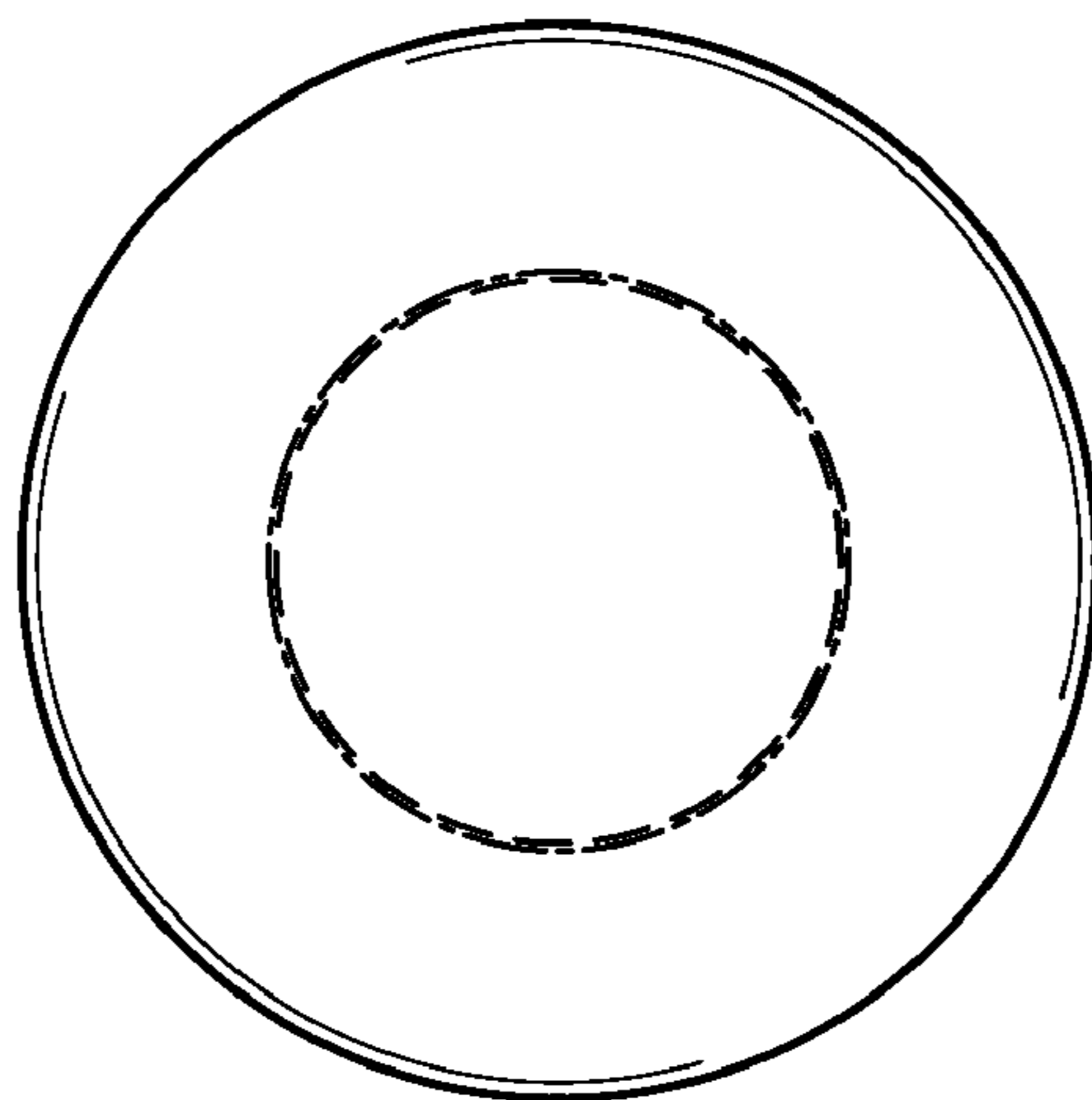


FIG. 3

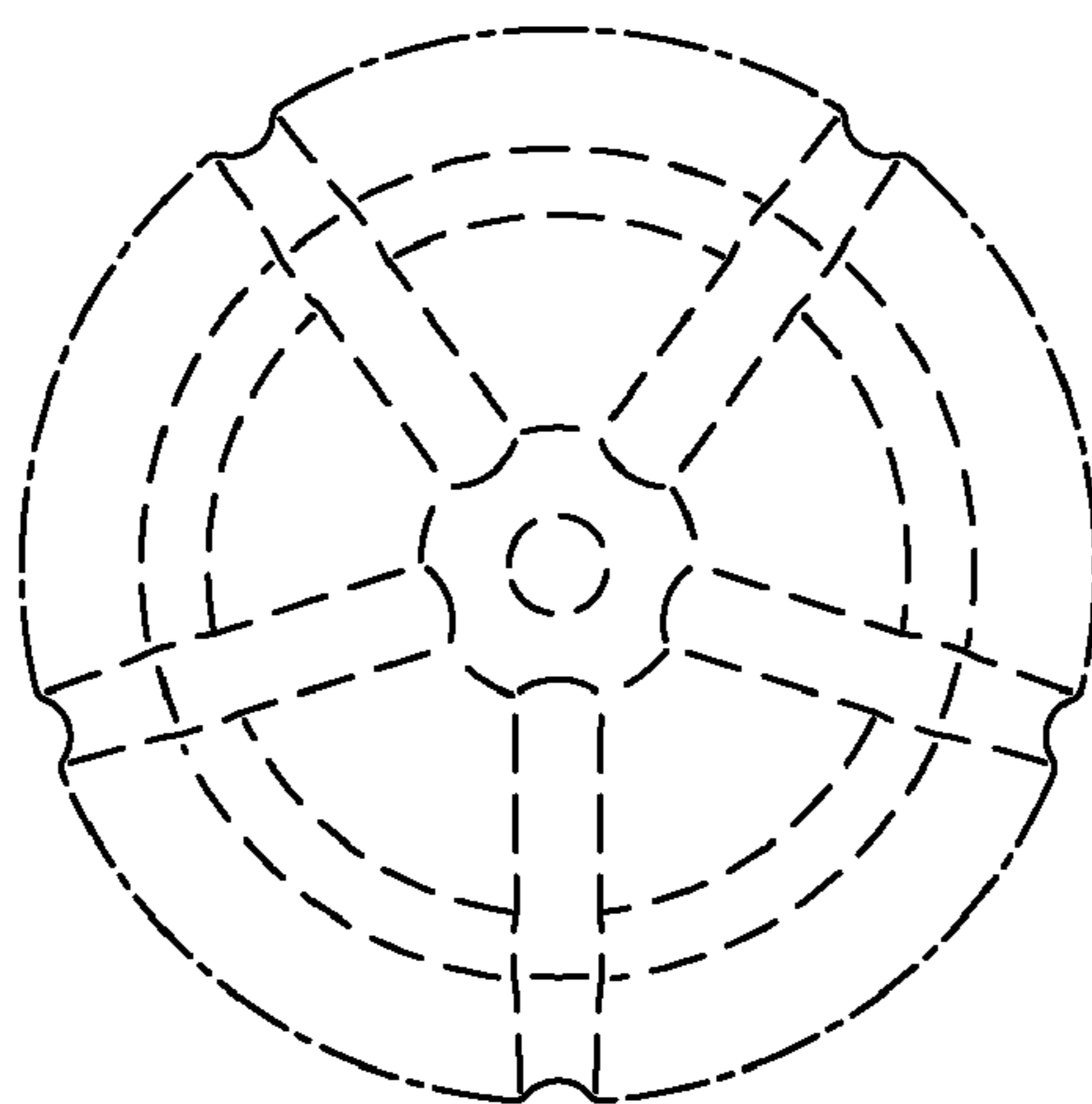


FIG. 4