



US00D591142S

(12) **United States Design Patent**  
**Cittadino**

(10) **Patent No.:** **US D591,142 S**  
(45) **Date of Patent:** **\*\* Apr. 28, 2009**

(54) **SHOWER CURTAIN HANGER DEVICE**

(75) Inventor: **Kyle Cittadino**, Howell, NJ (US)

(73) Assignee: **Zenith Products Corp.**, New Castle, DE (US)

(\*\*) Term: **14 Years**

(21) Appl. No.: **29/308,315**

(22) Filed: **Jun. 10, 2008**

(51) **LOC (9) Cl.** ..... **08-05**

(52) **U.S. Cl.** ..... **D8/367; D8/370; D8/373**

(58) **Field of Classification Search** ..... D8/349, D8/367; D6/300, 301, 302, 303, 304, 305, D6/306, 307, 308, 309, 310, 311, 314, 315, D6/323, 328, 370, 396, 397, 580; 211/13.1, 211/85.3, 86.01, 183; 160/39, 330; 248/214, 248/215, 301, 304, 339; D9/210; 16/87.2; 40/700, 725, 717; 52/235; 4/558

See application file for complete search history.

(56) **References Cited**

**U.S. PATENT DOCUMENTS**

D118,478 S *	1/1940	Herschensohn	.....	D8/367
D131,978 S *	4/1942	Silverman	.....	D8/367
D206,587 S *	1/1967	Nathanson	.....	D8/367
D209,467 S *	12/1967	King	.....	D8/367
D212,608 S *	11/1968	Levine	.....	D8/367
D225,612 S *	12/1972	Nathanson	.....	D8/367
D253,276 S *	10/1979	Levine	.....	D8/367
4,308,637 A	1/1982	Kucera		
4,750,243 A	6/1988	Davis		
4,979,712 A	12/1990	Rios		
D344,670 S *	3/1994	Kearns	.....	D8/367
5,339,884 A	8/1994	Angerman		

5,367,742 A	11/1994	Bindman		
5,586,375 A *	12/1996	Cooperman et al.	.....	16/87.2
D439,141 S *	3/2001	Ho	.....	D8/367
6,199,225 B1	3/2001	Colvin		
D441,276 S *	5/2001	Ho	.....	D8/367
D489,249 S *	5/2004	Moore	.....	D8/367
D505,315 S *	5/2005	Snell	.....	D8/367
D515,912 S *	2/2006	Snell	.....	D8/367
D548,574 S *	8/2007	Harwanko	.....	D8/367
7,296,609 B2	11/2007	Zahner		
D560,924 S *	2/2008	Walker	.....	D6/396
2007/0261330 A1 *	11/2007	Liu	.....	52/235
2007/0277355 A1	12/2007	Richardson		
2008/0016613 A1 *	1/2008	Chien	.....	4/558

\* cited by examiner

*Primary Examiner*—Robert M Spear

*Assistant Examiner*—Barbara B Lohr

(74) *Attorney, Agent, or Firm*—Potter Anderson & Corron LLP

(57) **CLAIM**

The ornamental design for a shower curtain hanger device, substantially as shown and described.

**DESCRIPTION**

FIG. 1 illustrates a perspective view of a shower curtain hanger device showing my new design;

FIG. 2 illustrates a plan view thereof;

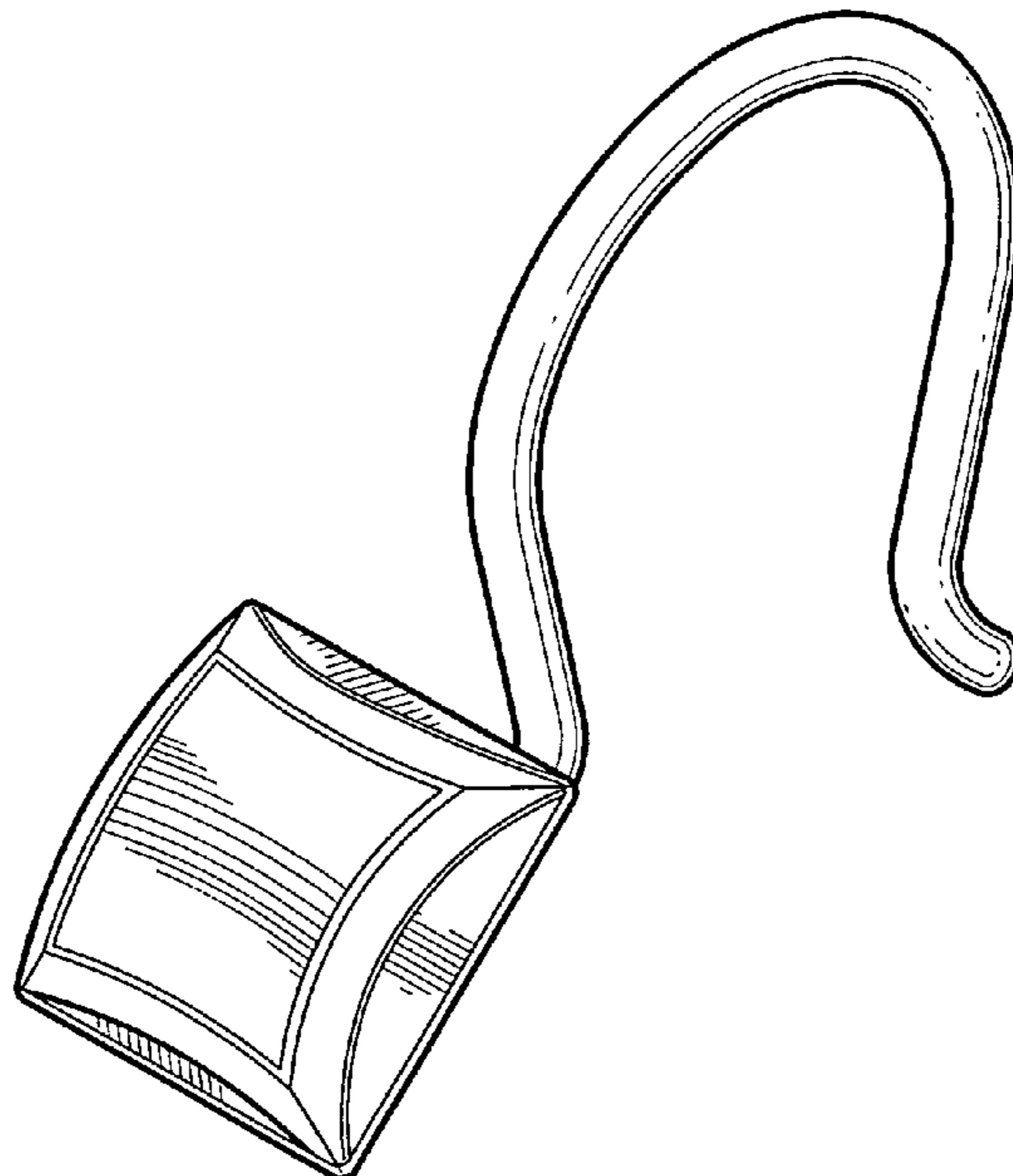
FIG. 3 illustrates a side view thereof;

FIG. 4 illustrates a front view thereof;

FIG. 5 illustrates a bottom plan view thereof; and,

FIG. 6 illustrates a rear view thereof.

**1 Claim, 4 Drawing Sheets**



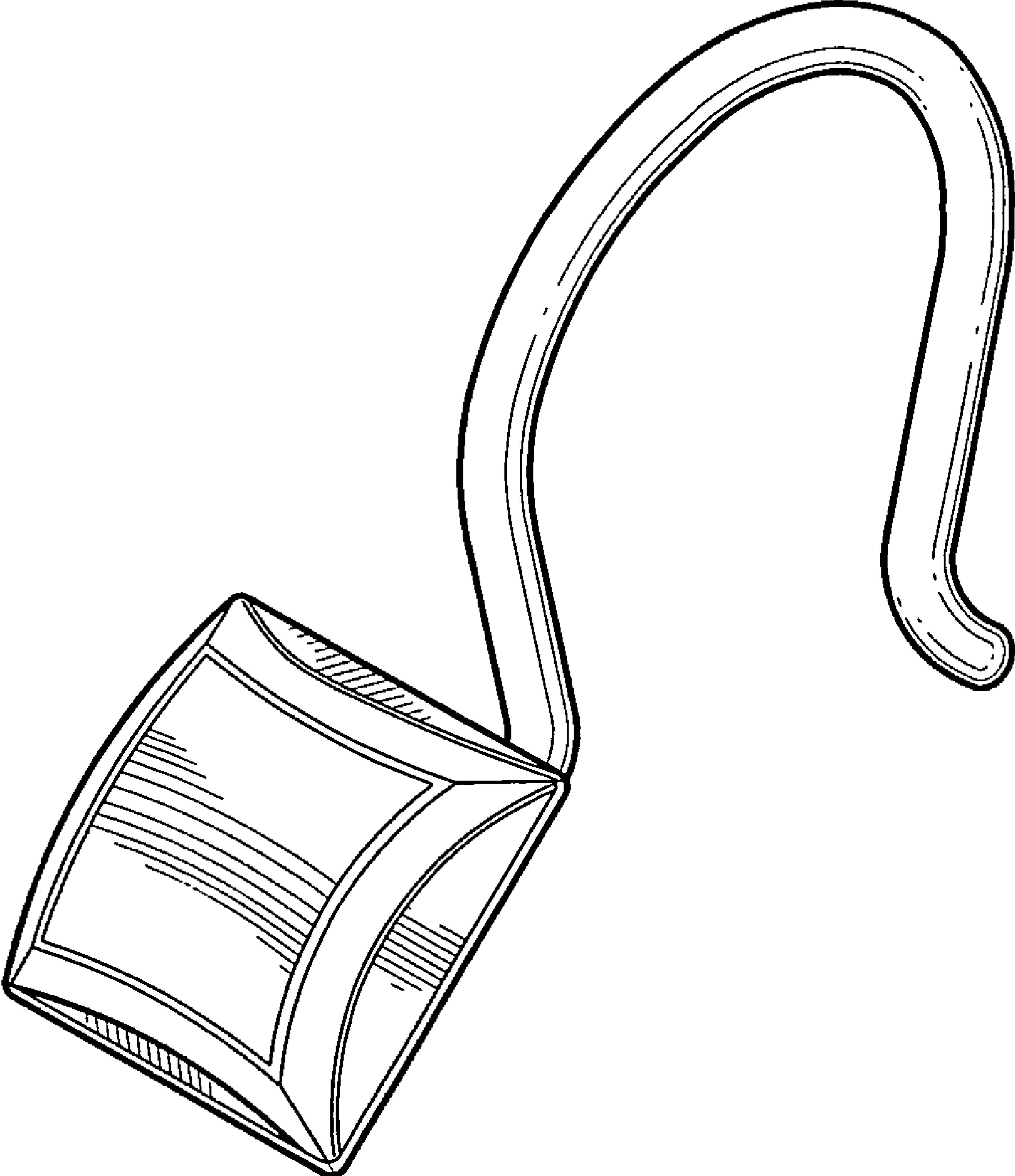


FIG. 1

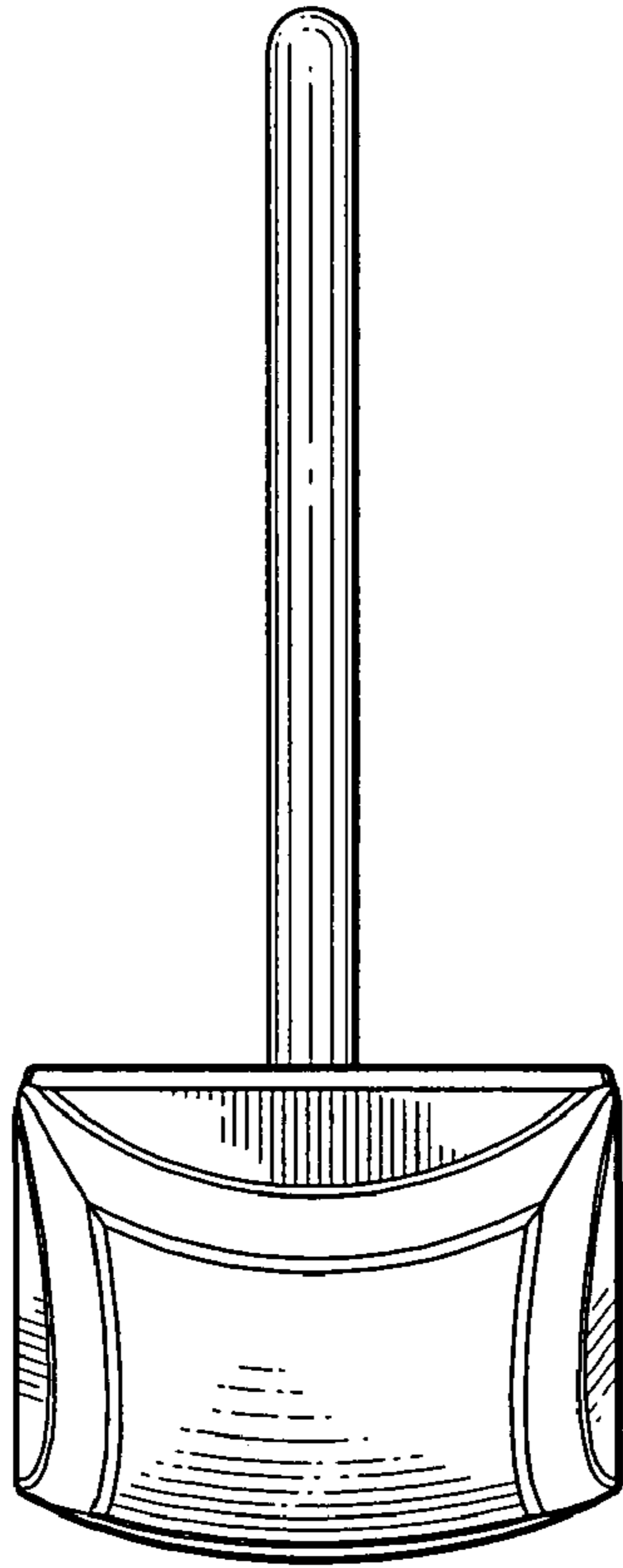


FIG. 2

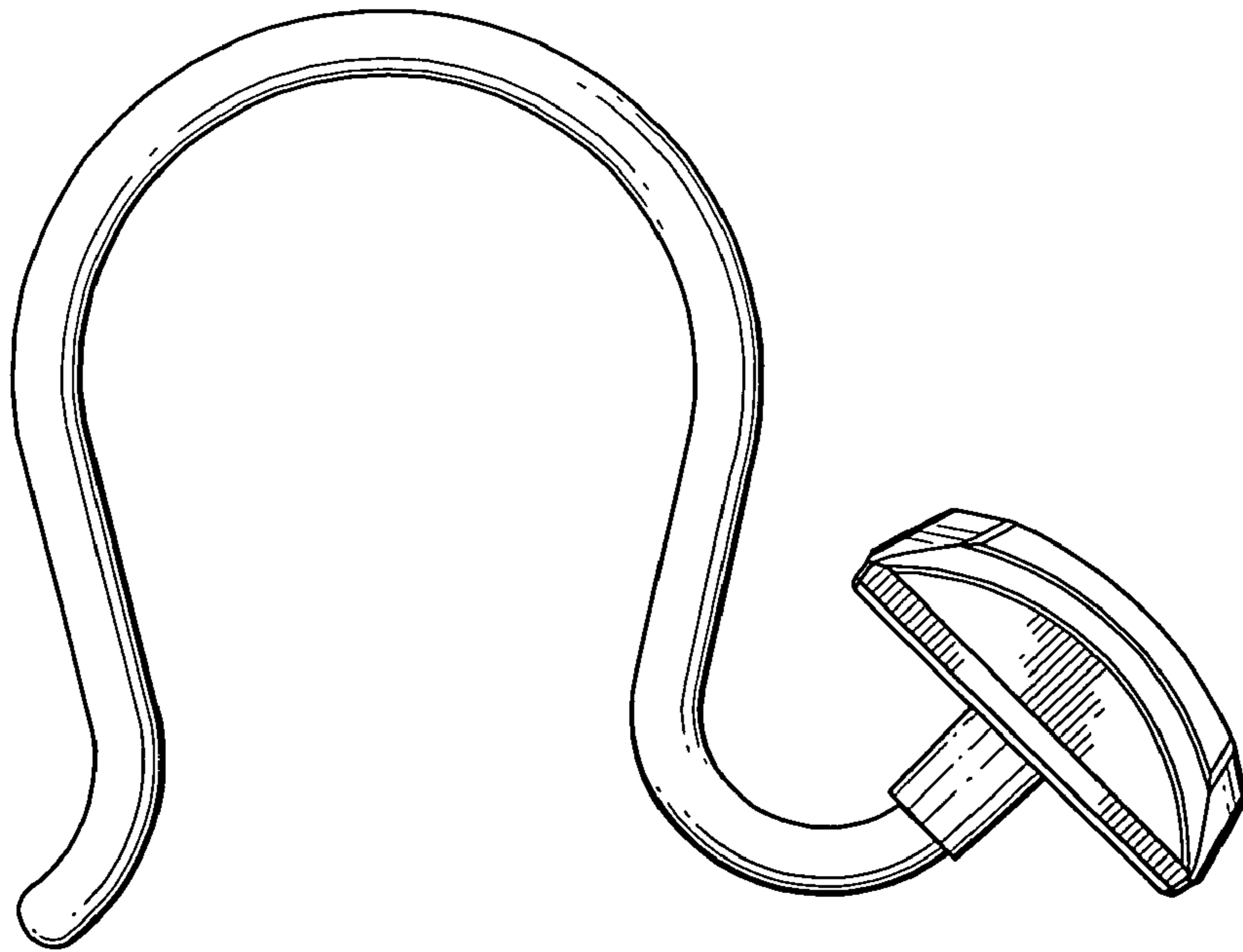


FIG. 3

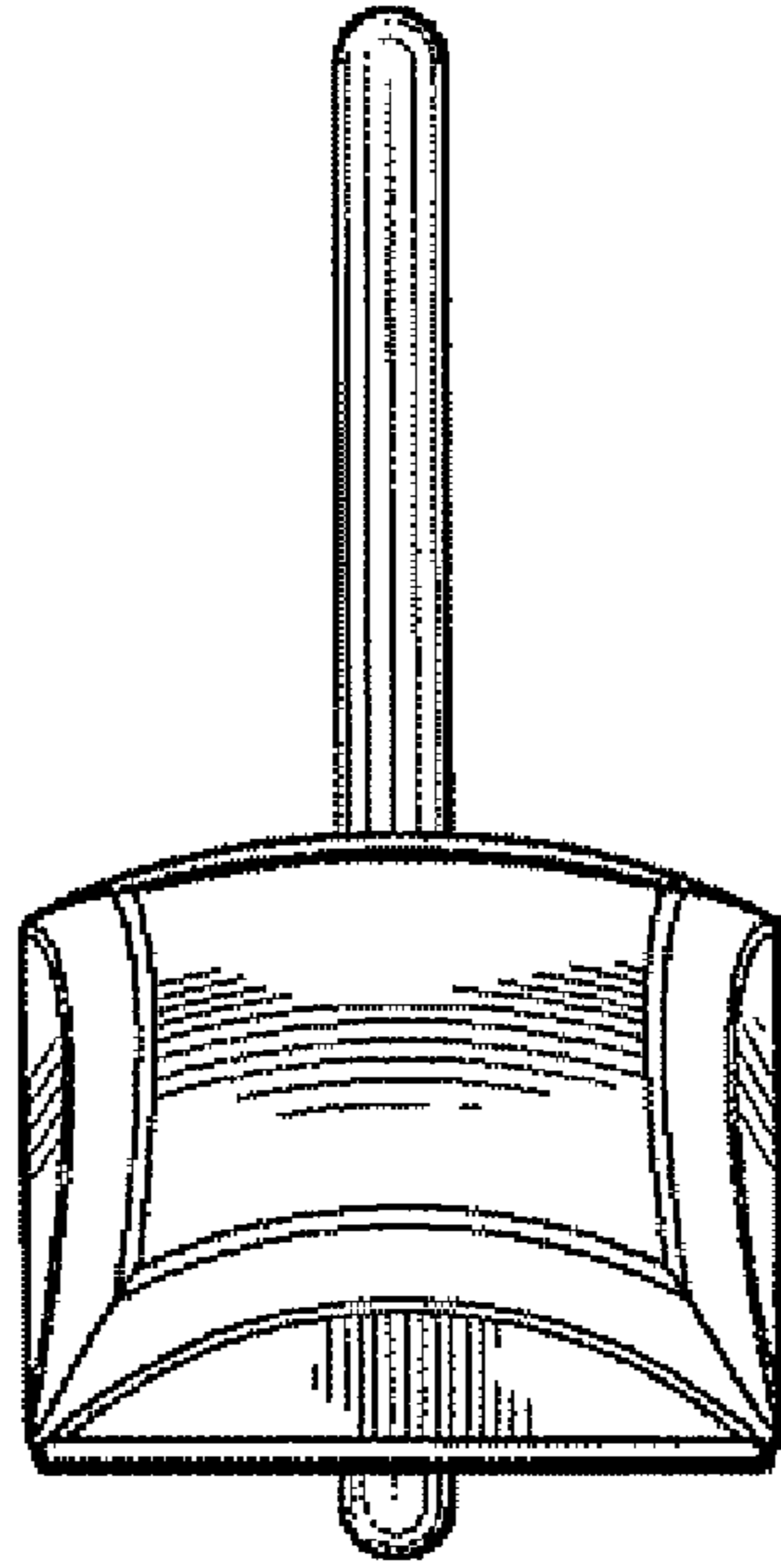


FIG. 4

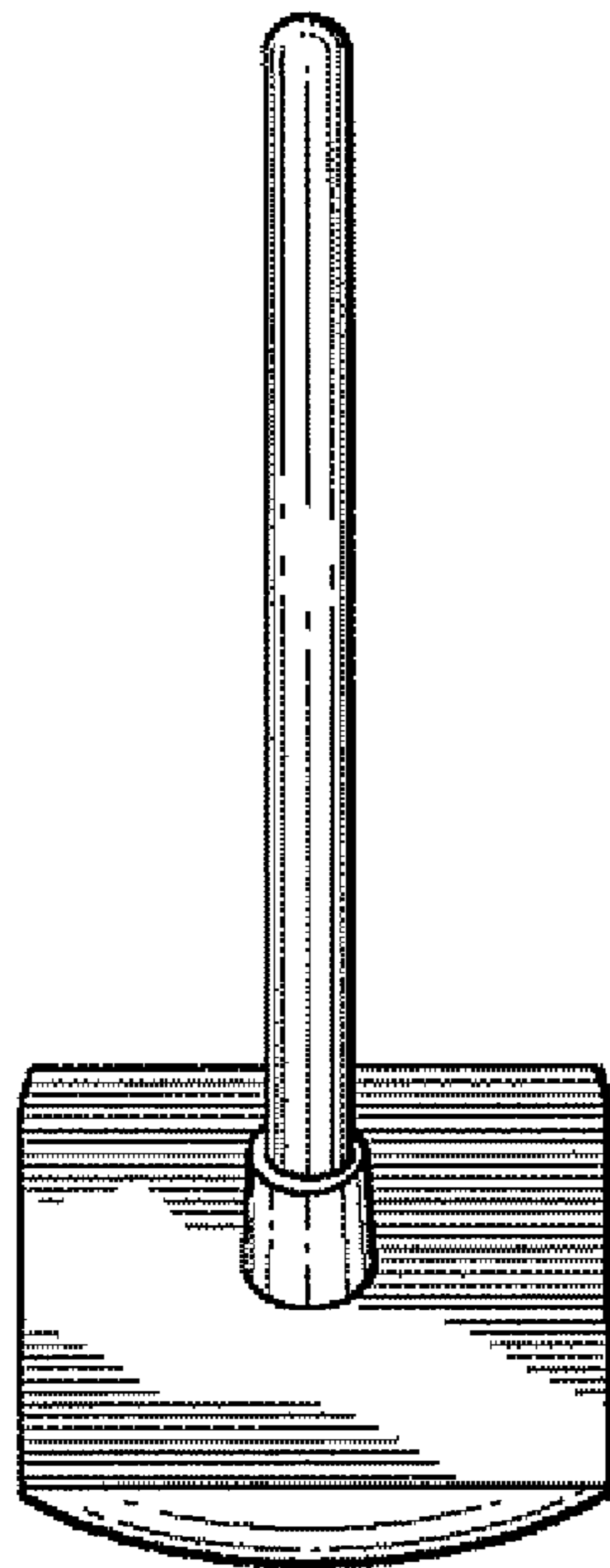


FIG. 5

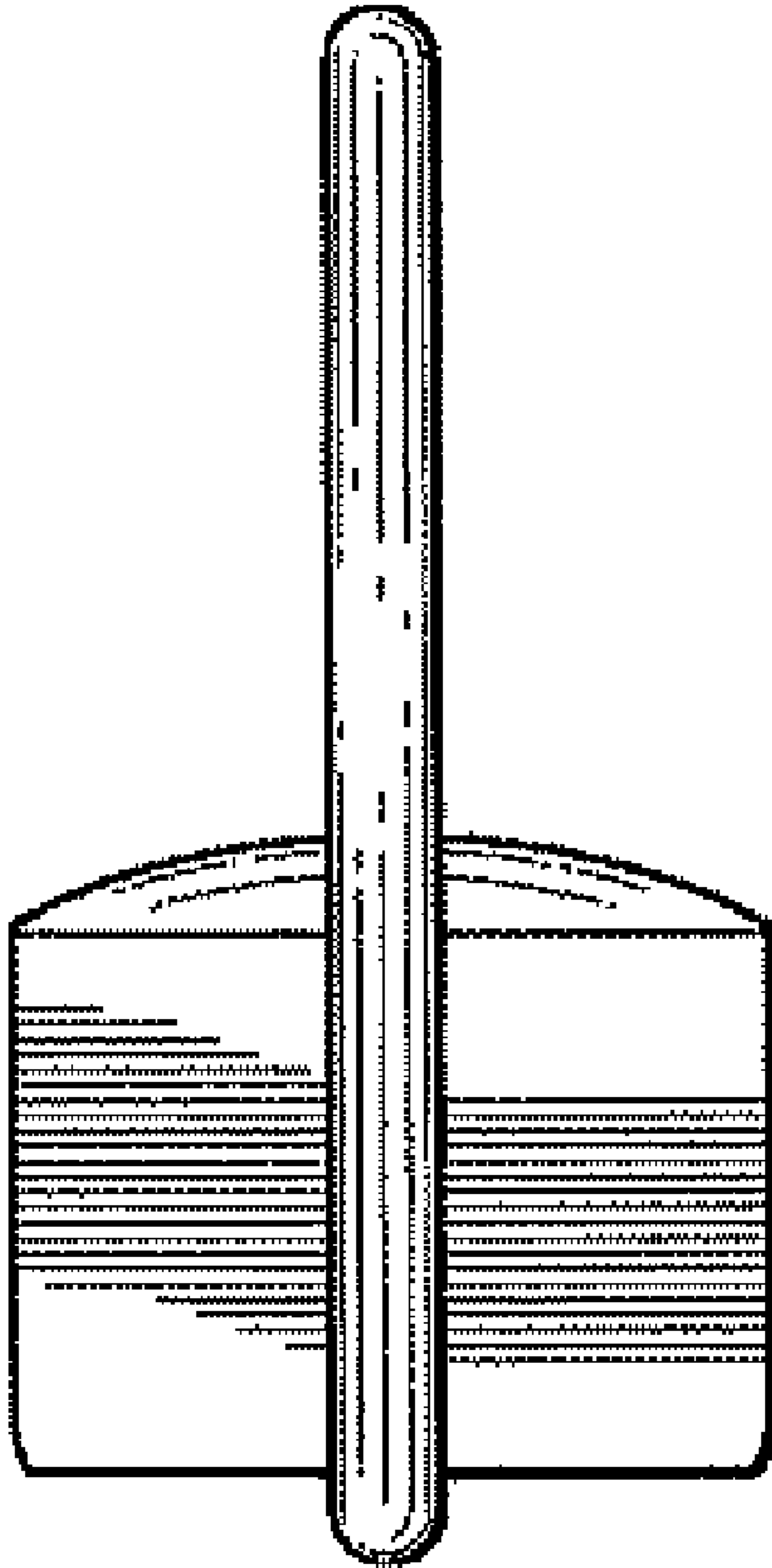


FIG. 6