



US00D591136S

(12) **United States Design Patent**
Cheldin

(10) **Patent No.:** **US D591,136 S**

(45) **Date of Patent:** **** Apr. 28, 2009**

(54) **PUSH STYLE STAPLE REMOVER WITH LETTER OPENER, SCREEN CLEANER AND RETRACTABLE PEN WITH CLIP**

(76) **Inventor:** **Erwin Cheldin**, 23251 Mulholland Dr., Woodland Hills, CA (US) 91364

(**) **Term:** **14 Years**

(21) **Appl. No.:** **29/327,102**

(22) **Filed:** **Oct. 30, 2008**

(51) **LOC (9) Cl.** **08-03**

(52) **U.S. Cl.** **D8/104**

(58) **Field of Classification Search** D8/98,
D8/107, 102, 103, 104, 48, 99, 41; D19/65,
D19/36; 30/DIG. 3, 294; 254/28; 7/160;
D10/2

See application file for complete search history.

(56) **References Cited**

U.S. PATENT DOCUMENTS

4,028,758	A	*	6/1977	O'Connor	7/158
4,553,737	A	*	11/1985	Yi	254/28
4,670,926	A	*	6/1987	Bruno	7/160
D329,368	S	*	9/1992	Desrochers	D8/102
D334,702	S	*	4/1993	Godsey	D8/104
D342,656	S	*	12/1993	Hochfeld et al.	D8/48
D352,217	S	*	11/1994	Hochfeld et al.	D8/48
D414,998	S	*	10/1999	Cheldin	D8/48
6,065,169	A	*	5/2000	Cheldin	7/160

D438,440	S	*	3/2001	Cheldin	D8/48
D492,173	S	*	6/2004	Huang	D8/48
D512,625	S	*	12/2005	Cheldin	D8/104
D536,228	S	*	2/2007	Huang	D8/48
D547,156	S	*	7/2007	Lee	D8/104
D585,262	S	*	1/2009	Cheldin	D8/104

* cited by examiner

Primary Examiner—Cathron C Brooks

Assistant Examiner—Austin Murphy

(74) *Attorney, Agent, or Firm*—Kelly Lowry & Kelley, LLP

(57) **CLAIM**

The ornamental design for a push style staple remover with letter opener, screen cleaner and retractable pen with clip, as shown.

DESCRIPTION

FIG. 1 is a top, left side and front perspective view of a push style staple remover with letter opener, screen cleaner and retractable pen with clip, embodying my new design;

FIG. 2 is a rear elevational view thereof;

FIG. 3 is a front elevational view thereof;

FIG. 4 is a right side elevational view thereof;

FIG. 5 is a left side elevational view thereof;

FIG. 6 is a top plan view thereof; and,

FIG. 7 is a bottom plan view thereof.

1 Claim, 1 Drawing Sheet

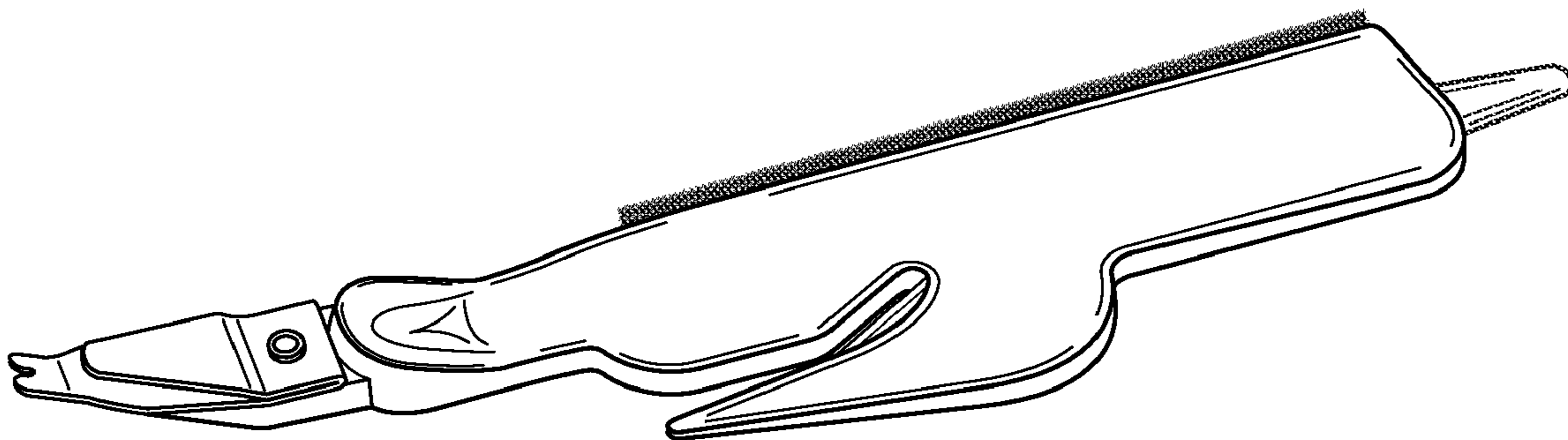


FIG. 1

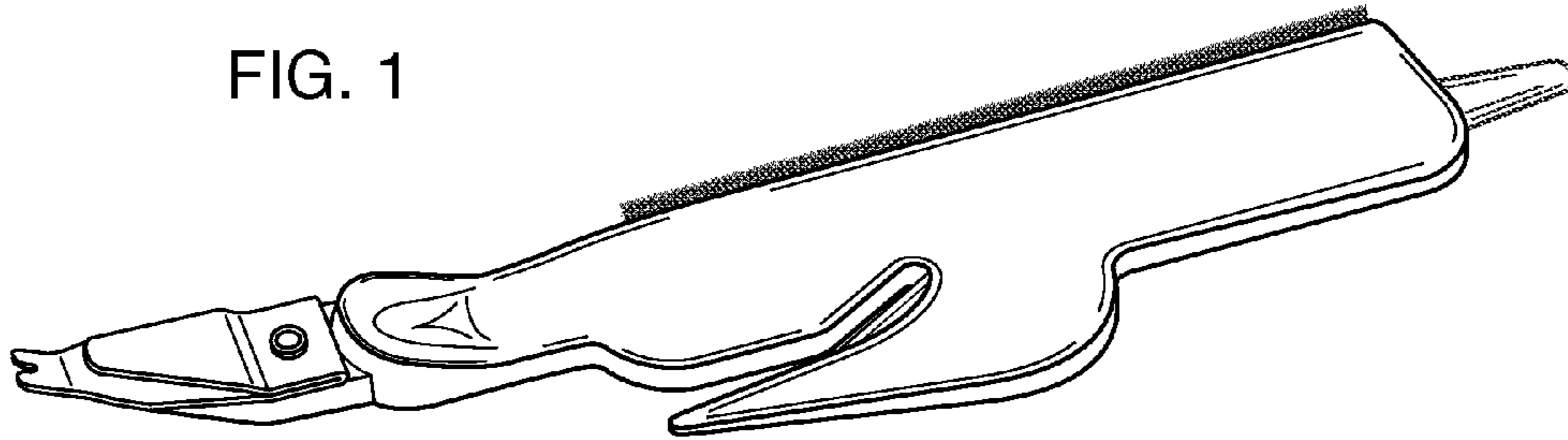


FIG. 2

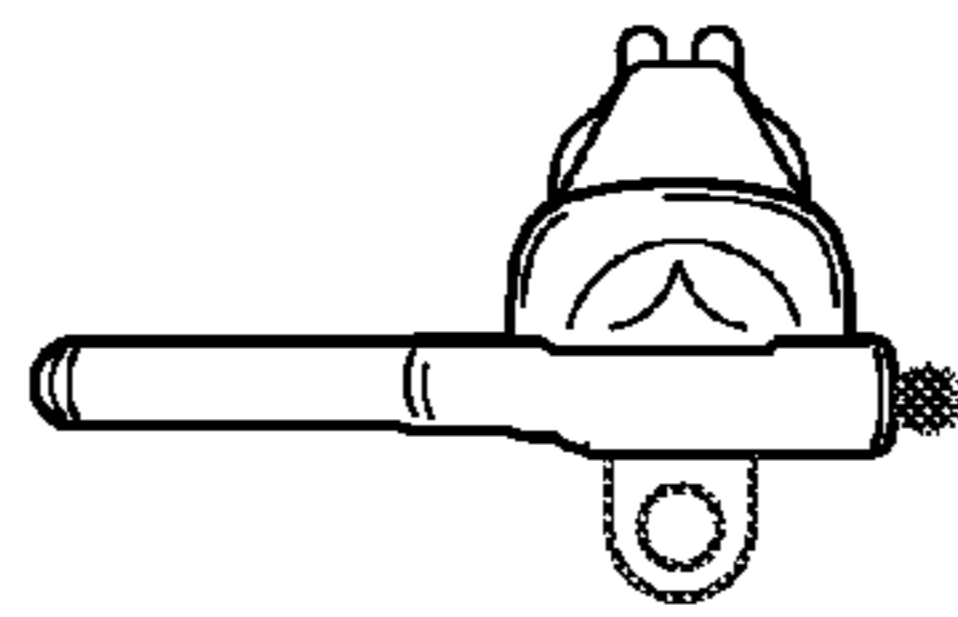


FIG. 3

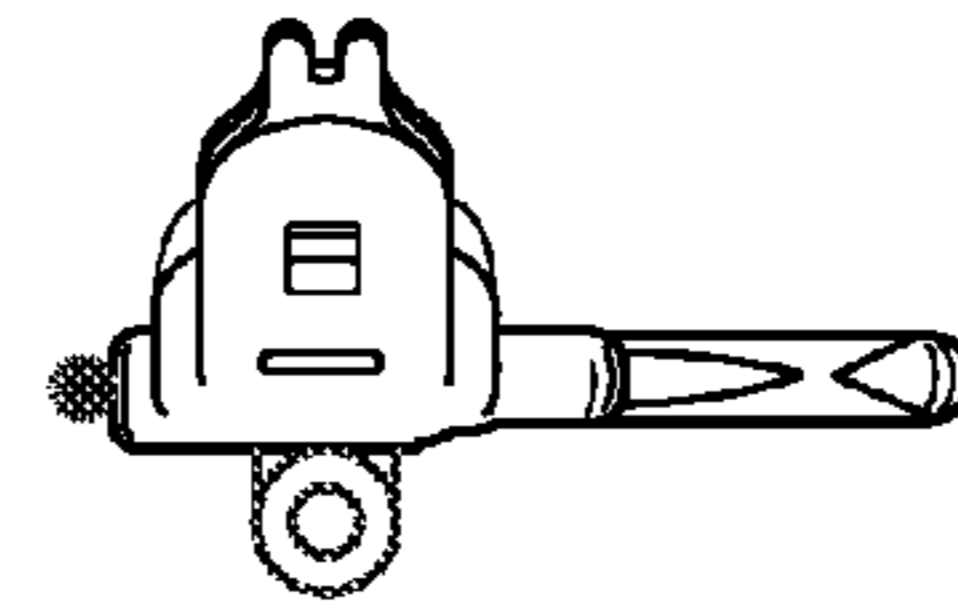


FIG. 4




FIG. 5




FIG. 6




FIG. 7

