



US00D591110S

(12) **United States Design Patent**
Koehler

(10) **Patent No.:** **US D591,110 S**
(45) **Date of Patent:** **** Apr. 28, 2009**

(54) **DRINKING VESSEL**

D552,420 S 10/2007 Liu
D566,469 S 4/2008 Tien
D574,191 S 8/2008 Ablo

(75) Inventor: **Becca Jane Koehler**, Minneapolis, MN
(US)

* cited by examiner

(73) Assignee: **Target Brands, Inc.**, Minneapolis, MN
(US)

Primary Examiner—Philip S Hyder
Assistant Examiner—Cynthia Underwood
(74) *Attorney, Agent, or Firm*—Griffiths & Seaton PLLC

(**) Term: **14 Years**

(21) Appl. No.: **29/328,572**

(57) **CLAIM**

(22) Filed: **Nov. 26, 2008**

The ornamental design for a drinking vessel, as shown and described.

(51) **LOC (9) Cl.** **07-01**

(52) **U.S. Cl.** **D7/523; D7/396.2**

(58) **Field of Classification Search** D7/396.4,
D7/396.2, 387, 392.1, 396.1, 523, 509, 624.1,
D7/532; D5/7, 99; D9/516, 549, 551; 428/34.4;
229/400; 215/387, 382, DIG. 7; 220/703,
220/592.16, 592.17; 65/69

See application file for complete search history.

DESCRIPTION

FIG. 1 is a top perspective view of a first embodiment of a drinking vessel, according to the invention;

FIG. 2 is a bottom perspective view thereof;

FIG. 3 is a front side view thereof, the rear side view, the right side view and the left side view all being identical to the front side view;

FIG. 4 is a top view thereof;

FIG. 5 is an additional top view thereof with all broken lines removed to clearly illustrate the claimed design; and

FIG. 6 is a bottom view thereof.

FIG. 7 is a top perspective view of a second embodiment of a drinking vessel, according to the invention;

FIG. 8 is a bottom perspective view thereof;

FIG. 9 is a front side view thereof, the rear side view, the right side view and the left side view all being identical to the front side view;

FIG. 10 is a top view thereof;

FIG. 11 is an additional top view thereof with all broken lines removed to clearly illustrate the claimed design; and

FIG. 12 is a bottom view thereof.


The broken lines shown in the figures are for illustrative purposes only and form no part of the claimed design.

(56) **References Cited**

U.S. PATENT DOCUMENTS

343,133	A *	6/1886	Leighton et al.	428/34.4
D50,300	S *	2/1917	Dawson	D9/545
D119,862	S *	4/1940	Lundy	D7/523
D137,211	S *	2/1944	Uhrmann	D7/524
D171,671	S *	3/1954	Uhrmann	D7/524
D206,889	S *	2/1967	Benes	D7/523
D216,096	S *	11/1969	Benes	D9/501
D243,910	S *	4/1977	Herpel	D7/523
4,987,019	A *	1/1991	Jones	428/42.2
D371,936	S *	7/1996	Goto et al.	D7/523
D413,731	S *	9/1999	Hannington	D5/61
6,311,861	B1 *	11/2001	Policappelli	220/669
D456,672	S	5/2002	Bodum	
D492,547	S	7/2004	Hsu	
D504,280	S	4/2005	Chuang	
D513,931	S *	1/2006	Liu	D7/523
D518,333	S *	4/2006	Gluck	D7/523
D519,780	S *	5/2006	Lai	D7/396.4
D534,428	S *	1/2007	Reed et al.	D9/516
D550,510	S	9/2007	Morton et al.	

1 Claim, 10 Drawing Sheets






Fig. 1

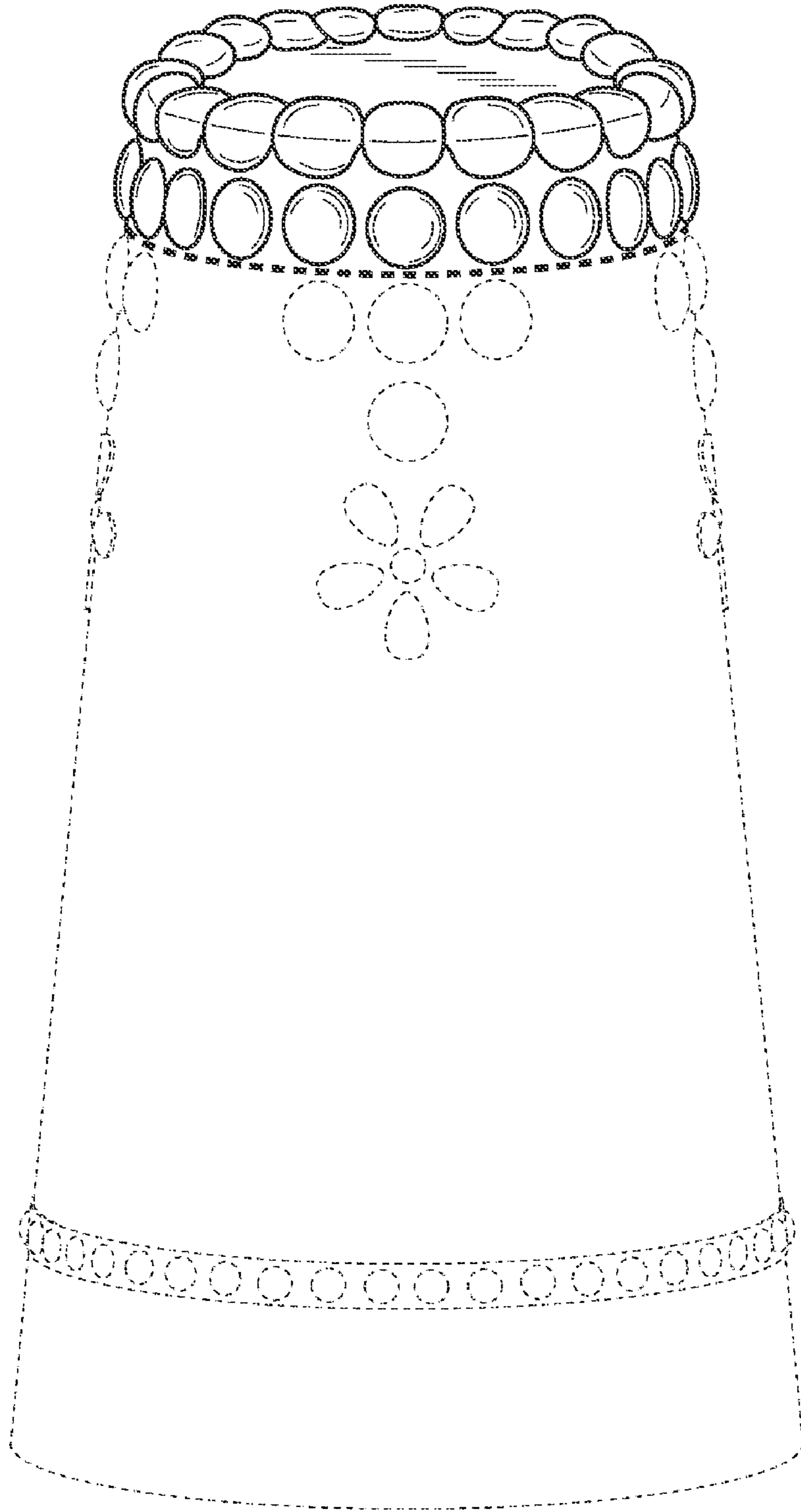


Fig. 2




Fig. 3

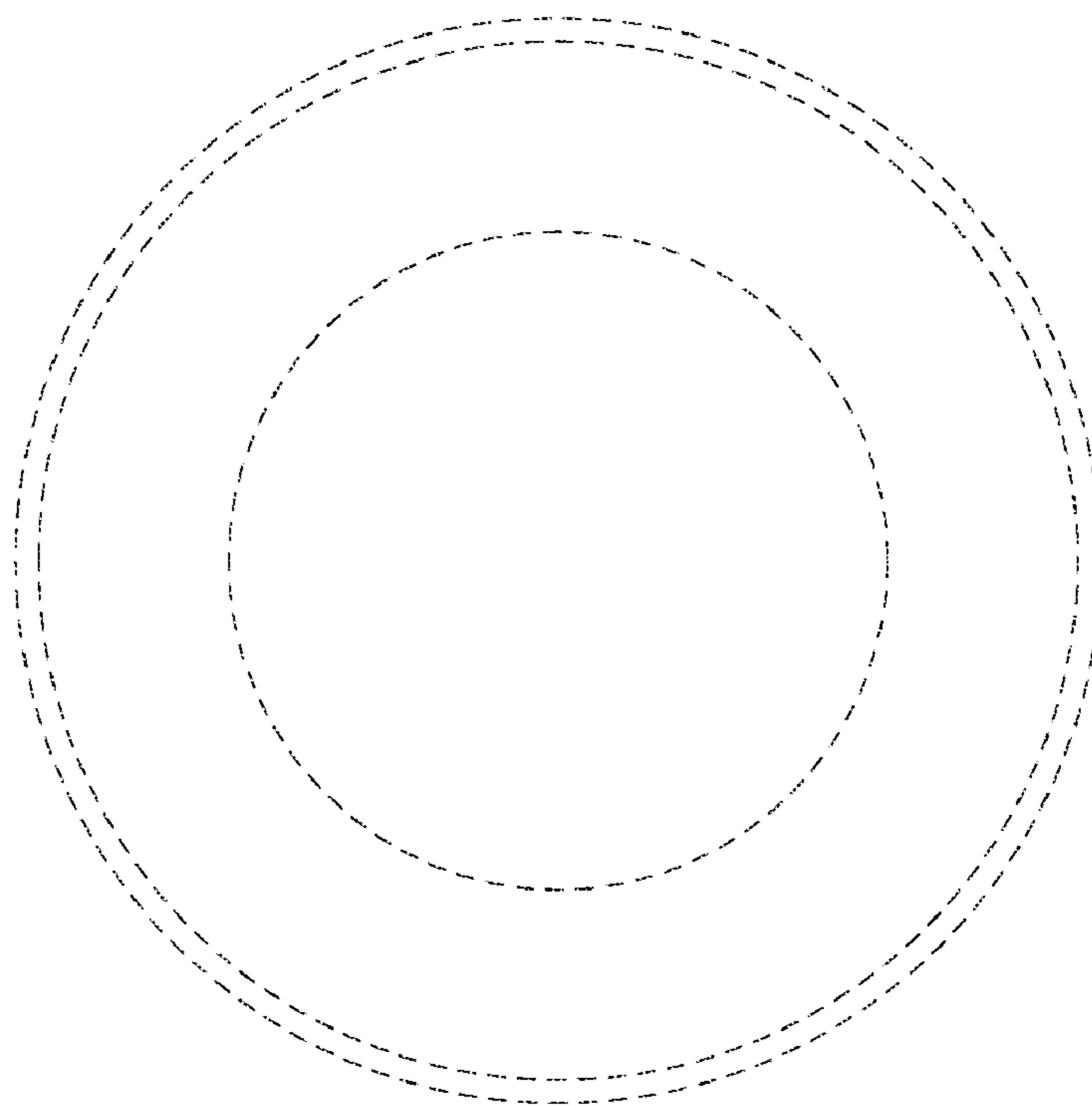


Fig. 4




Fig. 5

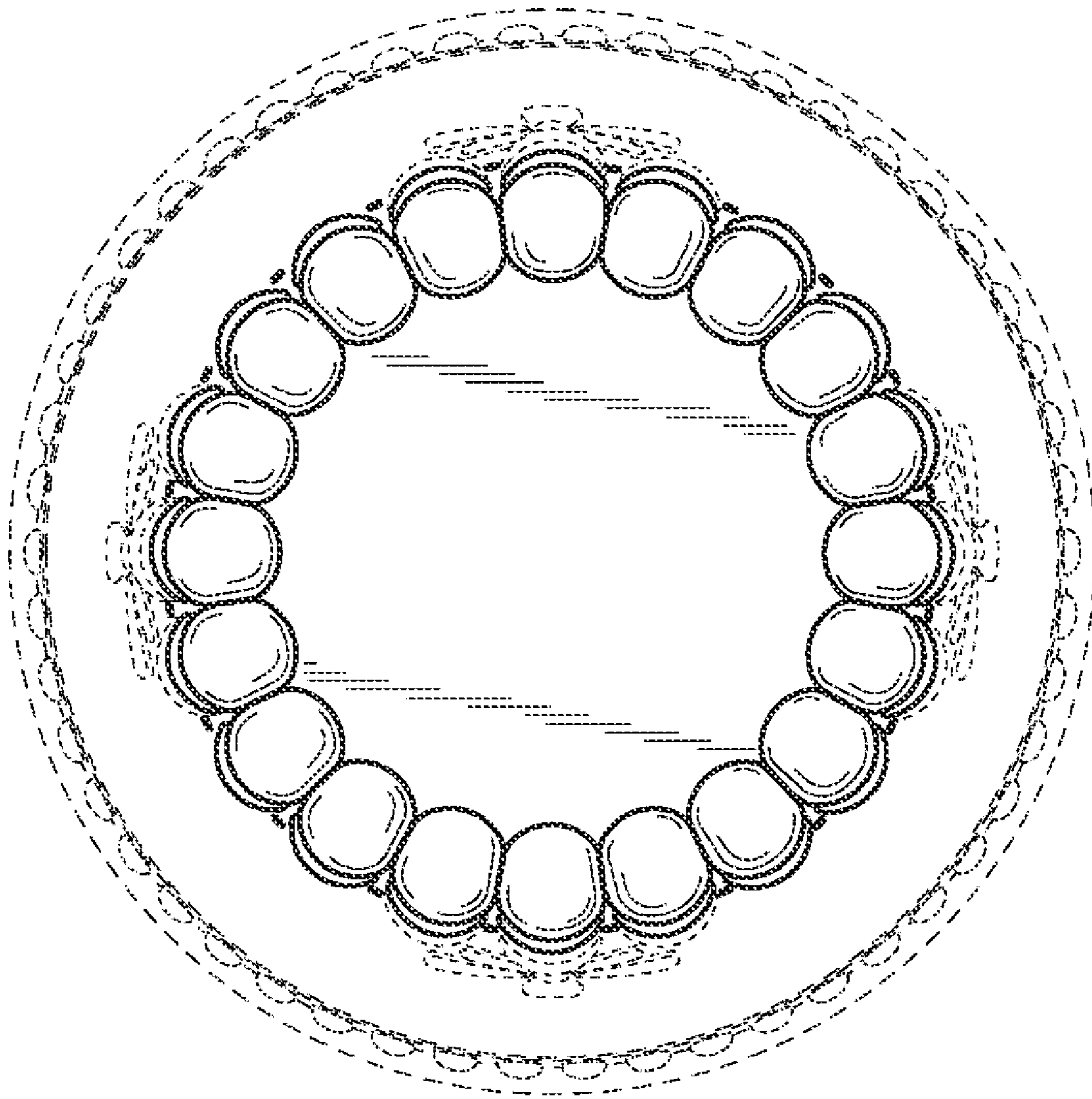


Fig. 6




Fig. 7




Fig. 8




Fig. 9

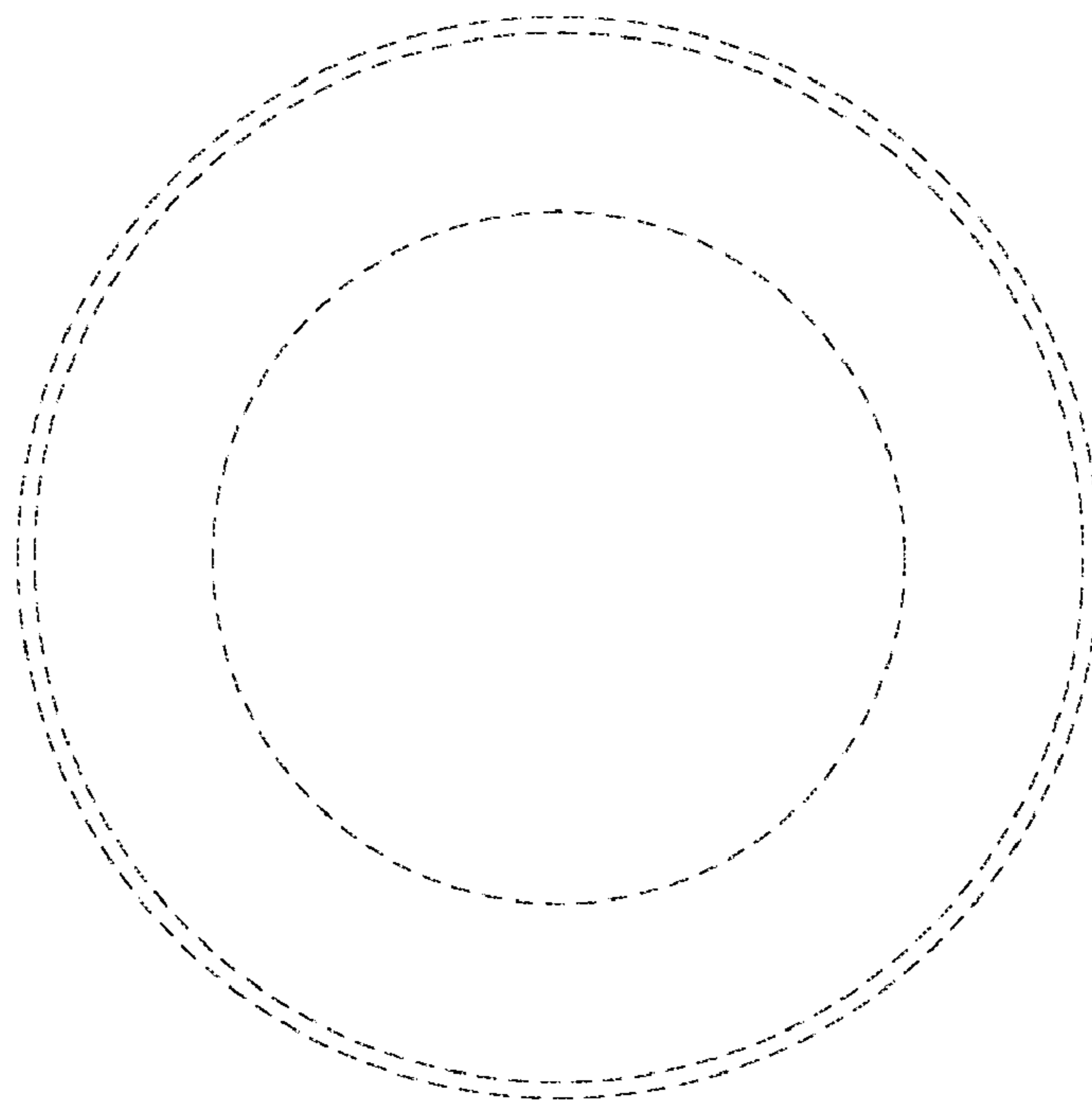


Fig. 10




Fig. 11

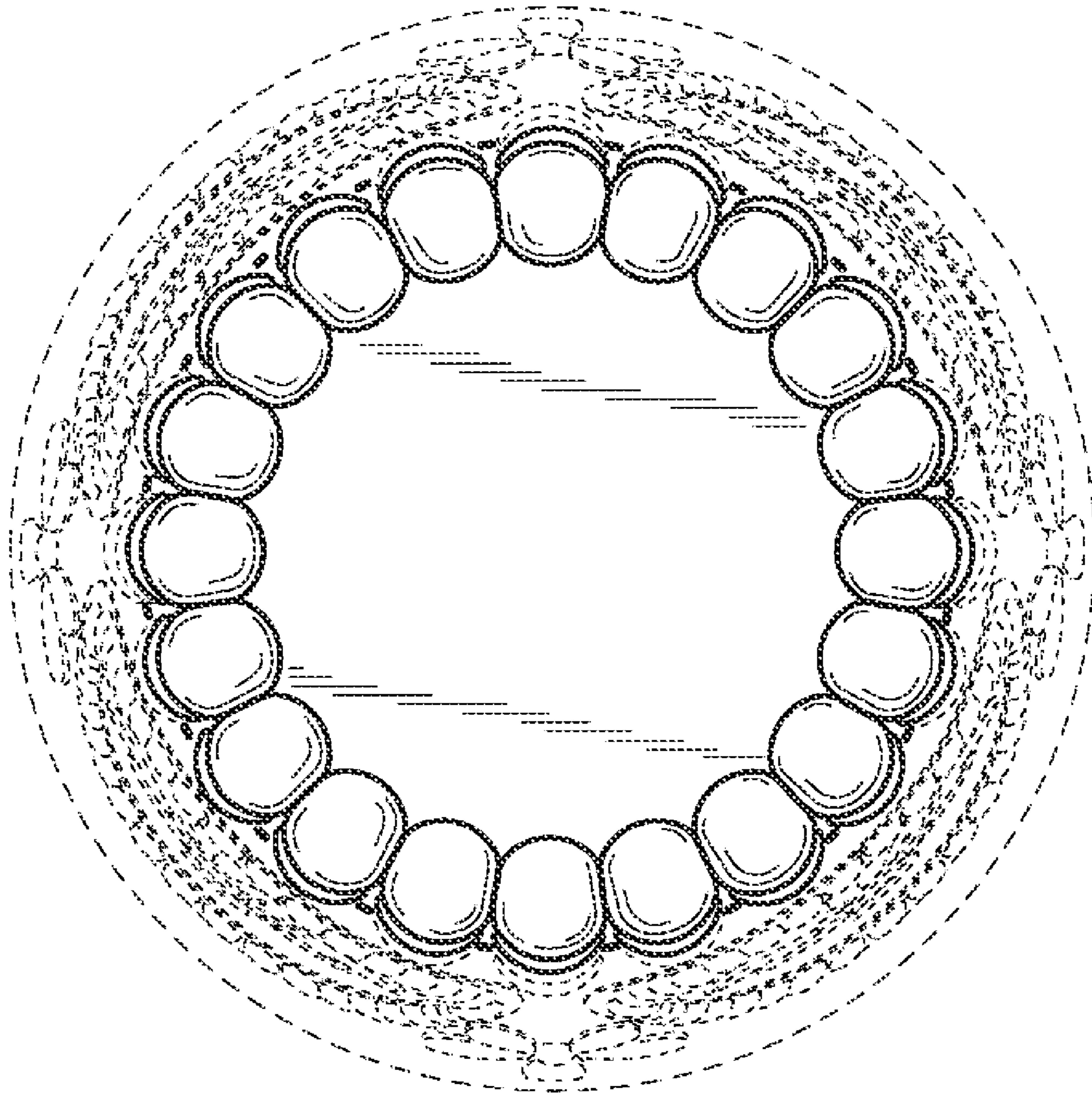


Fig. 12