

US00D591109S

(12) **United States Design Patent**  
**Thompson**

(10) **Patent No.:** **US D591,109 S**  
(45) **Date of Patent:** **\*\* Apr. 28, 2009**

(54) **SPORT BEVERAGE CONTAINER**

(76) Inventor: **Charles Thompson**, 600 Valley Rd.,  
Unit B-60, Warrington, PA (US) 18976

(\*\*) Term: **14 Years**

(21) Appl. No.: **29/307,033**

(22) Filed: **Mar. 29, 2008**

(51) **LOC (9) Cl.** ..... **07-01**

(52) **U.S. Cl.** ..... **D7/515; D7/536; D7/901**

(58) **Field of Classification Search** ..... D7/514,  
D7/515, 302, 536, 533, 901, 606; 220/630,  
220/703, 705, 719

See application file for complete search history.

(56) **References Cited**

**U.S. PATENT DOCUMENTS**

3,624,939	A	*	12/1971	Gossard	.....	40/721
D297,389	S	*	8/1988	Demaree	.....	D7/511
4,948,316	A	*	8/1990	Duran et al.	.....	411/353
D339,955	S	*	10/1993	Katz	.....	D7/392.1
D371,478	S	*	7/1996	Yates	.....	D6/515
D383,979	S	*	9/1997	Tucker	.....	D9/451
D425,706	S	*	5/2000	Calderone	.....	D4/116
D427,514	S	*	7/2000	Roth et al.	.....	D9/668
D446,072	S	*	8/2001	Cohen	.....	D7/300.2
D446,723	S	*	8/2001	Siegel et al.	.....	D9/451
D477,260	S	*	7/2003	Hovren	.....	D12/202
D482,282	S	*	11/2003	Angeletta	.....	D9/451
D496,552	S	*	9/2004	Killips	.....	D7/300.2
D511,654	S	*	11/2005	Bailey	.....	D7/515

D513,686	S	*	1/2006	Bailey	.....	D7/515
D540,692	S	*	4/2007	Yorn et al.	.....	D9/668
D551,822	S	*	9/2007	Gianfrisco et al.	.....	D34/11
D564,171	S	*	3/2008	Gianfrisco et al.	.....	D34/11
D574,664	S	*	8/2008	Thompson	.....	D7/515
D575,470	S	*	8/2008	Gianfrisco et al.	.....	D34/4

\* cited by examiner

*Primary Examiner*—Marianne Pandozzi

(74) *Attorney, Agent, or Firm*—Armand M. Vozzo, Jr.

(57) **CLAIM**

The ornamental design for a sport beverage container, as shown and described.

**DESCRIPTION**

FIG. 1 is a perspective view of a sport beverage container showing my new design;

FIG. 2 is a side elevational view thereof with the handle to the left;

FIG. 3 is a side elevational view thereof with the handle to the front;


FIG. 4 is a side elevational view thereof with the handle to the rear;

FIG. 5 is a top plan view of the sport beverage container; and,


FIG. 6 is a bottom plan view thereof.

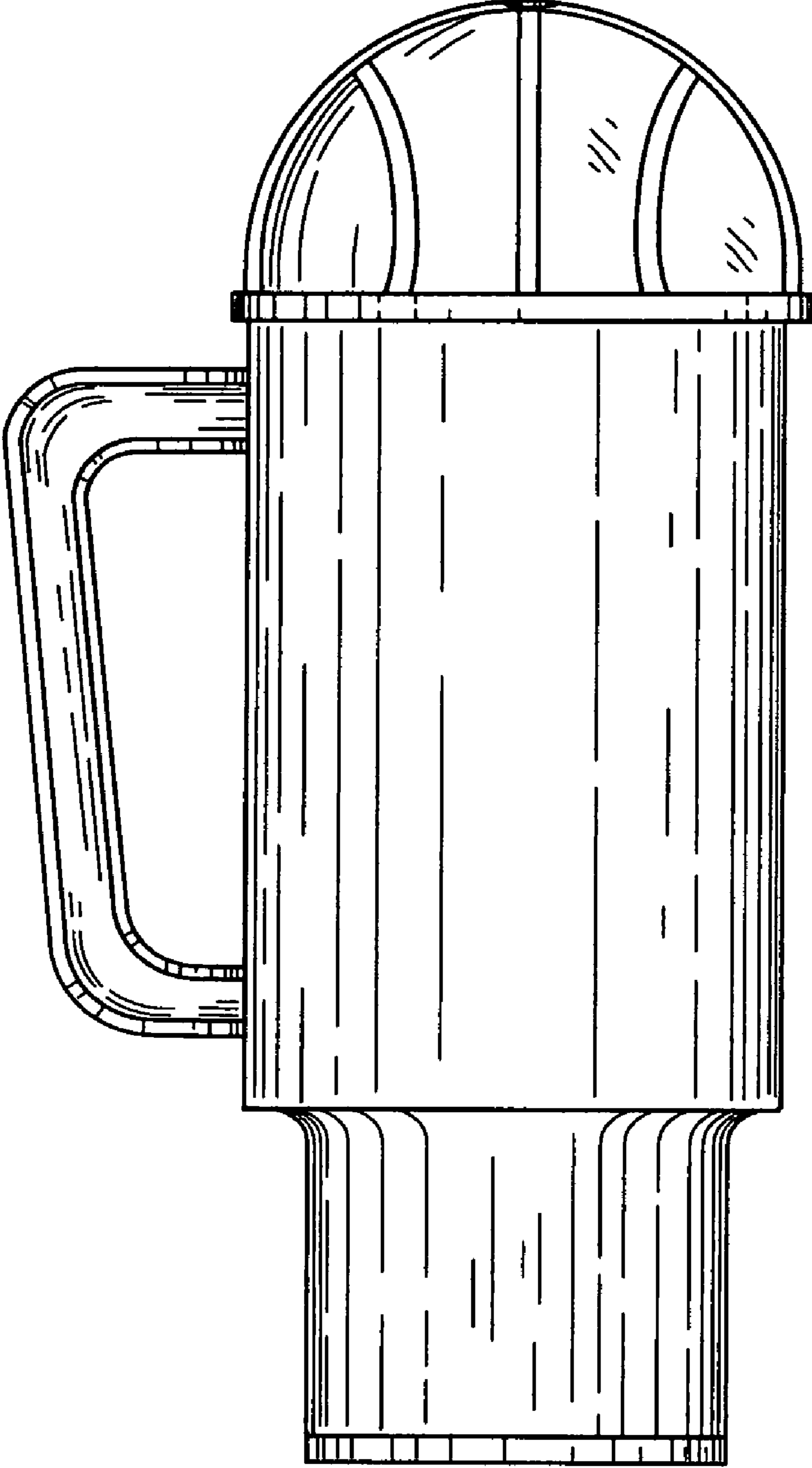
The broken lines of a straw portion in FIG. 1 are included for the purpose of illustration and form no part of the claimed design.

**1 Claim, 5 Drawing Sheets**




*FIG. 1*

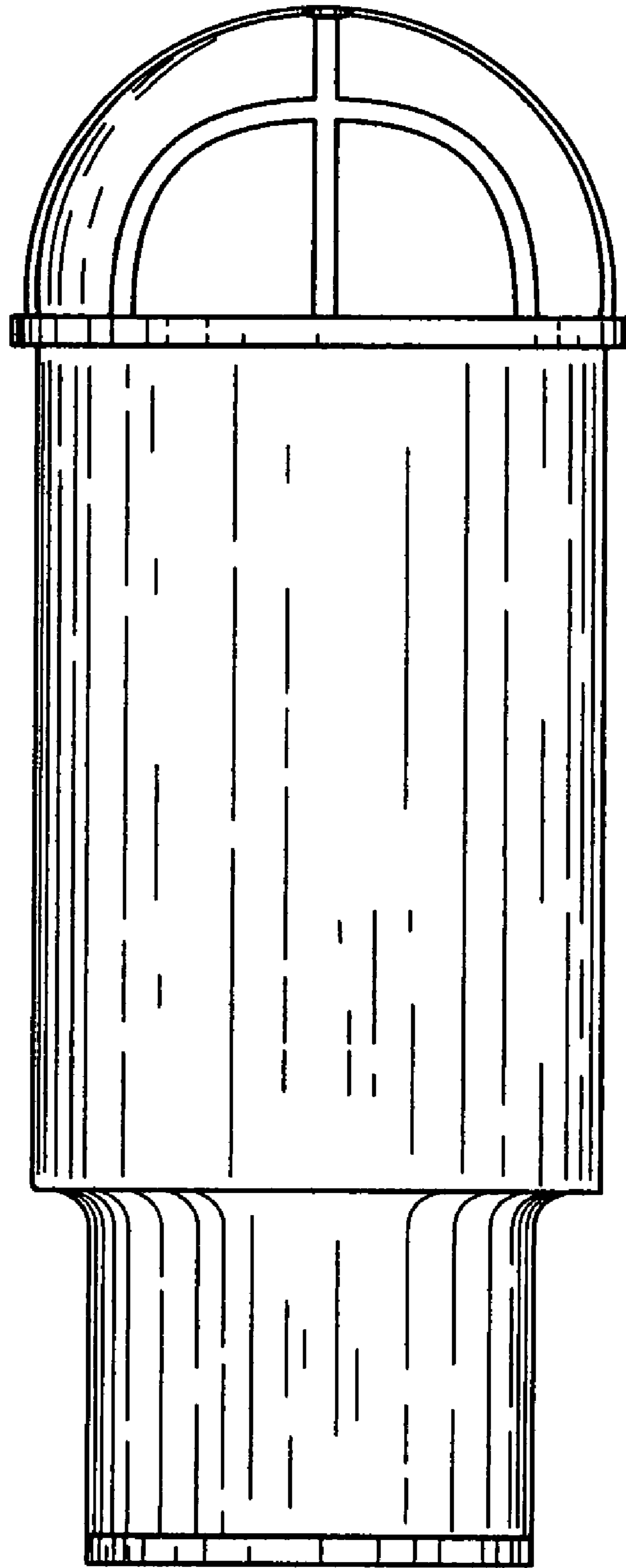




*FIG. 2*

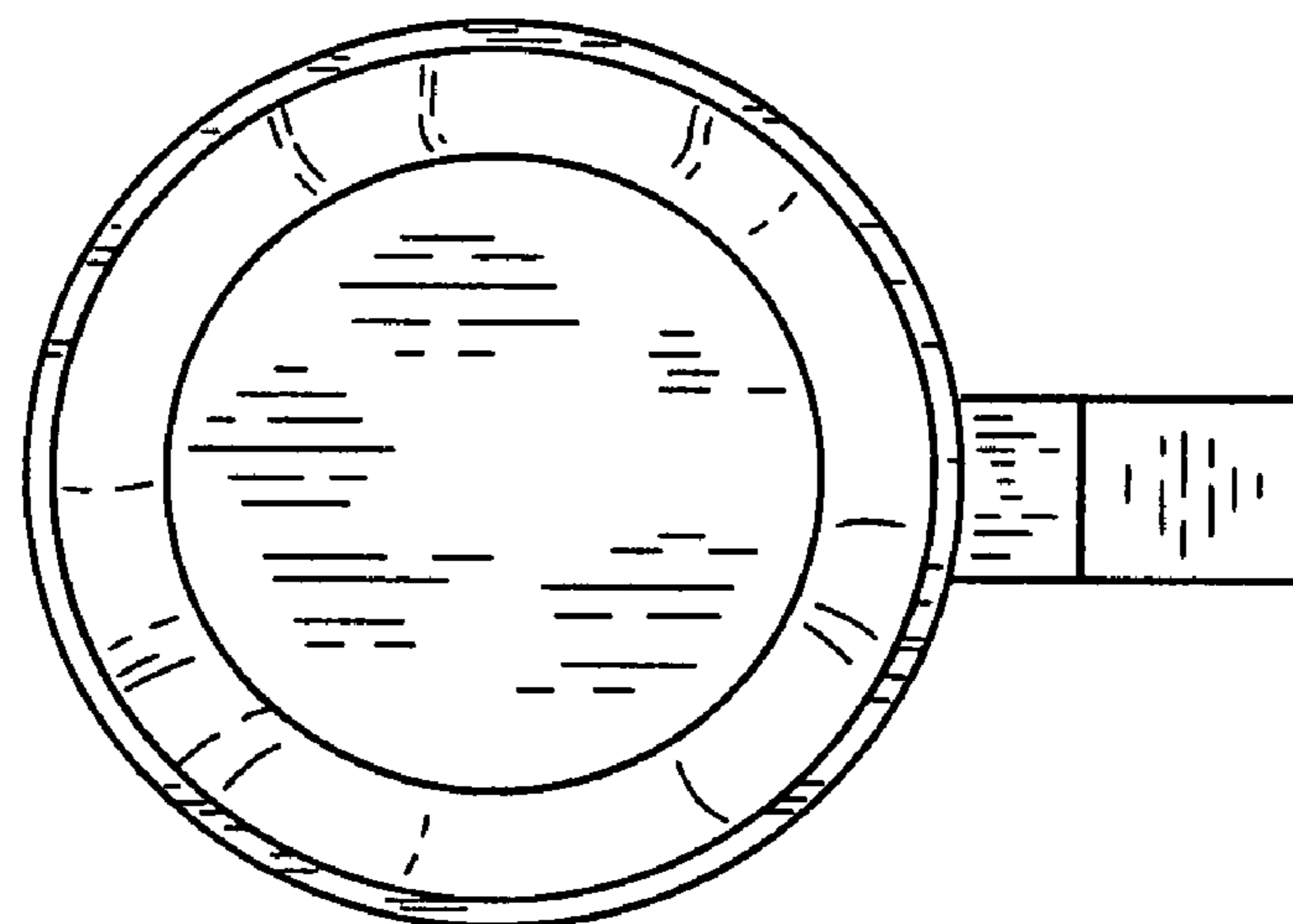
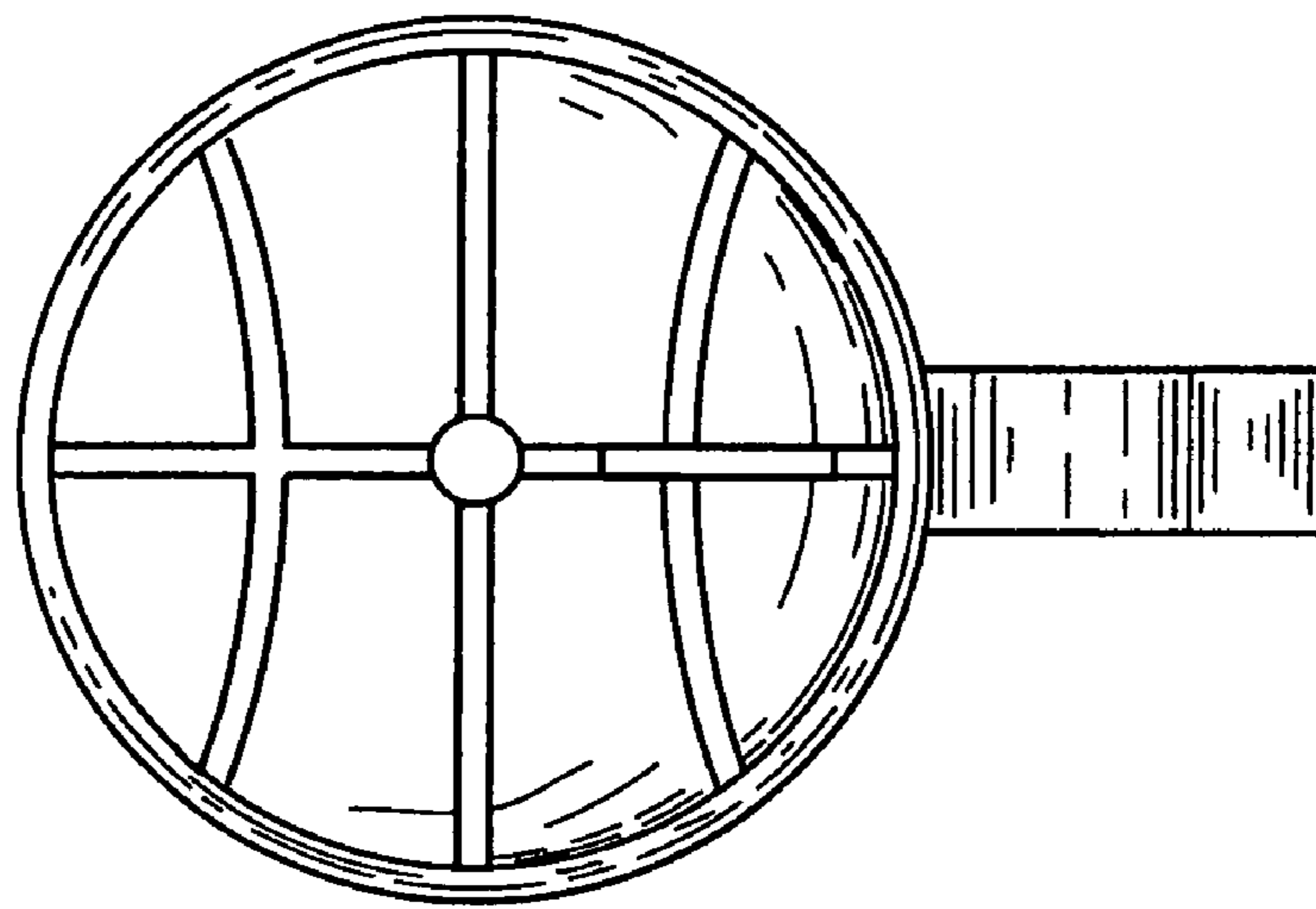


*FIG. 3*



***FIG. 4***

*FIG. 5*



*FIG. 6*