

US00D591104S

(12) **United States Design Patent**
Oakes

(10) **Patent No.:** **US D591,104 S**
(45) **Date of Patent:** **** Apr. 28, 2009**

- (54) **CUTLERY UTENSIL**
- (75) Inventor: **Shawn A. Oakes**, Ripon, WI (US)
- (73) Assignee: **Dixie Consumer Products LLC**,
Atlanta, GA (US)
- (**) Term: **14 Years**
- (21) Appl. No.: **29/327,792**
- (22) Filed: **Nov. 13, 2008**
- (51) **LOC (9) Cl.** **07-02**
- (52) **U.S. Cl.** **D7/401.2**
- (58) **Field of Classification Search** D7/368,
D7/395, 401.2, 642-647, 649-654, 660-669,
D7/675-676, 683, 688-692, 695-696; 30/137,
30/141-143, 147-150, 322-327, 329, 340,
30/342-346; 416/70 R
See application file for complete search history.

- D387,956 S 12/1997 Gagnon et al.
- D387,959 S * 12/1997 Cousins D7/696
- D507,461 S 7/2005 Smith et al.
- 6,983,542 B2 1/2006 Mithal et al.
- D530,987 S 10/2006 Lee
- D557,083 S * 12/2007 Medling et al. D7/653
- 2005/0155229 A1 7/2005 Lee
- 2006/0191145 A1 8/2006 Mithal et al.

* cited by examiner

Primary Examiner—Caron Veynar
Assistant Examiner—Ricky Pham
(74) *Attorney, Agent, or Firm*—Michael S. Kerns

(57) **CLAIM**

The ornamental design for cutlery utensil, as shown and described.

DESCRIPTION

FIG. 1 is a perspective view of a cutlery utensil comprising a first embodiment of the design.

FIG. 2 is a first end view of the cutlery utensil of FIG. 1.

FIG. 3 is a second end view of the cutlery utensil of FIG. 1.

FIG. 4 is a first side view of the cutlery utensil of FIG. 1.

FIG. 5 is a second side view of the cutlery utensil of FIG. 1.

FIG. 6 is a top view of the cutlery utensil of FIG. 1.

FIG. 7 is a bottom view of the cutlery utensil of FIG. 1.

FIG. 8 is a perspective view of a cutlery utensil comprising a second embodiment of the design.

FIG. 9 is a first end view of the cutlery utensil of FIG. 8.

FIG. 10 is a second end view of the cutlery utensil of FIG. 8.

FIG. 11 is a first side view of the cutlery utensil of FIG. 8.


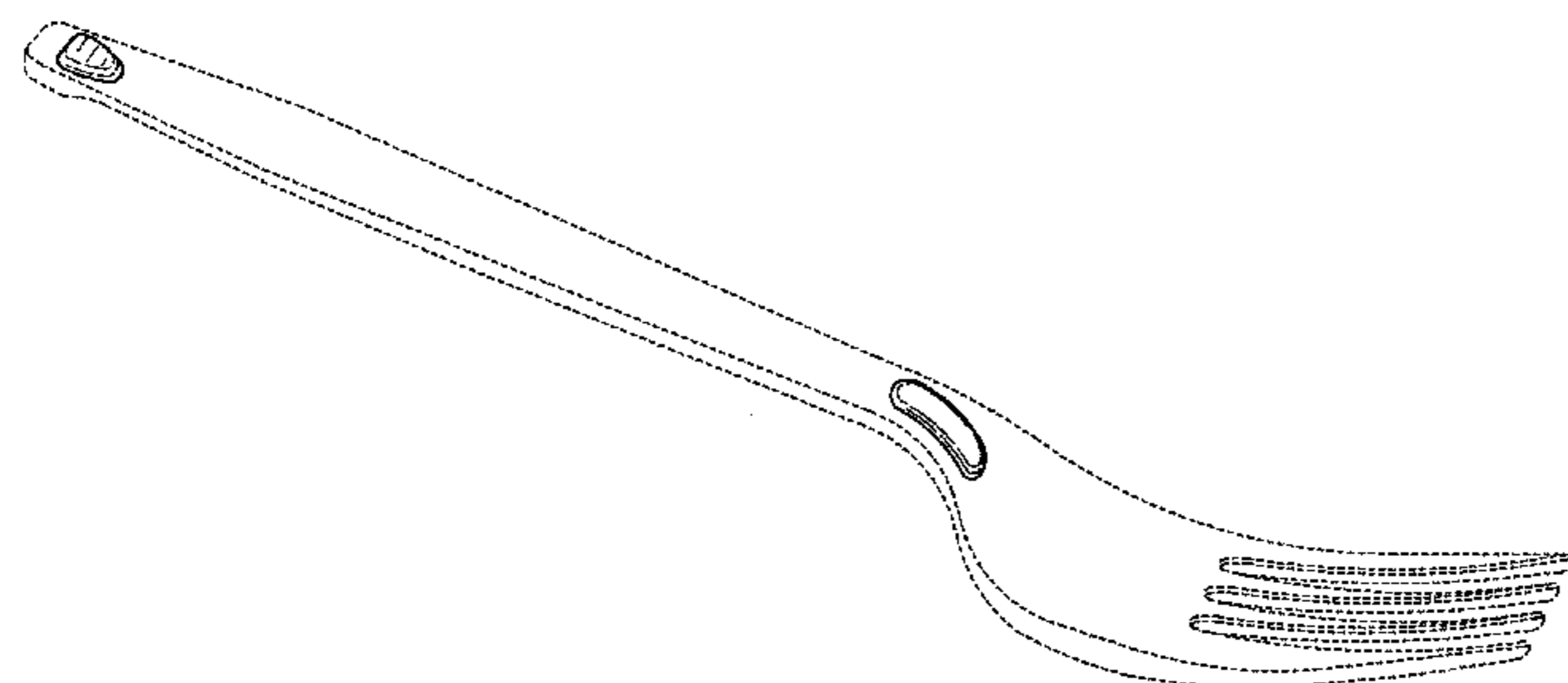
FIG. 12 is a second side view of the cutlery utensil of FIG. 8.

FIG. 13 is a top view of the cutlery utensil of FIG. 8; and, FIG. 14 is a bottom view of the cutlery utensil of FIG. 8.

The broken lines used throughout the drawings are for illustrative purposes only and form no part of the claimed design.

1 Claim, 4 Drawing Sheets

- (56) **References Cited**
- U.S. PATENT DOCUMENTS
- RE1,509 E 7/1863 Grosjean
- RE1,727 E 7/1864 Grosjean
- RE2,682 E 7/1867 Grosjean
- 135,590 A 2/1873 Robinson
- D58,807 S 8/1921 Mallory
- 2,752,678 A 7/1956 Welch
- 3,177,026 A 4/1965 Cowan
- D203,943 S * 3/1966 Laughlin D7/647
- D216,482 S 1/1970 Wentzel
- D236,421 S 8/1975 Dart et al.
- 4,149,744 A 4/1979 Bonnes
- 4,524,512 A 6/1985 Formo et al.
- 4,655,494 A 4/1987 Eads et al.
- D299,899 S 2/1989 Liebmann
- D311,307 S * 10/1990 Cautereels et al. D7/683
- 5,137,316 A 8/1992 Foos
- D345,284 S * 3/1994 Burdick et al. D7/649
- D345,486 S * 3/1994 Burdick et al. D7/401.2
- D346,722 S * 5/1994 Burdick et al. D7/645
- D351,091 S * 10/1994 Burdick et al. D7/653
- D351,310 S * 10/1994 Burdick et al. D7/401.2
- D355,565 S * 2/1995 Burdick et al. D7/401.2
- D358,741 S * 5/1995 Burdick et al. D7/653
- 5,443,174 A 8/1995 Bauer



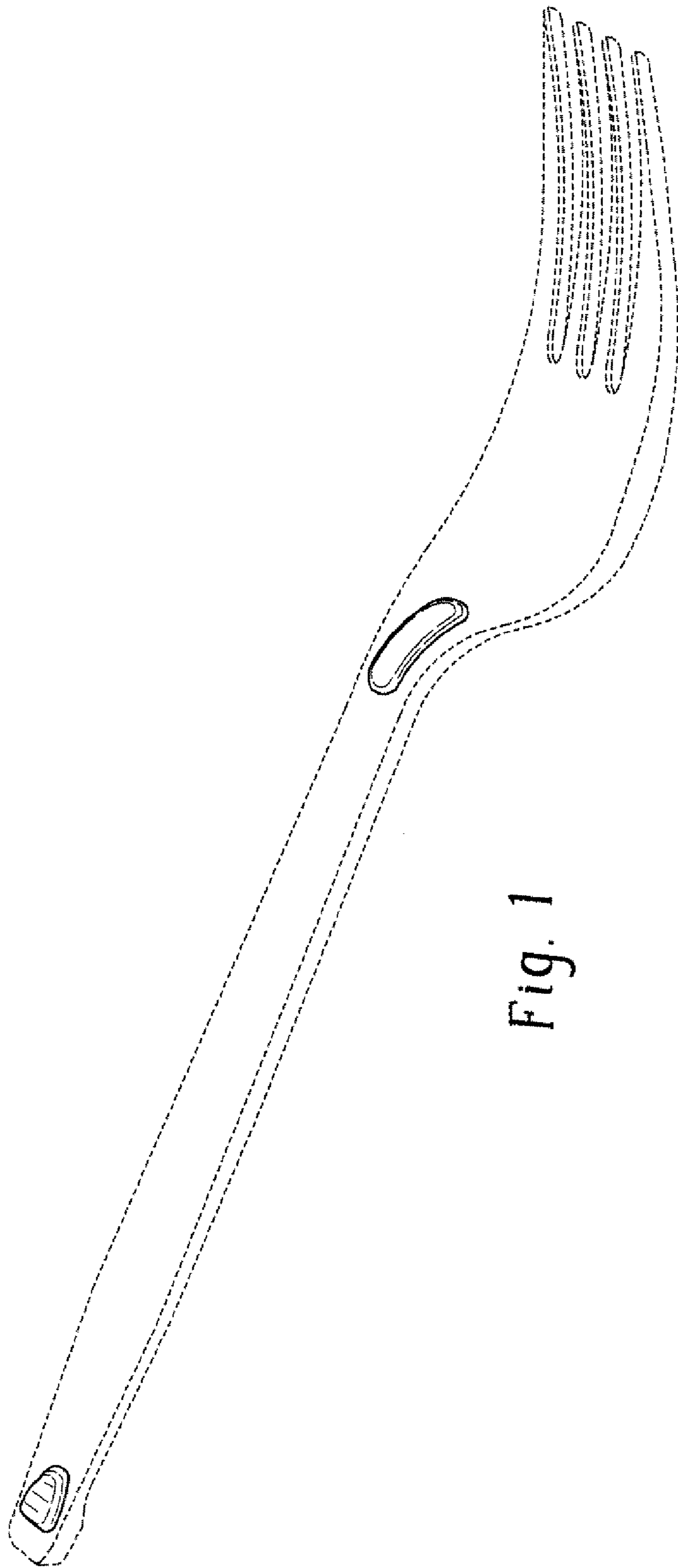


Fig. 1

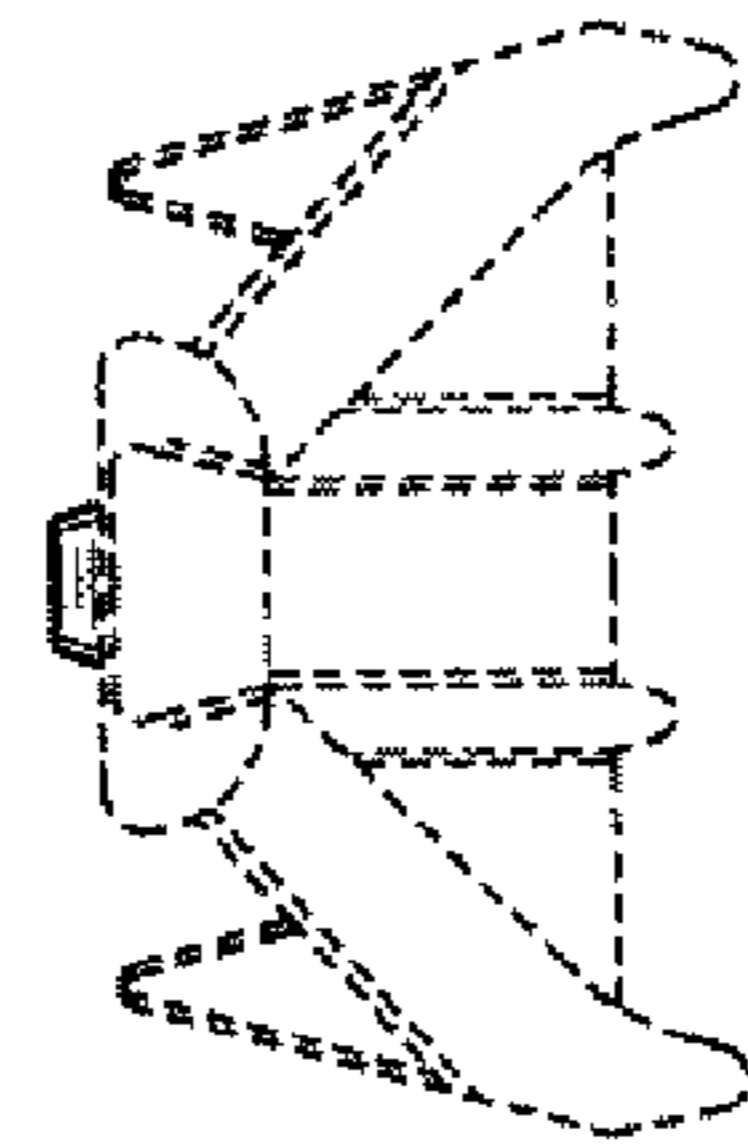


Fig. 3

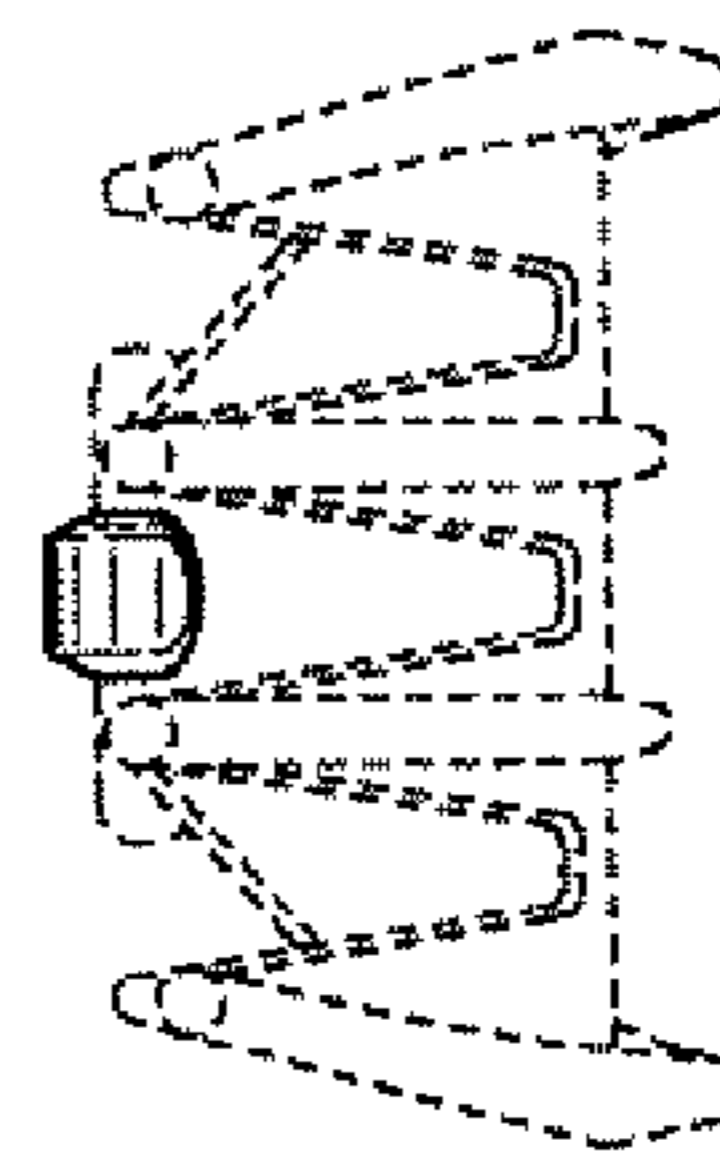


Fig. 2

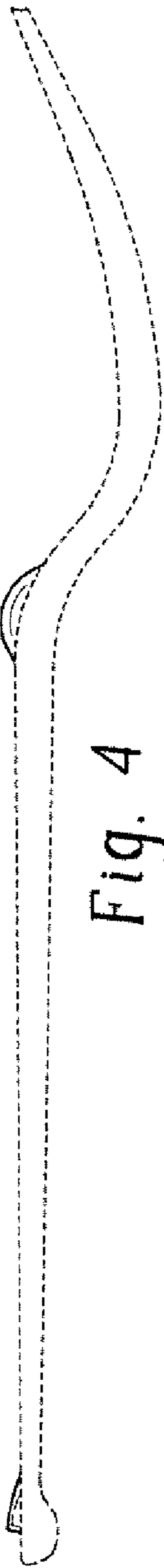


Fig. 4

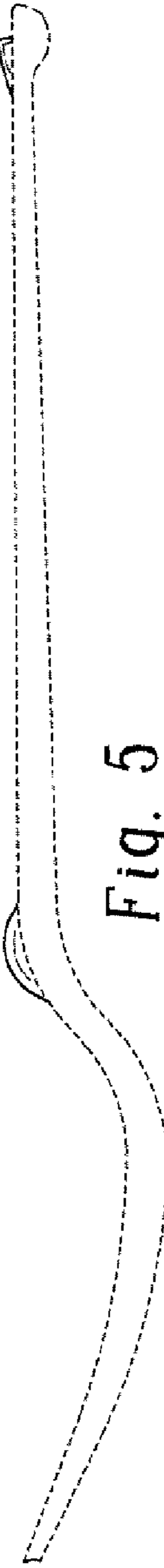


Fig. 5

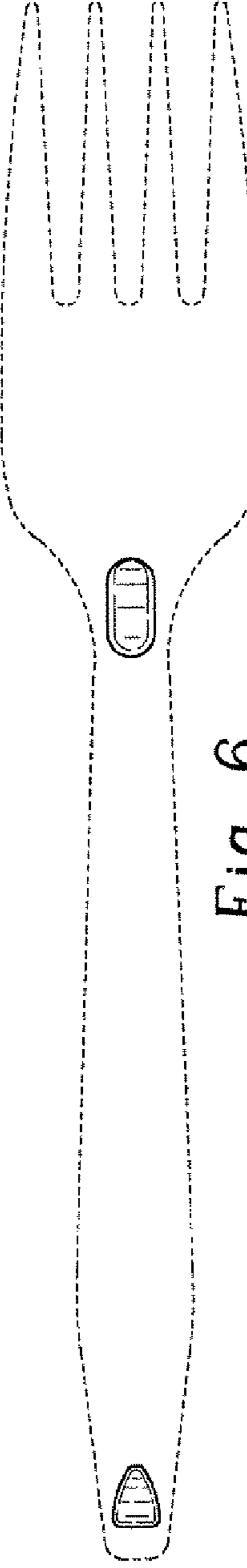


Fig. 6




Fig. 7

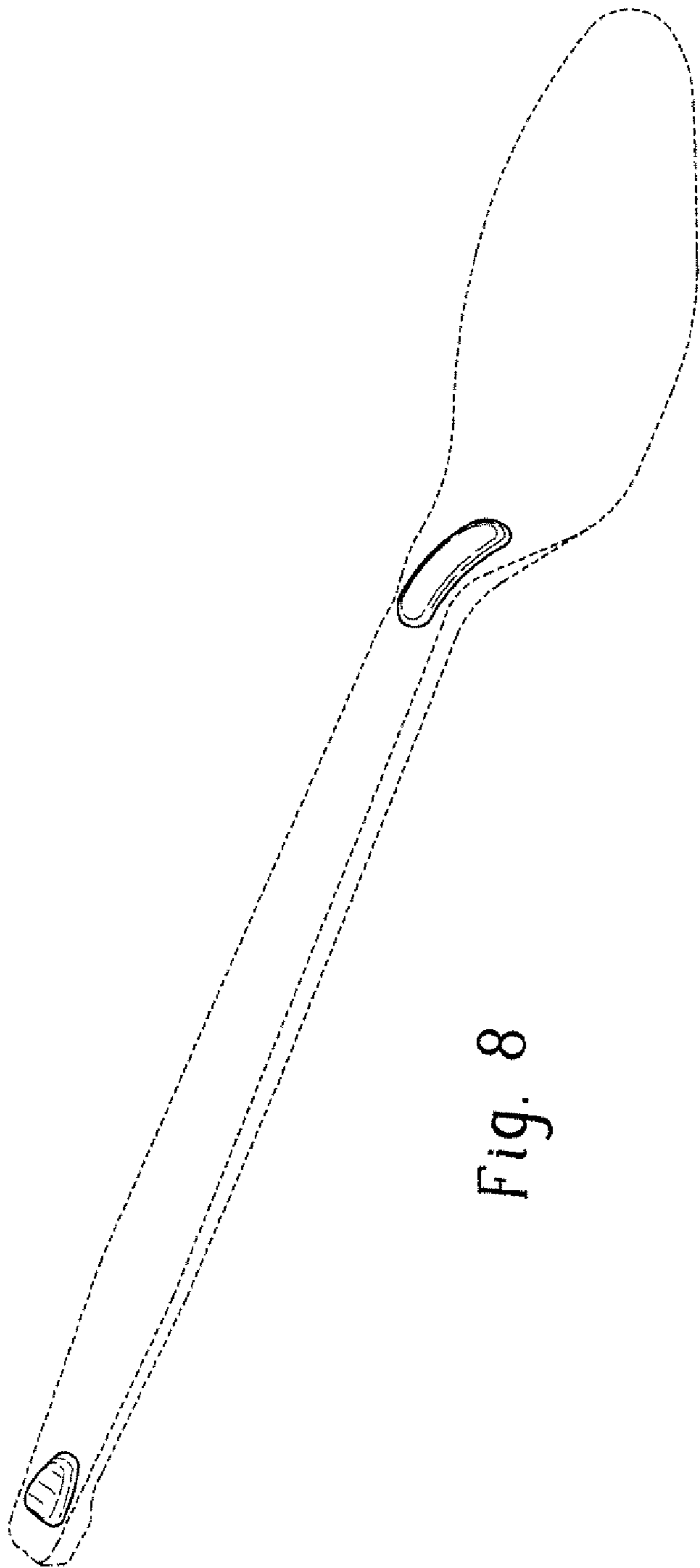


Fig. 8

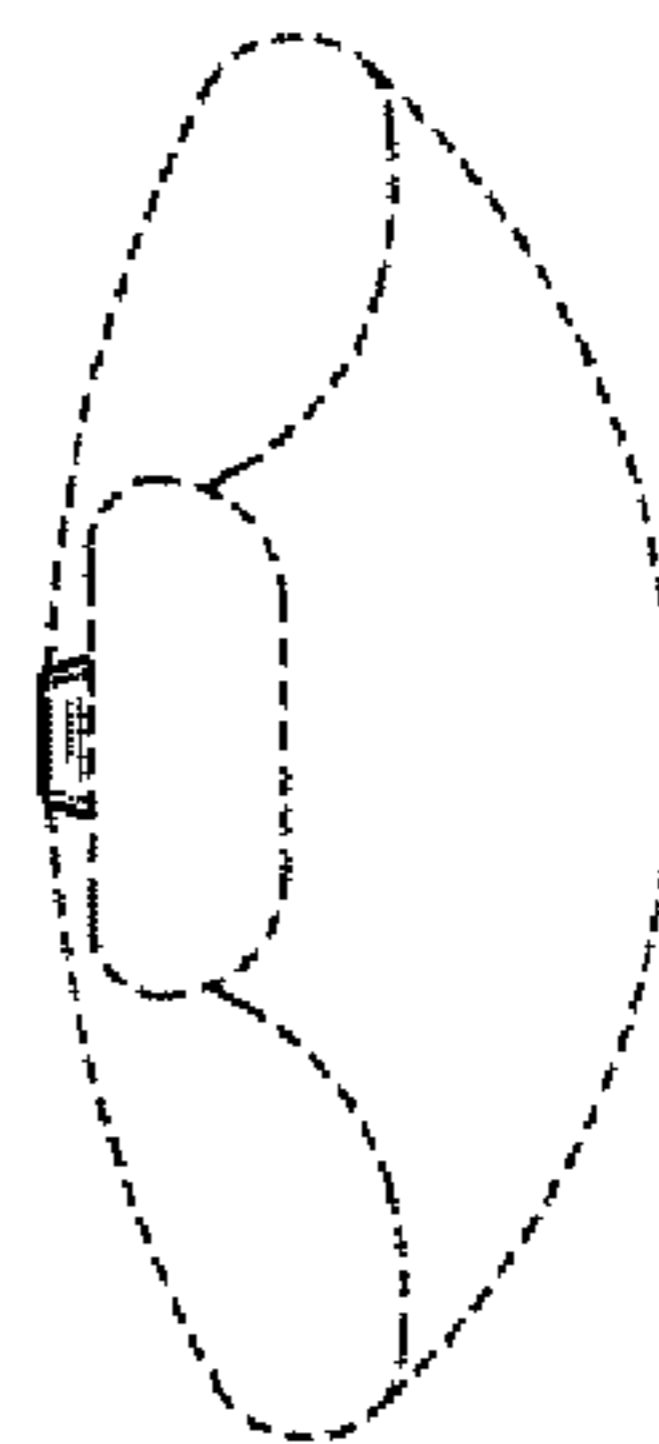


Fig. 10



Fig. 9

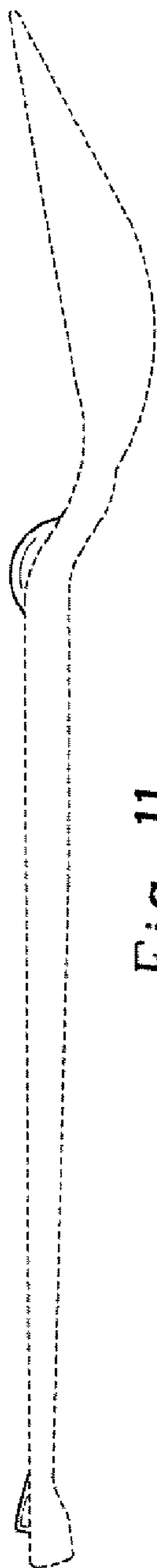


Fig. 11

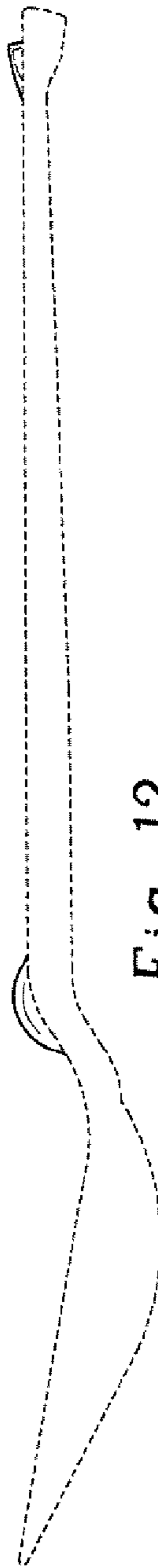


Fig. 12

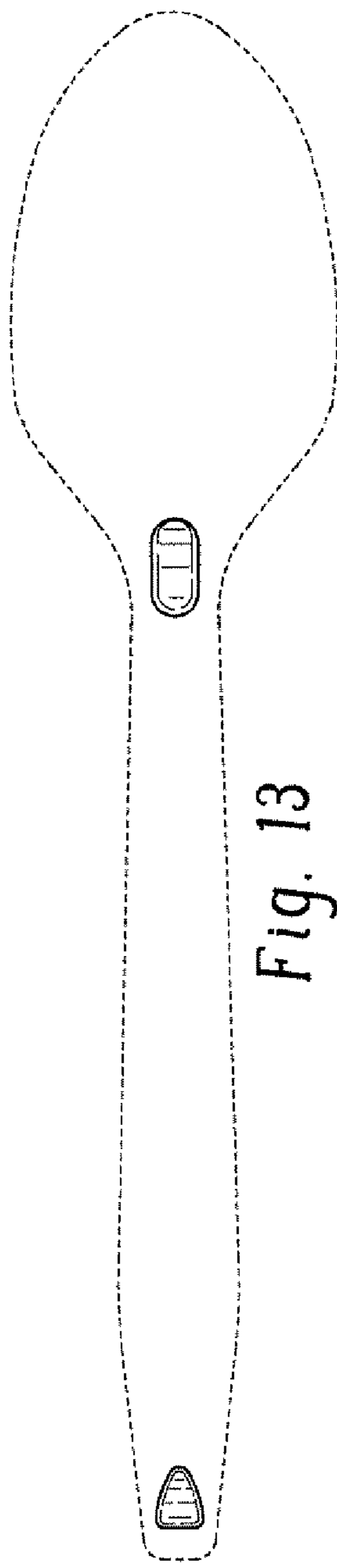


Fig. 13

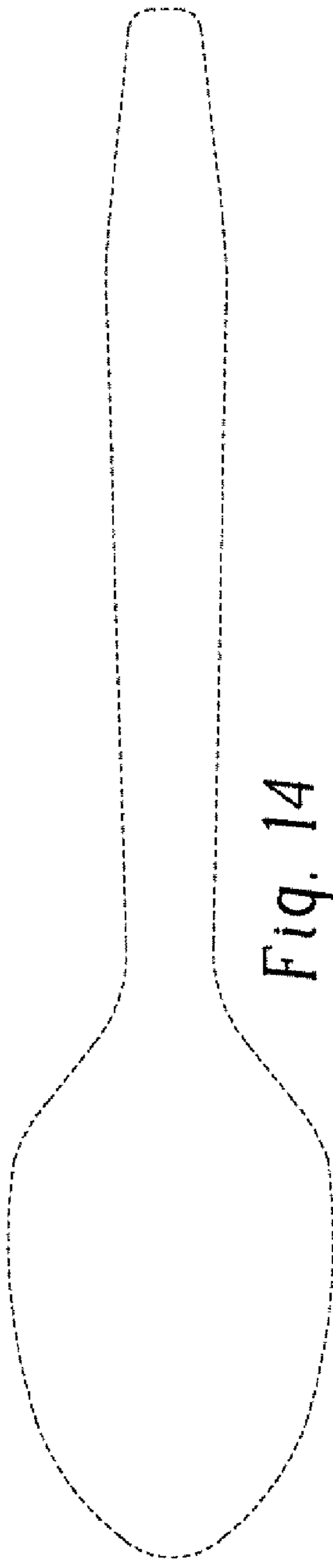


Fig. 14