



US00D591103S

(12) **United States Design Patent**
Wong

(10) **Patent No.:** **US D591,103 S**
(45) **Date of Patent:** **** Apr. 28, 2009**

(54) **LID ASSEMBLY WITH RECLOSABLE DRINK OPENING**

D295,831 S * 5/1988 Urion D9/438
5,086,941 A * 2/1992 English et al. 220/345.2

(75) Inventor: **Joseph Chuek Mau Wong**, Daly City, CA (US)

(Continued)

FOREIGN PATENT DOCUMENTS

(73) Assignee: **Double Team Inc.**, Daly City, CA (US)

FR 2295889 7/1976

(**) Term: **14 Years**

(Continued)

(21) Appl. No.: **29/318,119**

Primary Examiner—Robert M. Spear
Assistant Examiner—Cynthia Underwood
(74) *Attorney, Agent, or Firm*—Pinnacle Patent Law Group

(22) Filed: **May 13, 2008**

(57) **CLAIM**

Related U.S. Application Data

(63) Continuation-in-part of application No. 29/305,315, filed on Mar. 18, 2008, now Pat. No. Des. 589,747.

The ornamental design for a lid assembly with a reclosable drink opening, substantially as shown and described.

(51) **LOC (9) Cl.** **07-01**

DESCRIPTION

(52) **U.S. Cl.** **D7/396.2; D7/900; D7/396.1; D9/435**

FIG. 1 is a top perspective view of the lid assembly of this invention with the sliding member thereof in its closed position;

(58) **Field of Classification Search** D7/396.2, D7/396.1, 387, 900, 396, 392.1; D9/435, D9/455, 434, 449, 445, 438, 441, 439, 436, D9/443, 447; 206/807; 215/235, 237; 220/254.1, 220/254.3, 345.3, 254.6, 270; D20/28; 222/480
See application file for complete search history.

FIG. 2 is a top view of the lid assembly of FIG. 1;

FIG. 3 is a bottom perspective view of the lid assembly of FIG. 1;

(56) **References Cited**

U.S. PATENT DOCUMENTS

- 2,475,896 A 7/1949 Husted
- 2,480,733 A 8/1949 Hermani
- 3,174,661 A 3/1965 Speicher
- D204,574 S * 4/1966 Harvey D9/438
- 3,938,690 A 2/1976 Butler
- 4,057,167 A 11/1977 Lee
- 4,127,212 A 11/1978 Waterbury
- 4,170,724 A 10/1979 Waterbury
- D261,364 S * 10/1981 Smyth D9/438
- D268,250 S * 3/1983 Smyth D9/438
- D269,251 S * 6/1983 Fraze D9/438
- 4,441,624 A 4/1984 Sokolowski
- D282,607 S * 2/1986 Palmer D6/334

FIG. 4 is a view in elevation of the lid assembly of FIG. 1 along line 4—4 of FIG. 2;

FIG. 5 is another view in elevation of the lid assembly of FIG. 1 along line 5—5 of FIG. 2;

FIG. 6 is another view in elevation of the lid assembly of FIG. 1 along line 6—6 of FIG. 2;


FIG. 7 is a top perspective view of the lid assembly with the sliding member thereof in its open position;

FIG. 8 is a top perspective view of the cover element of the lid assembly of this invention; and,

FIG. 9 is a top view of the cover element of FIG. 8.

Broken lines in FIGS. 1 through 9 form no part of the claimed design.

1 Claim, 6 Drawing Sheets



US D591,103 S

Page 2

U.S. PATENT DOCUMENTS

5,090,584	A	2/1992	Roberts et al.	
5,197,624	A	3/1993	Dodaro	
5,490,609	A	2/1996	Lane et al.	
5,613,619	A	3/1997	Van Melle	
5,699,927	A	12/1997	Lane et al.	
5,947,323	A	9/1999	Freek et al.	
D417,845	S	12/1999	Sadlier et al.	
D418,363	S	1/2000	Barnes et al.	
D422,213	S *	4/2000	Sedgeley	D9/434
D426,771	S *	6/2000	Blow et al.	D9/434
6,089,397	A	7/2000	Van Melle	
6,260,727	B1	7/2001	Durdon	
D447,412	S	9/2001	Durdon	
6,354,454	B1	3/2002	Wong	
D456,852	S *	5/2002	Maloney	D20/22
6,505,753	B1	1/2003	Freek et al.	
D476,566	S	7/2003	Smith et al.	
D477,223	S	7/2003	Smith et al.	
D478,006	S	8/2003	Smith et al.	
6,612,456	B1	9/2003	Hundley et al.	
D489,260	S	5/2004	Smith et al.	
D493,718	S	8/2004	Durdon	
6,783,019	B2 *	8/2004	Zettle et al.	220/254.3

6,824,003	B1 *	11/2004	Wong	220/254.9
6,889,860	B2	5/2005	Mazzarolo	
6,929,143	B2	8/2005	Mazzarolo	
6,948,633	B2	9/2005	Freek et al.	
D513,419	S *	1/2006	Morrison et al.	D20/28
D514,444	S	2/2006	Smith et al.	
D514,445	S	2/2006	Smith et al.	
D533,779	S	12/2006	Schmidtner et al.	
D569,425	S *	5/2008	Law et al.	D19/10
D570,686	S *	6/2008	Hollis et al.	D9/447
2005/0092748	A1 *	5/2005	Durdon	220/254.3
2005/0092749	A1	5/2005	Durdon	
2006/0071008	A1 *	4/2006	Sadlier	220/713
2006/0081633	A1	4/2006	Schmidtner et al.	
2006/0226147	A1 *	10/2006	Phillips	220/254.2
2006/0255043	A1 *	11/2006	Tedford	220/375
2007/0278228	A1 *	12/2007	Wong	220/254.9
2008/0190946	A1 *	8/2008	Wong	220/711

FOREIGN PATENT DOCUMENTS

GB	239036	9/1925
GB	497184	4/1934

* cited by examiner




FIG. 1

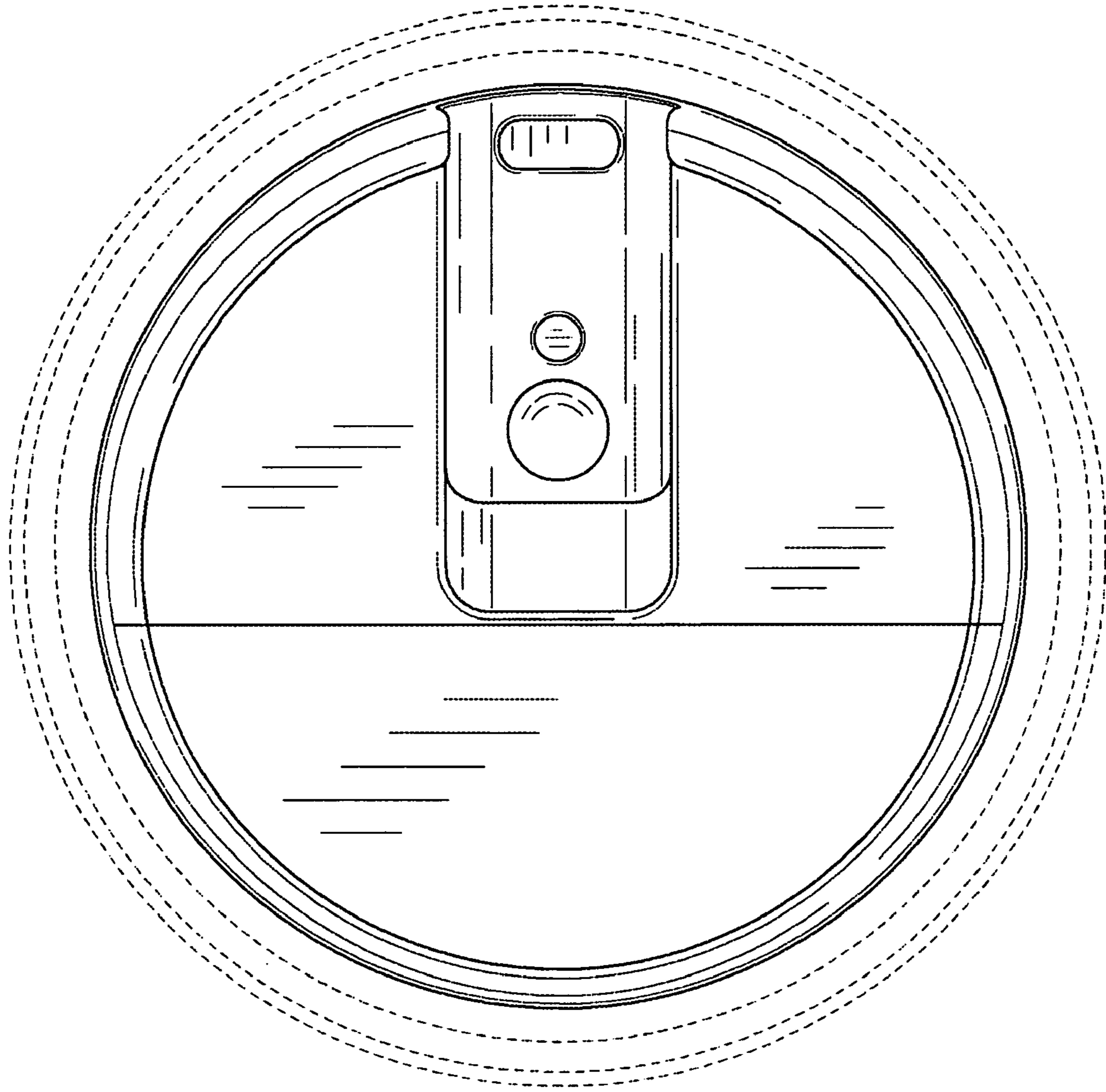


FIG. 2

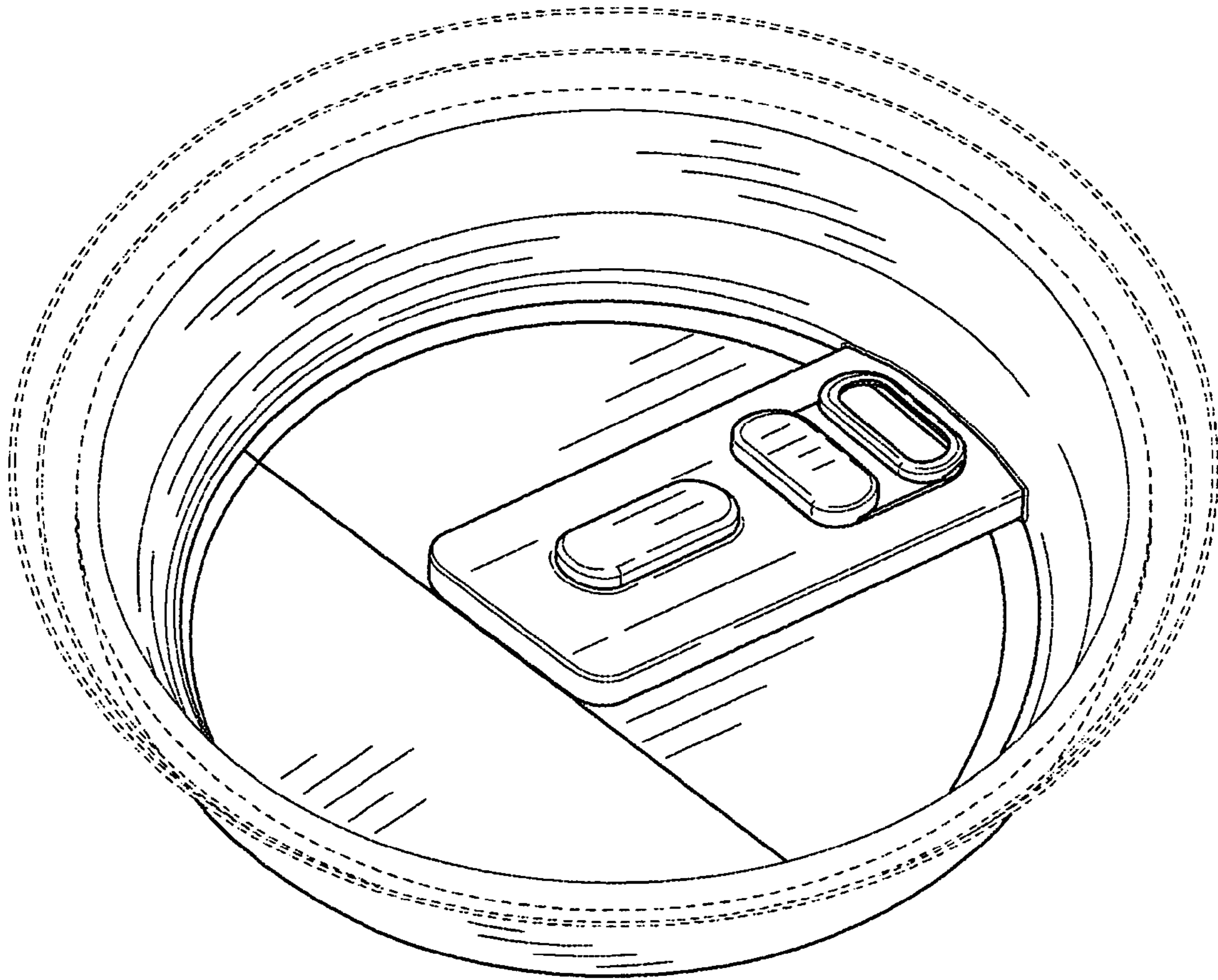


FIG. 3

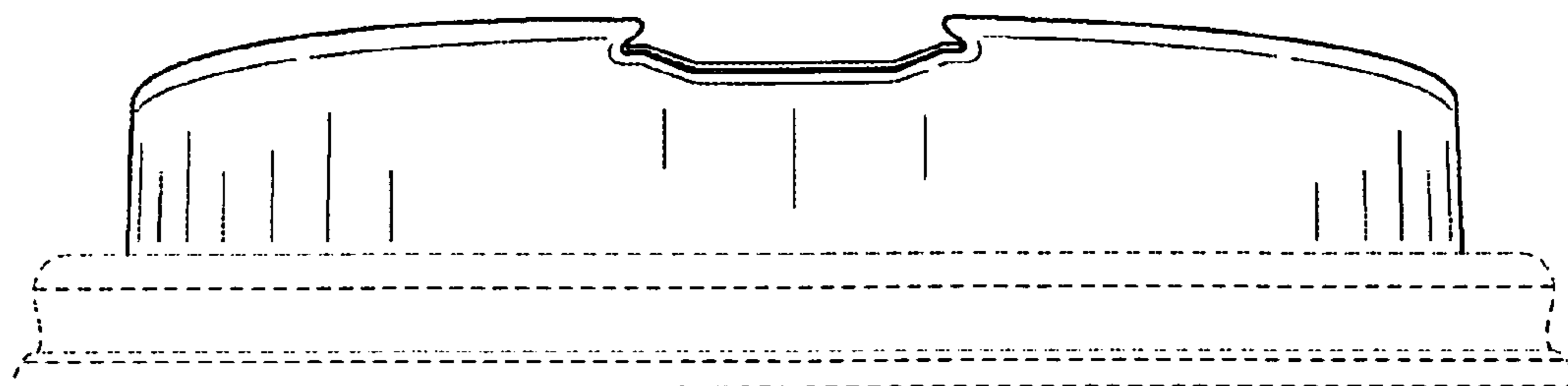


FIG. 4

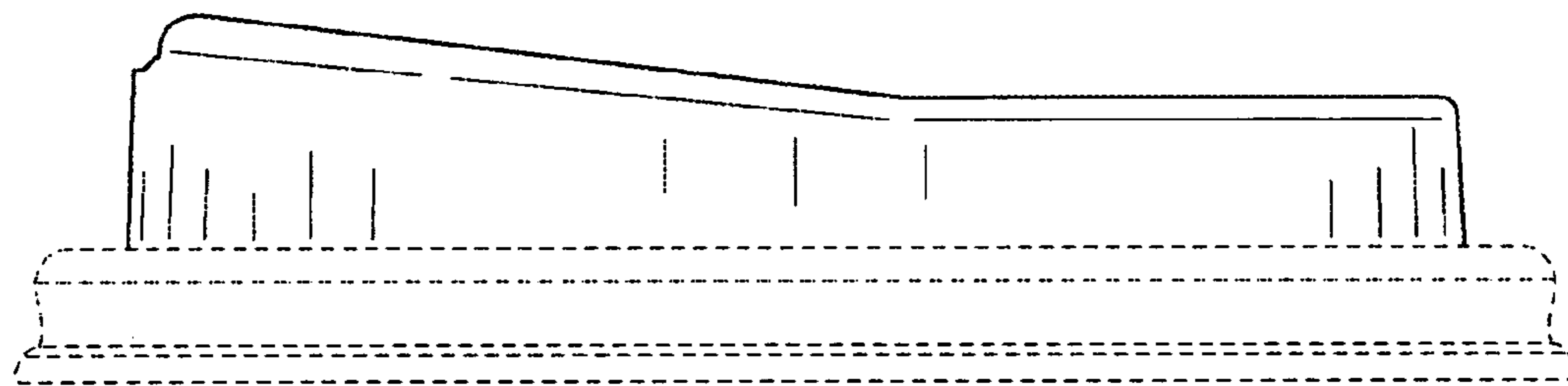


FIG. 5

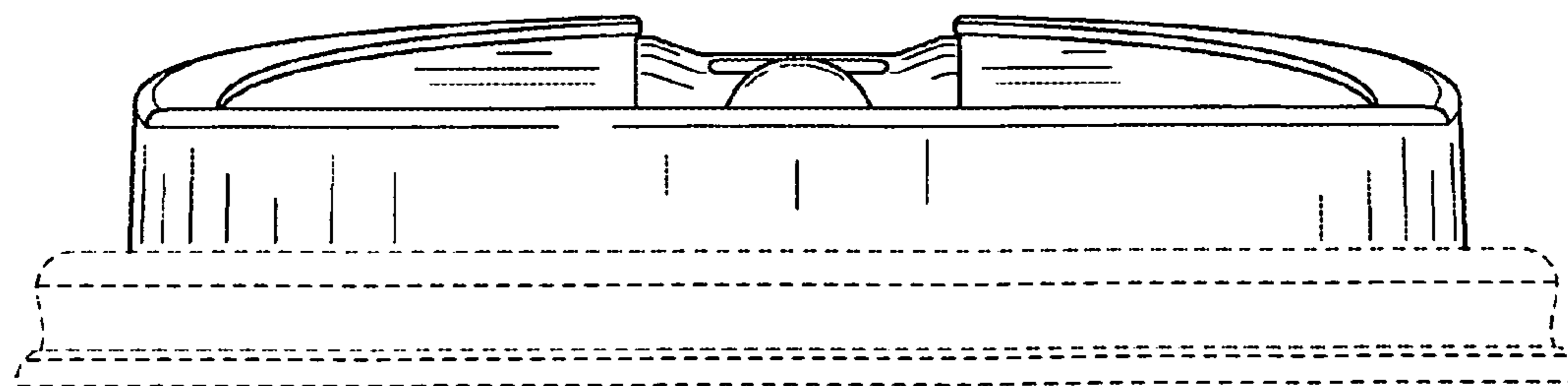


FIG. 6




FIG. 7




FIG. 8

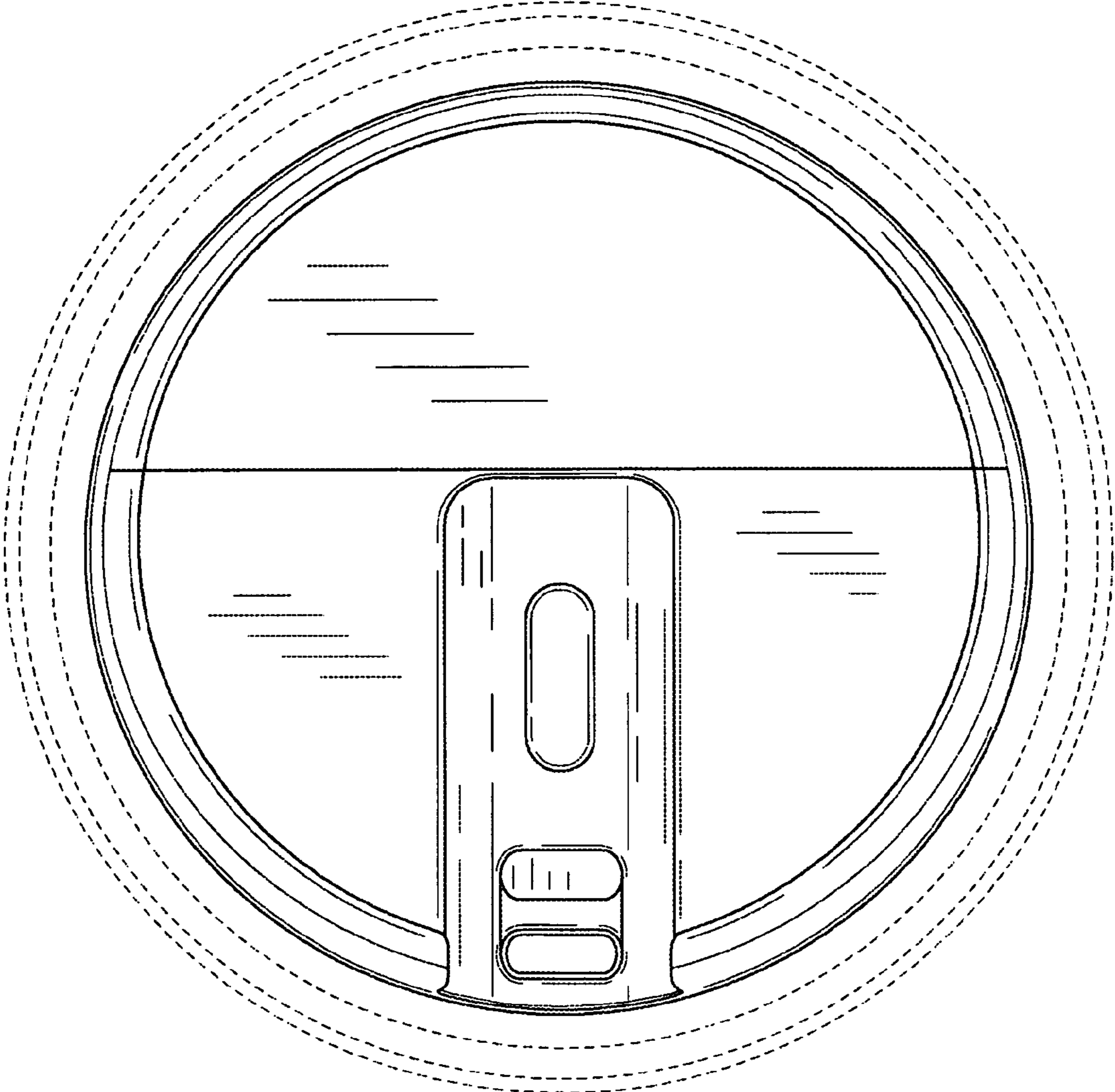


FIG. 9