

US00D591098S

(12) **United States Design Patent**
Bruce

(10) **Patent No.:** **US D591,098 S**
(45) **Date of Patent:** **** Apr. 28, 2009**

(54) **BEER KEG MULTIPLE BEVERAGE DISPENSER**

D492,877 S * 7/2004 Weseman D7/301
D521,304 S * 5/2006 Mandel D7/301
D551,486 S * 9/2007 Ford D7/301
D555,411 S * 11/2007 Schneider D7/301

(75) Inventor: **Travis Bruce**, Brooklyn, NY (US)

* cited by examiner

(73) Assignee: **Godinger Silver Art Co., Ltd.**,
Ridgewood, NY (US)

Primary Examiner—Marianne Pandozzi

(**) Term: **14 Years**

(74) *Attorney, Agent, or Firm*—Cohen Pontani Lieberman &
Pavane LLP

(21) Appl. No.: **29/292,599**

(57) **CLAIM**

(22) Filed: **Oct. 18, 2007**

The ornamental design for a beer keg multiple beverage dispenser, as shown and described.

(51) **LOC (9) Cl.** **07-01**

(52) **U.S. Cl.** **D7/301; D7/313; D7/307;**
D7/308

DESCRIPTION

(58) **Field of Classification Search** D7/313,
D7/301, 307, 308, 306, 312; 215/398; 222/608,
222/129.1–129.4

FIG. 1 is a front view of a beer keg multiple beverage dispenser showing my new design;

FIG. 2 is a top view thereof;

See application file for complete search history.

FIG. 3 is a right-side view thereof;

FIG. 4 is a rear view thereof;

(56) **References Cited**

U.S. PATENT DOCUMENTS

FIG. 5 is a bottom view thereof;

FIG. 6 is a front view of a beer keg multiple beverage dispenser showing a second embodiment of my new design, all other sides being the same except for the circumferential ribs; and,

FIG. 7 is a front view of the first embodiment in alternate position with the hoses removed from the nozzle.

The broken lines in the drawings are included for the purpose of illustration and form no part of the claimed design.

1,492,415	A	*	4/1924	Bell	220/687
D82,282	S	*	10/1930	Renfrew	D15/9.3
D89,598	S	*	4/1933	Stukes	D23/202
D89,754	S	*	5/1933	Griffin	D15/9.3
D169,793	S	*	6/1953	Katz	D7/313
3,129,730	A	*	4/1964	Simon	141/286
D237,556	S	*	11/1975	Schlaifer	D7/301
D248,658	S	*	7/1978	Buffington	D7/301
D253,464	S	*	11/1979	Elder	D11/157
D304,247	S	*	10/1989	Ross et al.	D30/102
D374,959	S	*	10/1996	Mull	D34/39

1 Claim, 6 Drawing Sheets

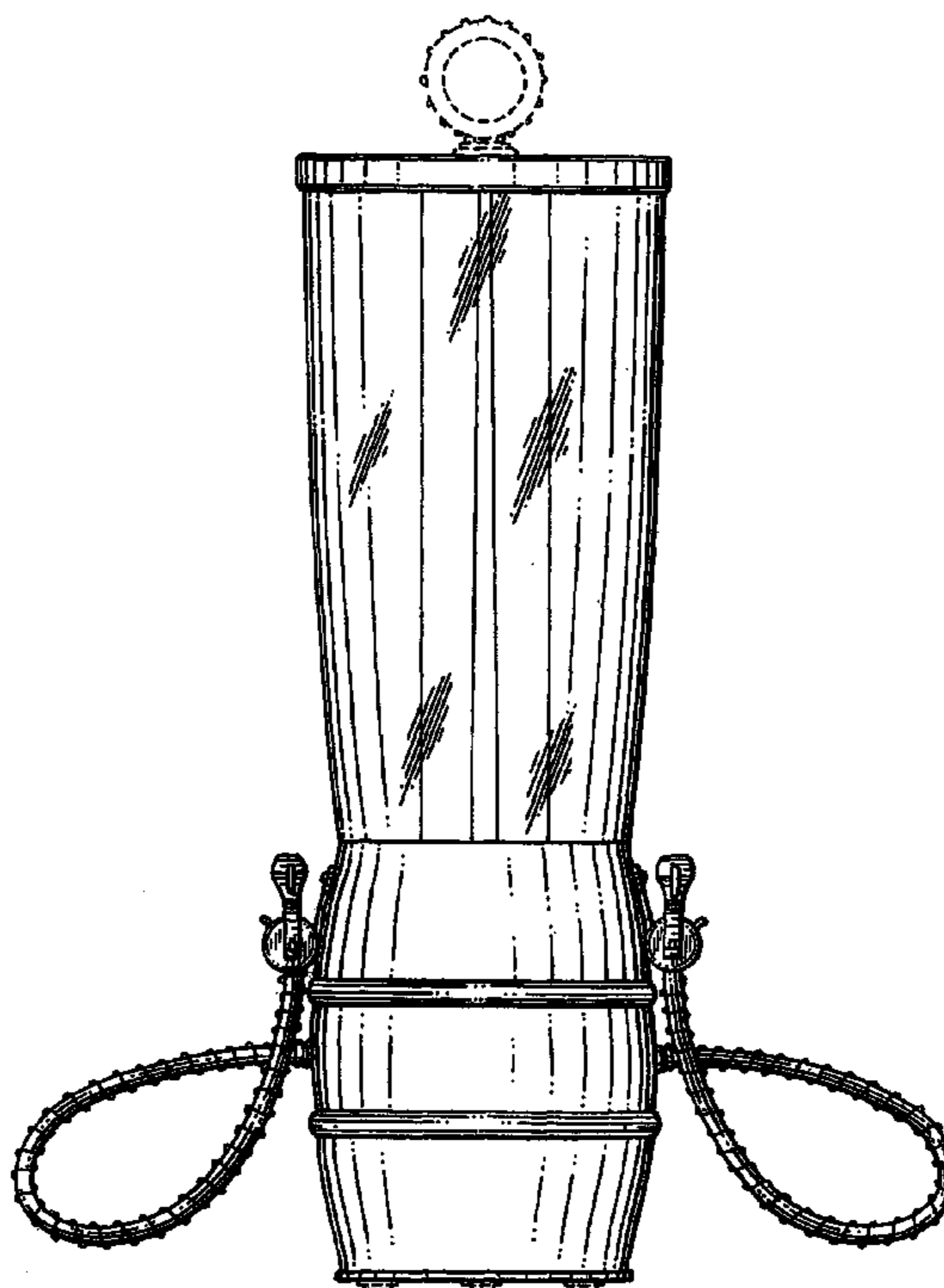
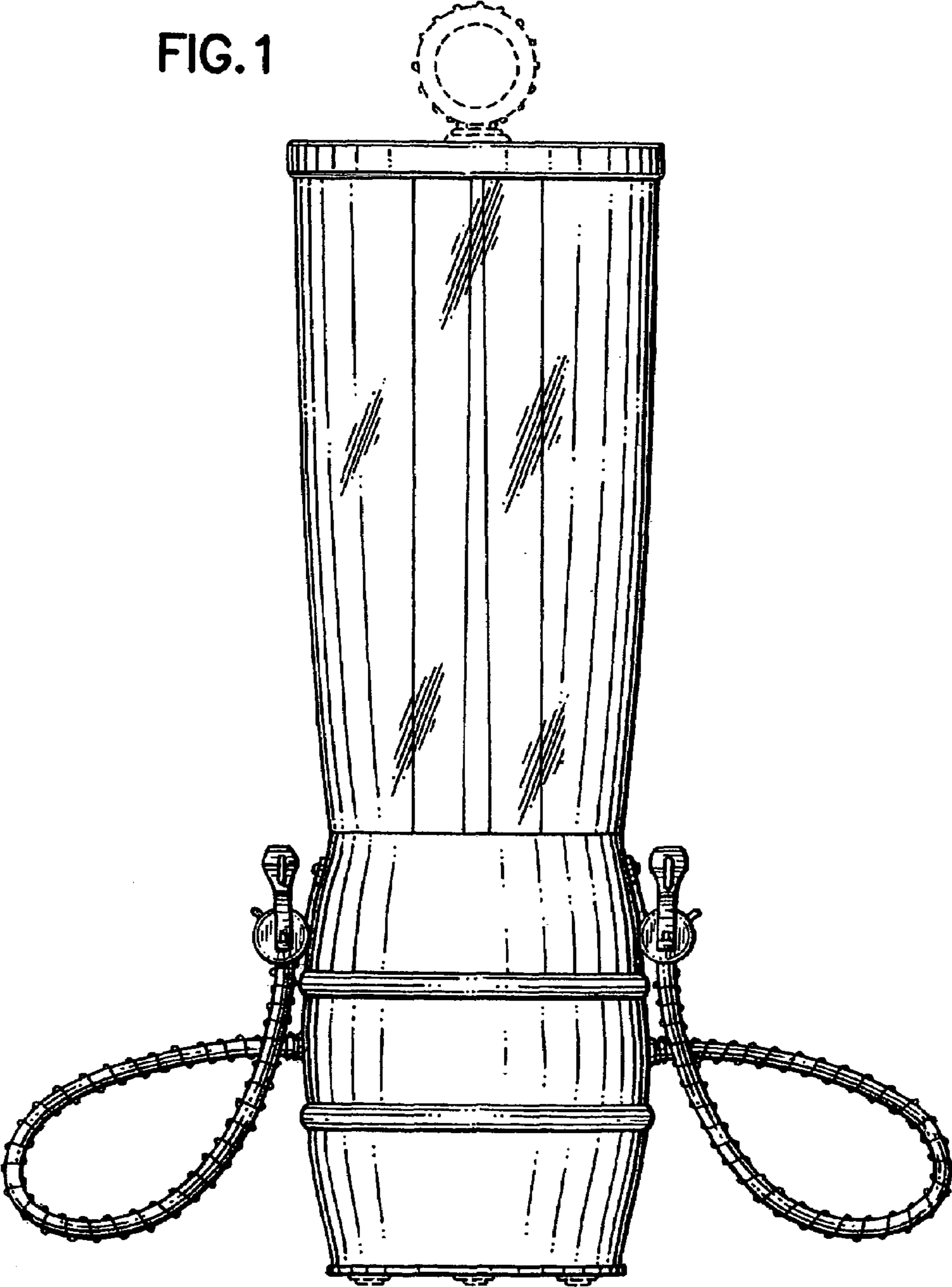


FIG. 1



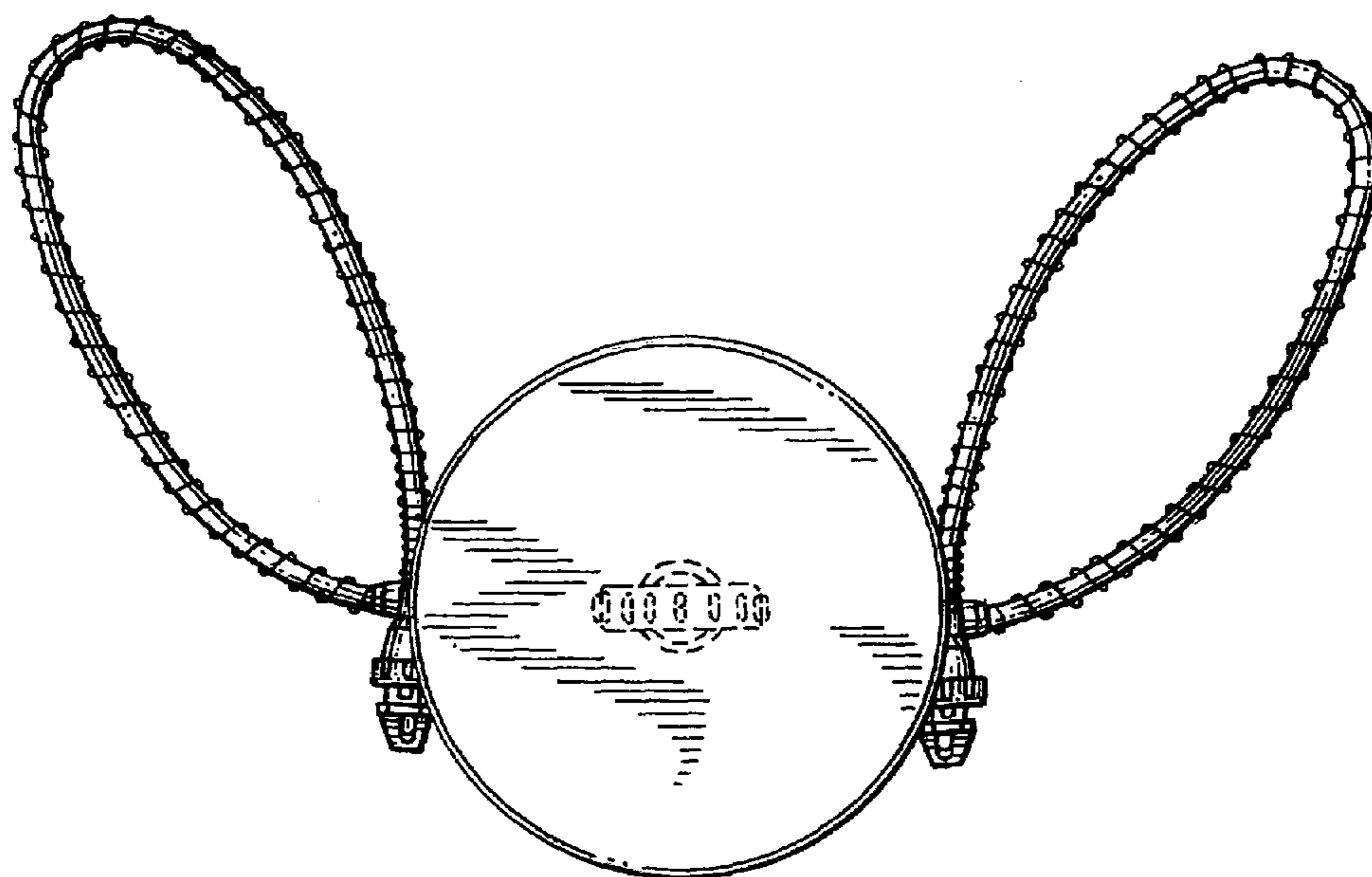
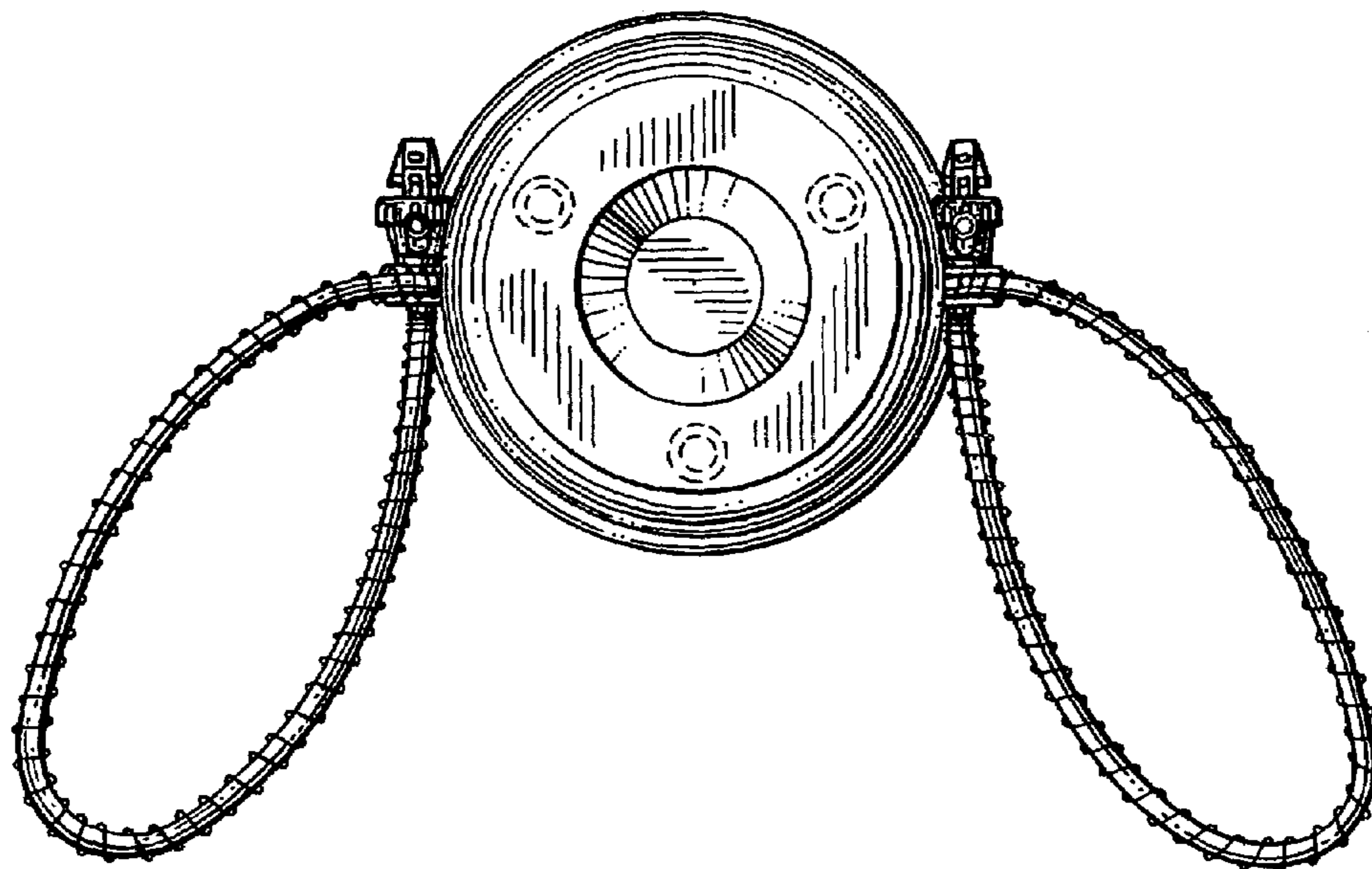


FIG. 2

FIG. 5






FIG.3

FIG. 4

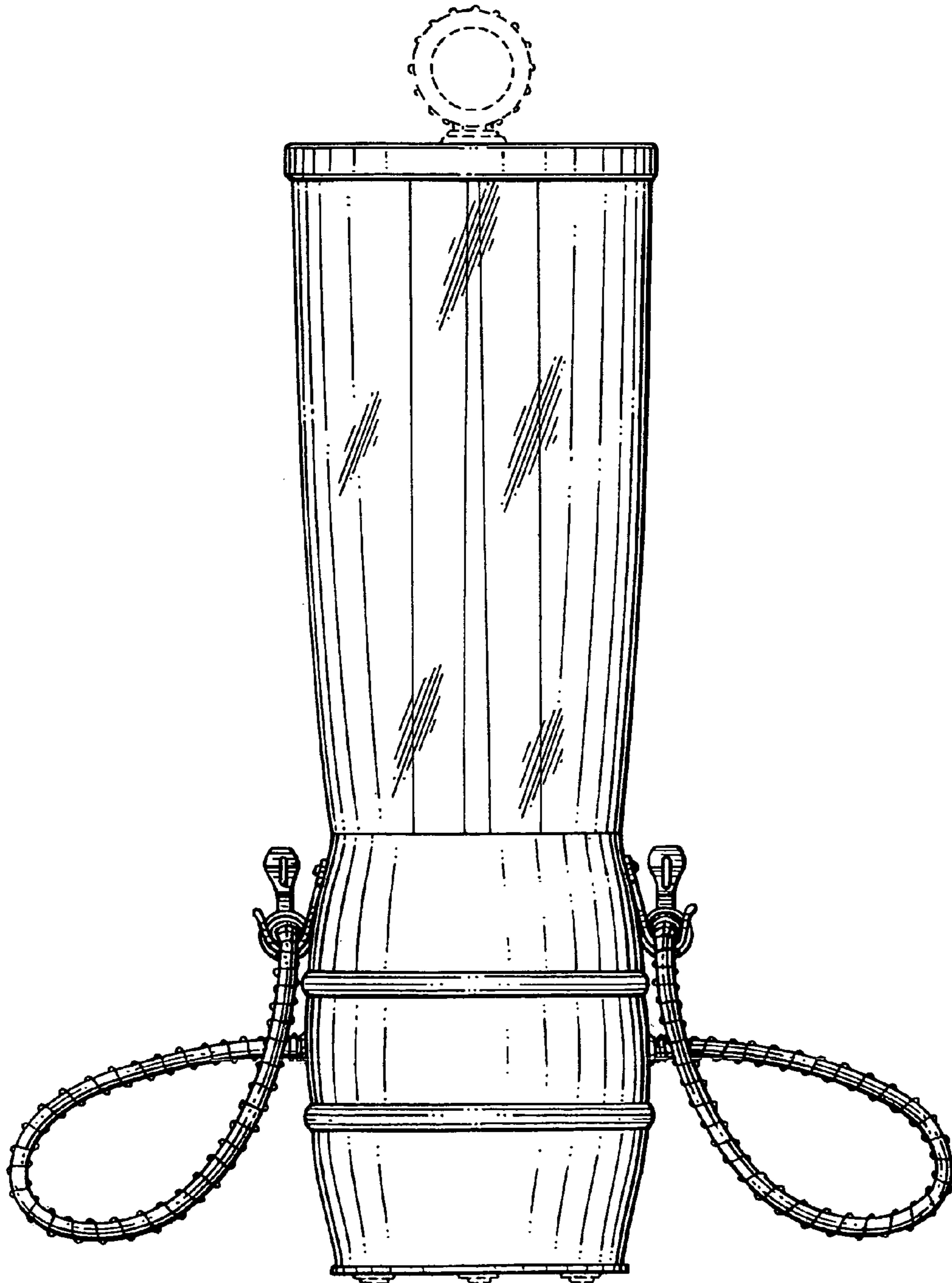


FIG.6

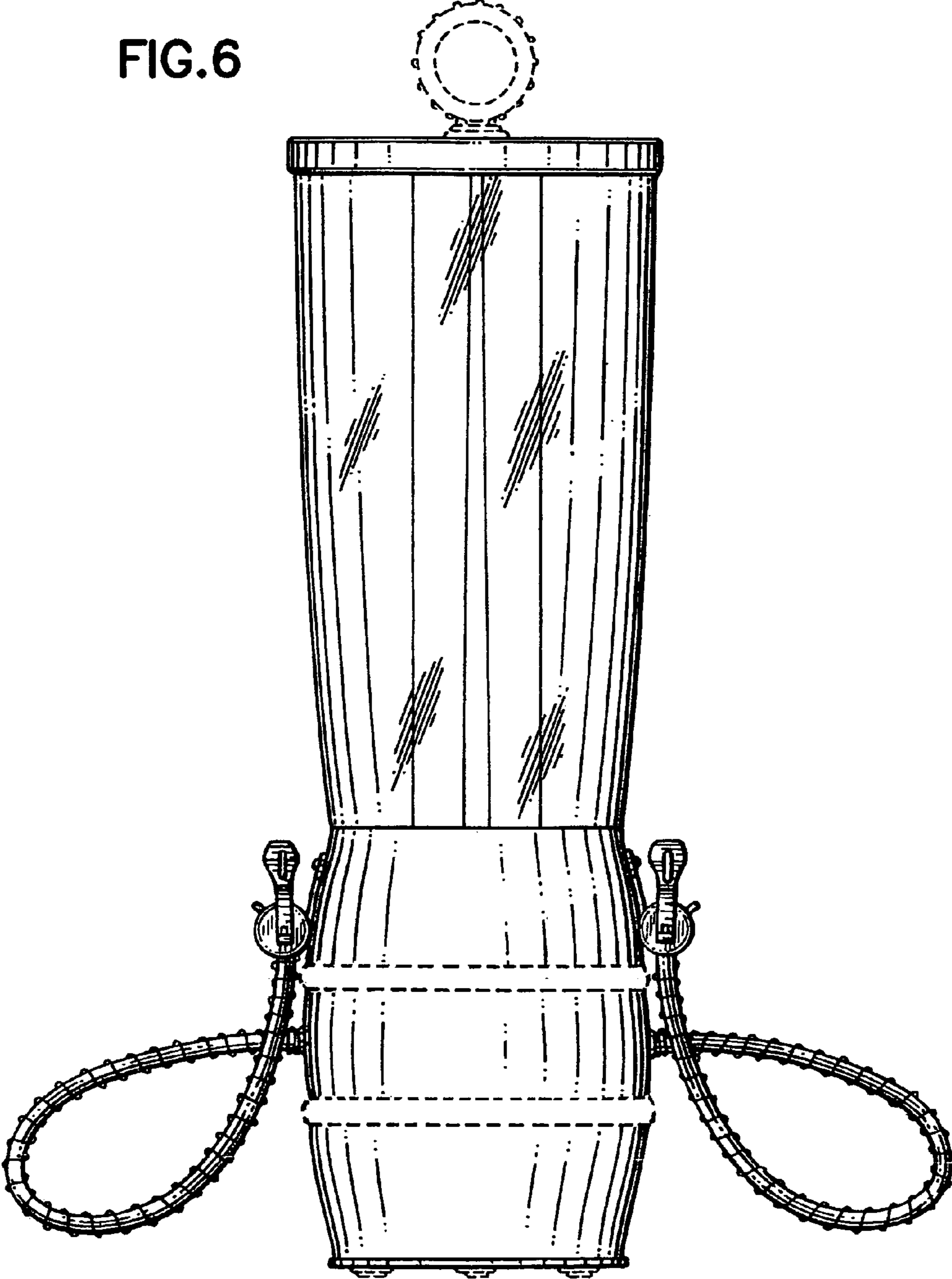


FIG. 7

