



US00D591097S

(12) **United States Design Patent**
DeLong

(10) **Patent No.:** **US D591,097 S**
(45) **Date of Patent:** **** Apr. 28, 2009**

(54) **CENTER FOLD CUSHION**

(57) **CLAIM**

(75) **Inventor:** **Carole E. DeLong**, Bloomfield Hills, MI (US)

The ornamental design for a center fold cushion, as shown and described.

(73) **Assignee:** **Arden Companies**, Southfield, MI (US)

DESCRIPTION

(**) **Term:** **14 Years**

FIG. 1 is a perspective view of a first embodiment of the center fold cushion of the present design;

(21) **Appl. No.:** **29/305,596**

FIG. 2 is a top view of the embodiment of FIG. 1;

(22) **Filed:** **Mar. 25, 2008**

FIG. 3 is a bottom plan view of the embodiment of FIG. 1;

(51) **LOC (9) Cl.** **06-09**

FIG. 4 is a front elevational view of the embodiment of FIG. 1;

(52) **U.S. Cl.** **D6/596; D6/601**

FIG. 5 is a rear elevational view of the embodiment of FIG. 1;

(58) **Field of Classification Search** D6/595-598,
D6/601-604, 606-608; 5/630, 636-638,
5/652, 652.1, 654, 655, 417-420; D21/803
See application file for complete search history.

FIG. 6 is a right side elevational view of the embodiment of FIG. 1;

FIG. 7 is a left side elevational view of the embodiment of FIG. 1;

(56) **References Cited**

FIG. 8 is a perspective view of a second embodiment of the center fold cushion of the present invention;

U.S. PATENT DOCUMENTS

FIG. 9 is a top view of the embodiment of FIG. 8;

D28,222 S * 2/1898 Clogg D6/595

FIG. 10 is a bottom plan view of the embodiment of FIG. 8;

D247,209 S * 2/1978 Woog D6/596

FIG. 11 is a front elevational view of the embodiment of FIG. 8;

D349,146 S * 7/1994 Mahler D21/809

FIG. 12 is a rear elevational view of the embodiment of FIG. 8;

D376,948 S * 12/1996 Sullins et al. D6/601

FIG. 13 is a right side elevational view of the embodiment of FIG. 8; and,

D403,548 S * 1/1999 Kachmar D6/601

FIG. 14 is a left side elevational view of the embodiment of FIG. 8.

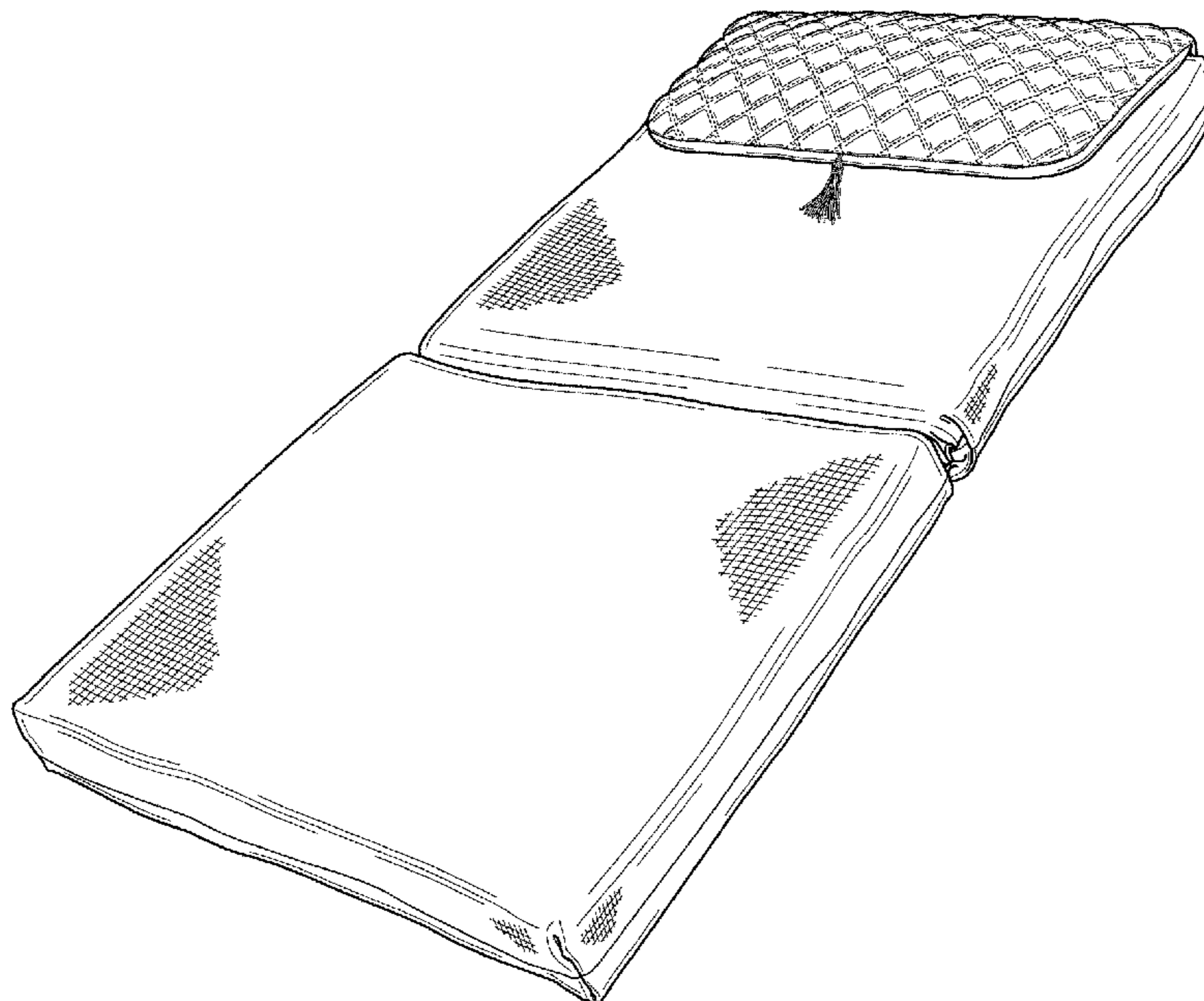
D557,965 S * 12/2007 Rybinski D6/601

* cited by examiner

The broken lines are for environmental purposes only and form no part of the claimed design.

Primary Examiner—Janice E Seeger
(74) *Attorney, Agent, or Firm*—Honigman Miller Schwartz & Cohn LLP

1 Claim, 8 Drawing Sheets



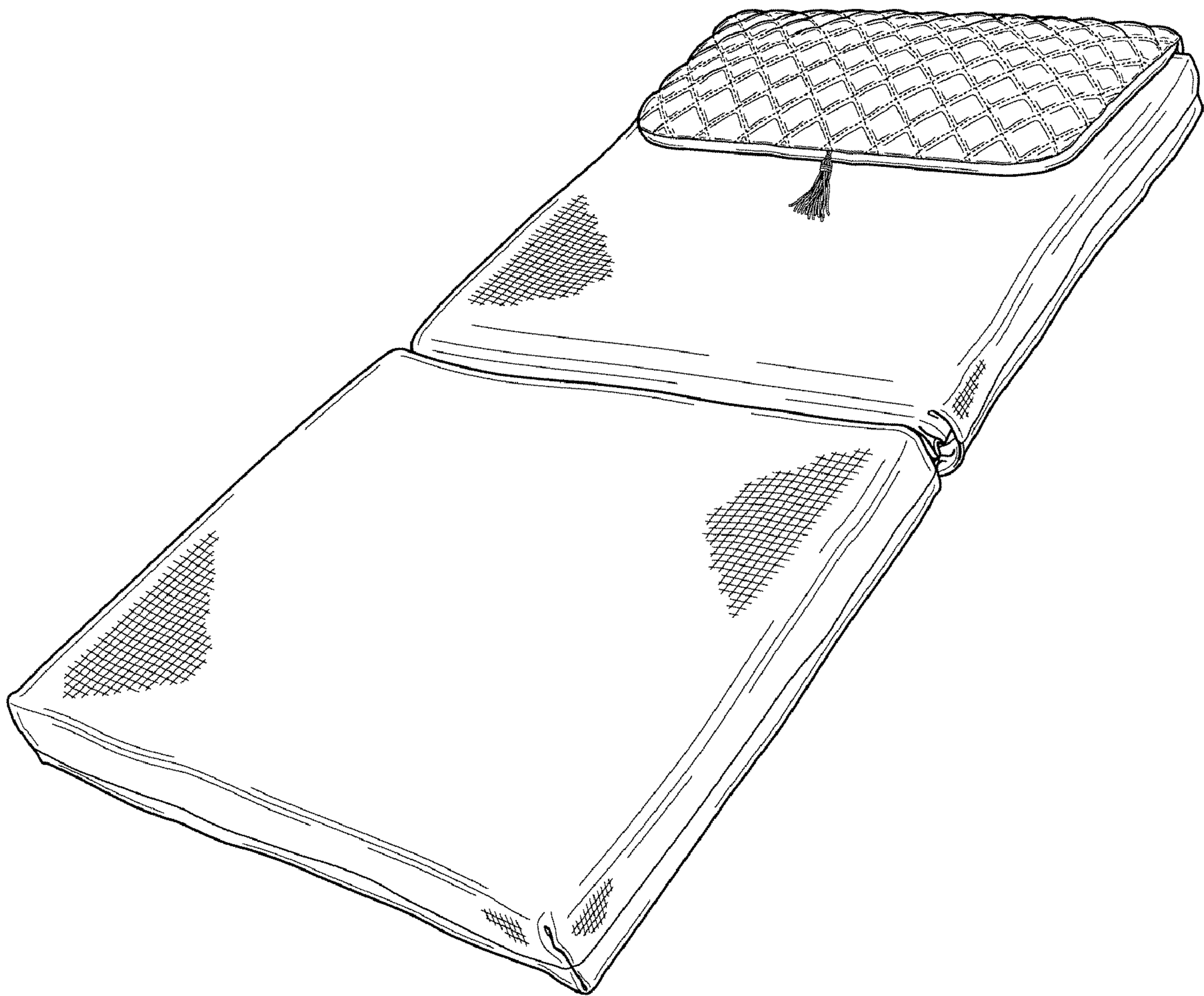


FIG. 1




FIG. 2




FIG. 3

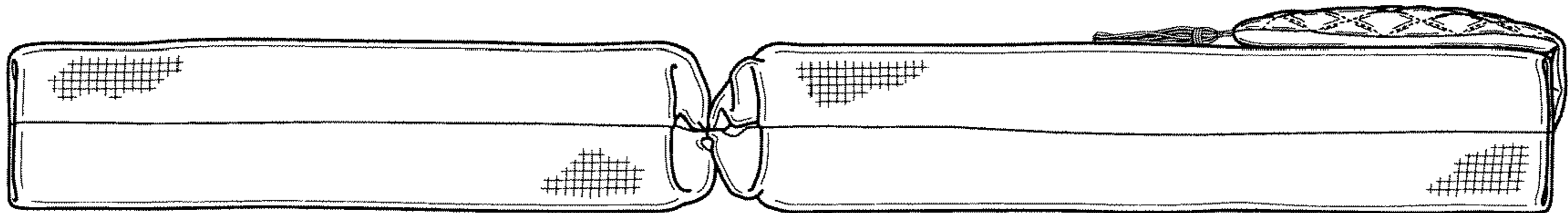


FIG. 4

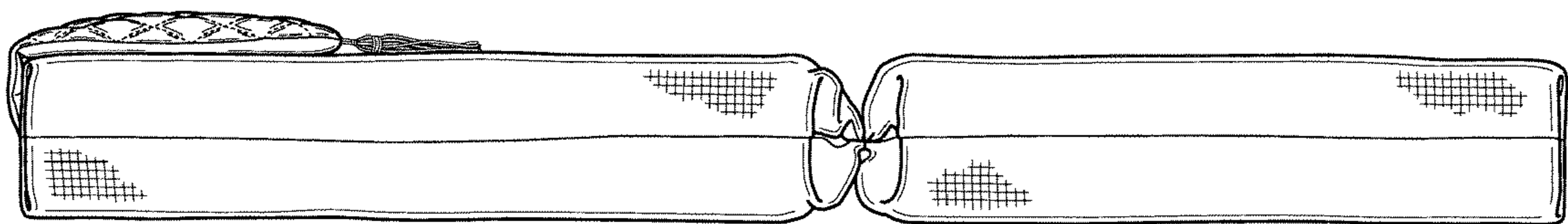


FIG. 5




FIG. 6

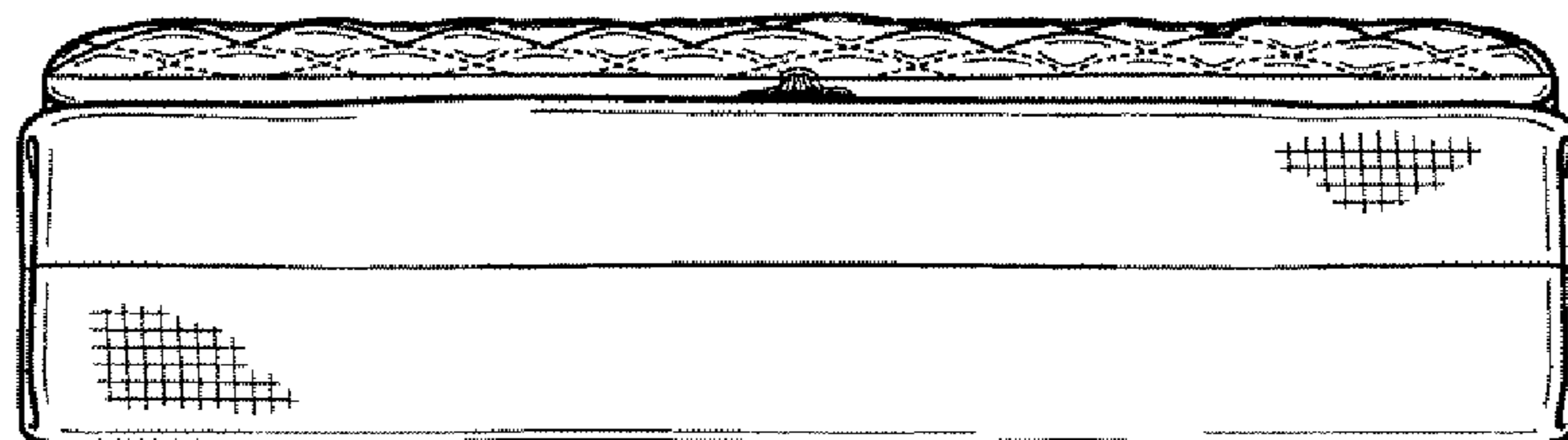


FIG. 7

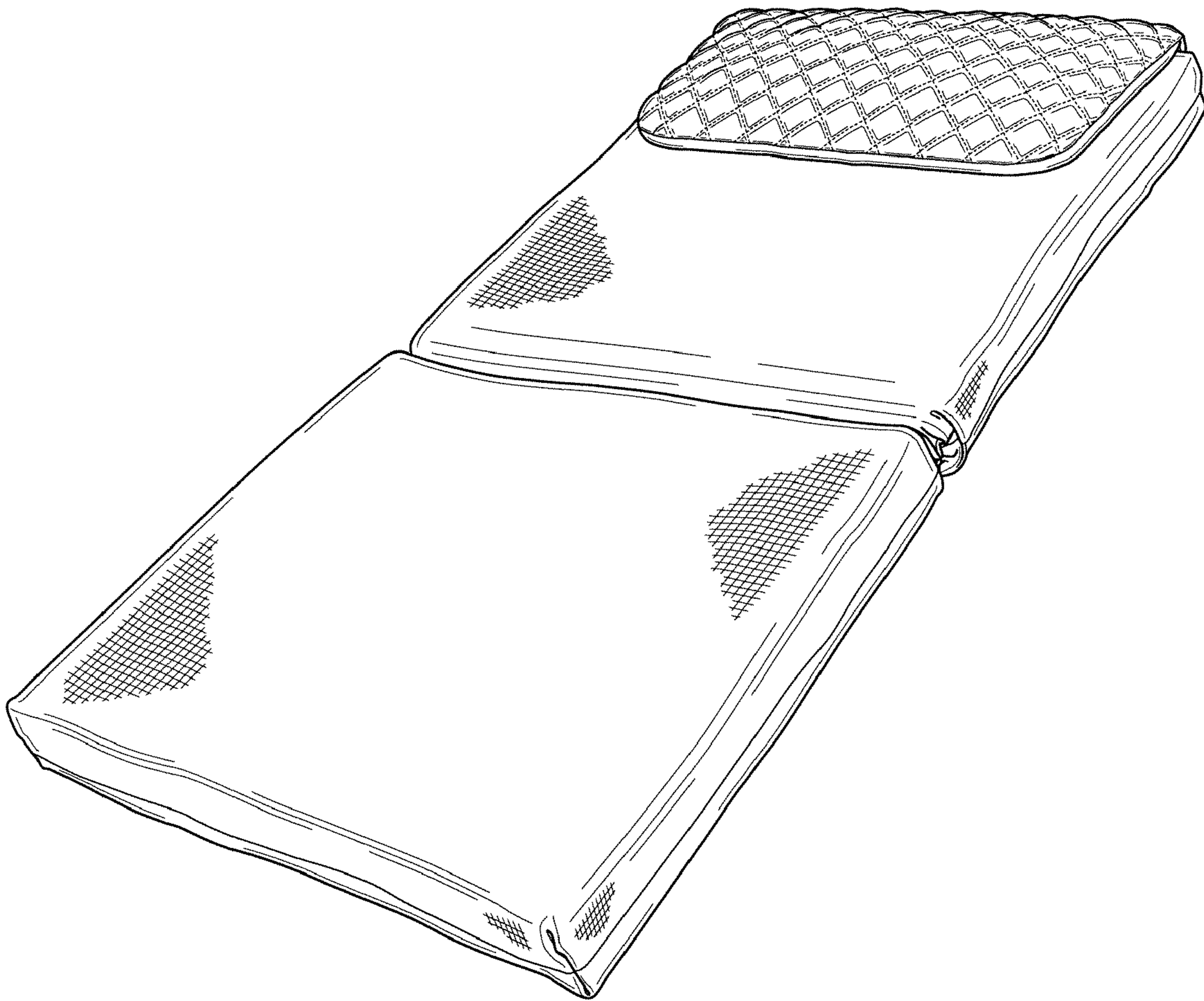


FIG. 8




FIG. 9




FIG. 10

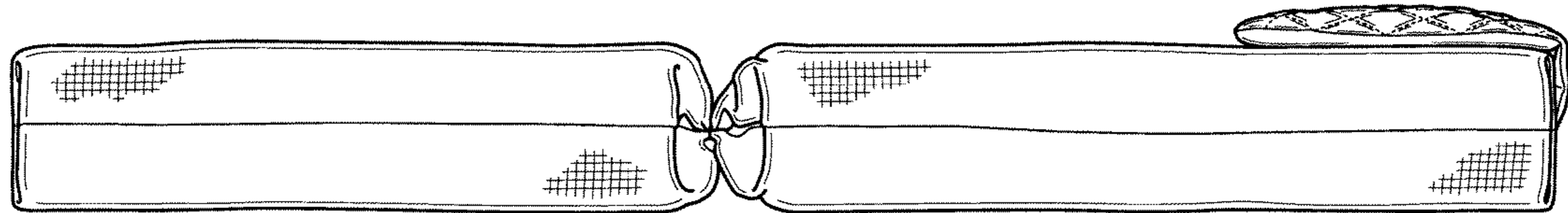


FIG. 11

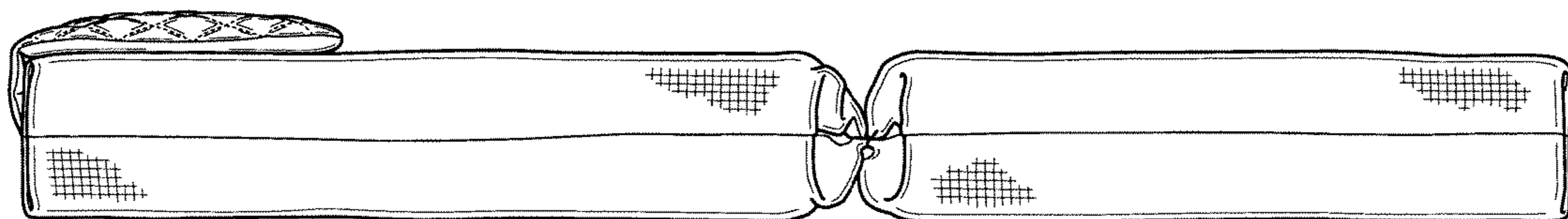


FIG. 12

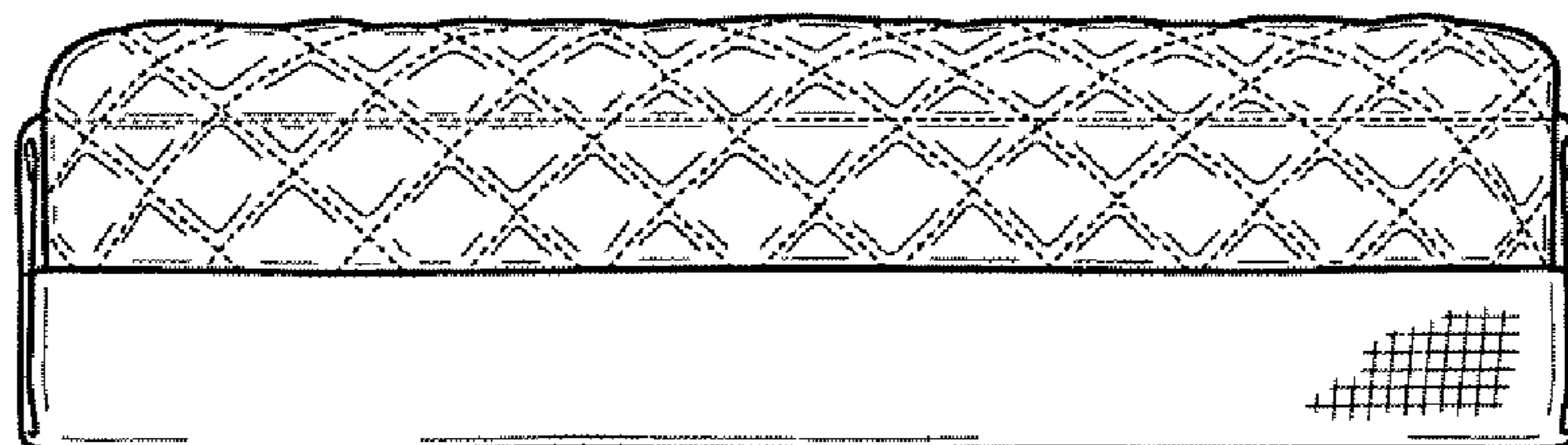


FIG. 13

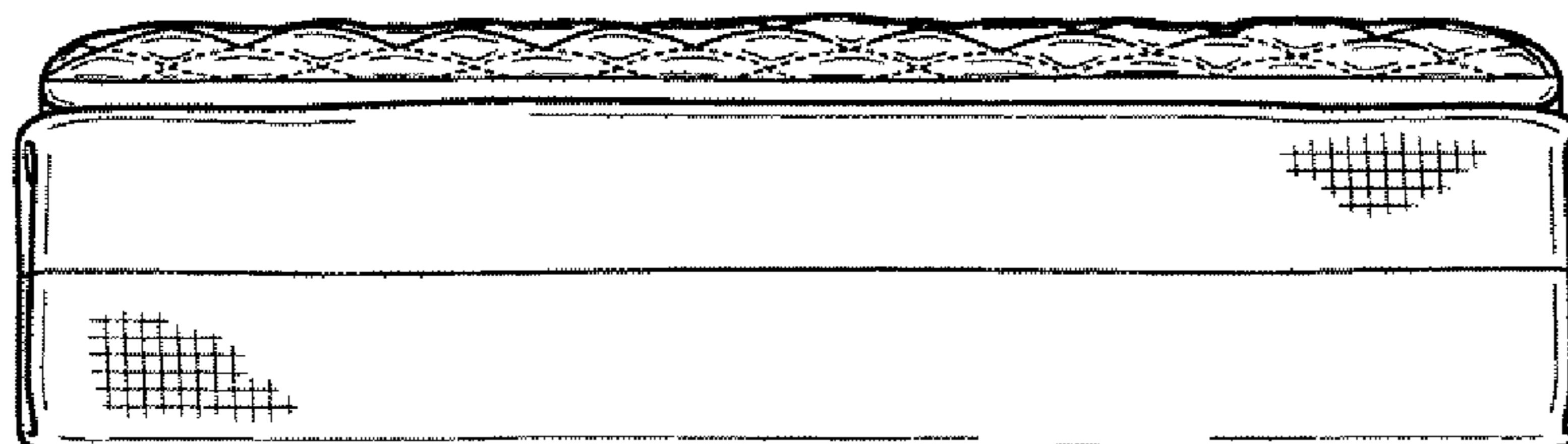


FIG. 14