

US00D591096S

(12) **United States Design Patent**
Lubart

(10) **Patent No.:** **US D591,096 S**
(45) **Date of Patent:** **** Apr. 28, 2009**

(54) **SLIP-RESISTANT FLOOR MAT**

(75) Inventor: **Randy Lubart**, Palm Beach Gardens,
FL (US)

(73) Assignee: **Shoes For Crews, LLC**, West Palm
Beach, FL (US)

(**) Term: **14 Years**

(21) Appl. No.: **29/305,632**

(22) Filed: **Mar. 25, 2008**

(51) **LOC (9) Cl.** **06-11**

(52) **U.S. Cl.** **D6/582**

(58) **Field of Classification Search** D6/582,
D6/583, 584, 585, 586, 587, 588, 589, 590,
D6/591, 592, 593, 594; D12/203, 221, 579;
52/177; 264/132; 428/45, 88, 95, 131, 172,
428/192; D21/686; 482/23; D5/37, 41;
D30/158; 119/498; 156/73.1; 442/32

See application file for complete search history.

(56) **References Cited**

U.S. PATENT DOCUMENTS

D194,905 S *	4/1963	Brock	D6/582
D238,538 S *	1/1976	Smith	D6/582
D274,588 S *	7/1984	Swanson et al.	D6/582
D279,750 S *	7/1985	Zeischegge et al.	D6/582
4,828,898 A *	5/1989	Bailey	428/88
D333,645 S *	3/1993	Tyler	D12/221
D355,807 S *	2/1995	O'Rourke	D6/582

D356,228 S *	3/1995	Sano	D6/583
D356,709 S *	3/1995	Scott	D6/585
5,613,332 A *	3/1997	Saylor, Jr.	52/177
5,658,637 A *	8/1997	Volz	428/95
D404,236 S *	1/1999	Bergwall et al.	D6/582
6,036,902 A *	3/2000	Wang	264/132
D497,277 S *	10/2004	Ruhl et al.	D6/582
6,878,430 B2 *	4/2005	Milewski et al.	428/131
D539,717 S *	4/2007	Hussaini et al.	D12/203
D543,765 S *	6/2007	Allen	D6/582
2006/0029776 A1 *	2/2006	Wang	428/172

* cited by examiner

Primary Examiner—Robert M Spear

Assistant Examiner—Barbara B Lohr

(74) *Attorney, Agent, or Firm*—McHale & Slavin, P.A.

(57) **CLAIM**

The ornamental design for a slip-resistant floor mat, as shown and described.

DESCRIPTION

FIG. 1 is a top perspective view of the slip-resistant floor mat of the instant invention;

FIG. 2 is a top view thereof;

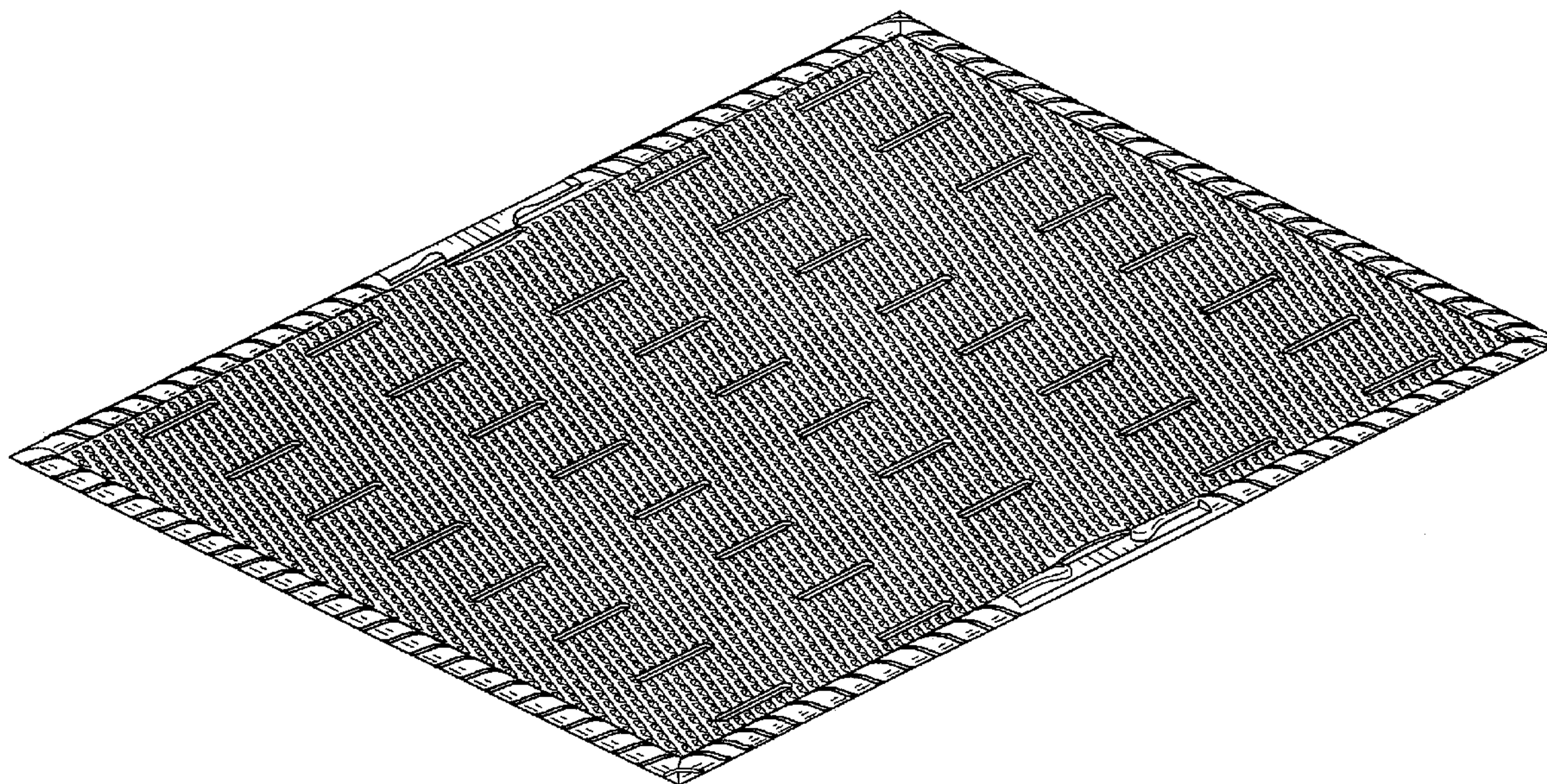
FIG. 3 is a front elevational view thereof;

FIG. 4 is a rear elevational view thereof;

FIG. 5 is a right elevational view thereof; and,

FIG. 6 is a left elevational view thereof.

1 Claim, 4 Drawing Sheets



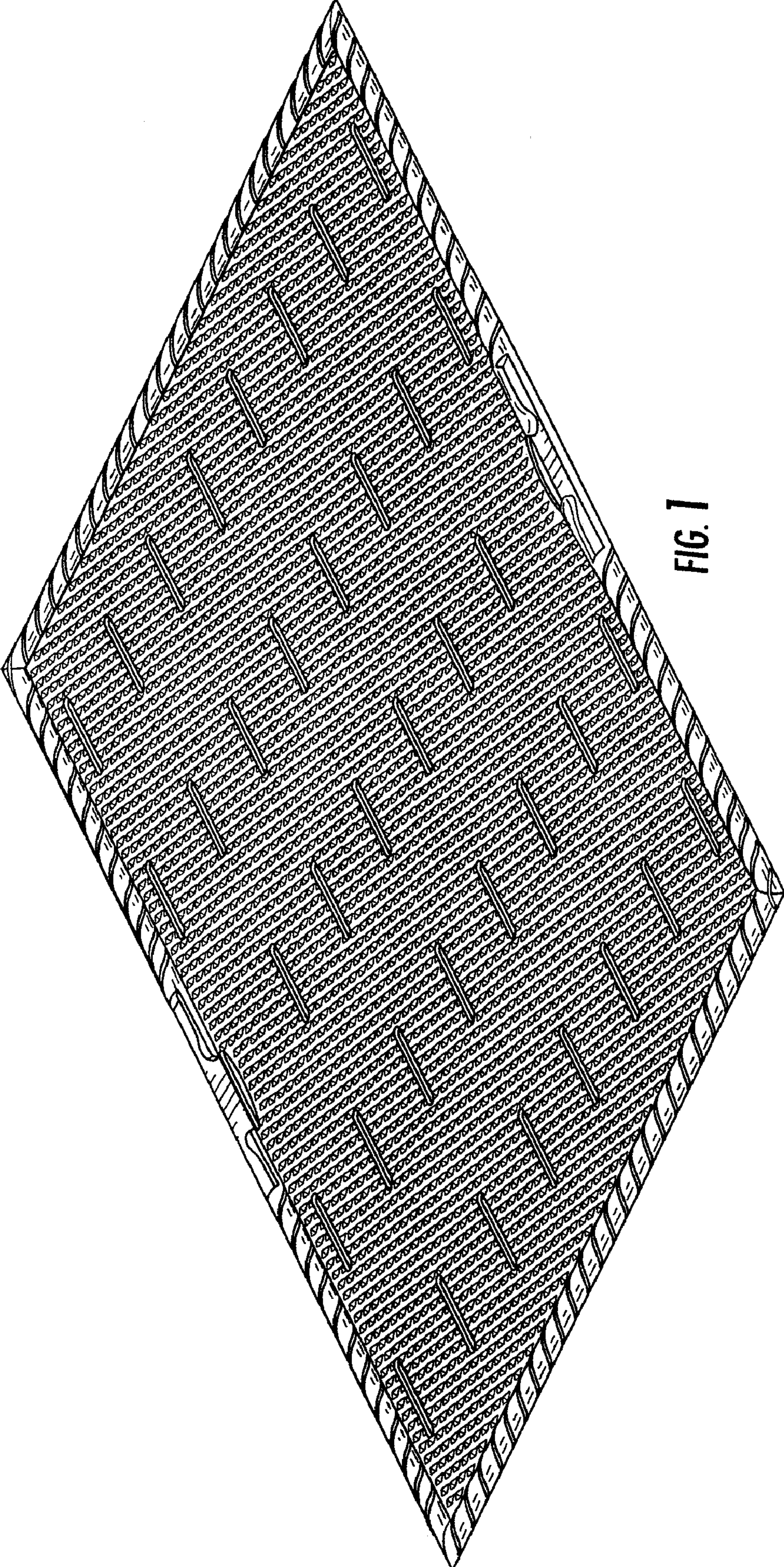


FIG. 1

FIG. 2






FIG. 3



FIG. 4



FIG. 5



FIG. 6