

US00D591085S

(12) **United States Design Patent**
Burns

(10) **Patent No.:** **US D591,085 S**

(45) **Date of Patent:** **** Apr. 28, 2009**

(54) **JEWELRY DISPLAY STAND**

(76) **Inventor:** **Gary Burns**, 12938 Pimperl Way, San Diego, CA (US) 92129

(**) **Term:** **14 Years**

(21) **Appl. No.:** **29/308,820**

(22) **Filed:** **Jul. 10, 2008**

(51) **LOC (9) Cl.** **06-04**

(52) **U.S. Cl.** **D6/468**

(58) **Field of Classification Search** D6/468,
D6/462, 449, 464, 630, 474, 470; 141/390;
211/13.1, 70.6, 72, 73, 78, 85, 135, 181.1,
211/182, 49.1, 132.1, 149, 106; 248/371
See application file for complete search history.

(56) **References Cited**

U.S. PATENT DOCUMENTS

4,175,602	A	*	11/1979	Cavalari et al.	141/390
4,406,372	A		9/1983	Bell		
D317,095	S	*	5/1991	Albers et al.	D6/464
D338,117	S	*	8/1993	Caldwell et al.	D6/468
D338,575	S		8/1993	Takaya		
5,242,048	A		9/1993	Ellingsworth		

D442,007	S	*	5/2001	Lin	D6/630
D468,559	S	*	1/2003	Hollingsworth	D6/468
D532,218	S	*	11/2006	Caldwell et al.	D6/468
D573,811	S	*	7/2008	Weigand	D6/468

* cited by examiner

Primary Examiner—Caron Veynar
Assistant Examiner—Sydney R Buffalow


(57) **CLAIM**

The ornamental design for a jewelry display stand, as shown and described.

DESCRIPTION

FIG. 1 is a perspective view of a jewelry display stand showing my new design;
FIG. 2 is a front elevational view thereof;
FIG. 3 is a rear elevational view thereof;
FIG. 4 is a left side elevational thereof;
FIG. 5 is a right side elevational view thereof;
FIG. 6 is a top plan view thereof; and,
FIG. 7 is a bottom plan view thereof.

1 Claim, 2 Drawing Sheets






Fig. 1

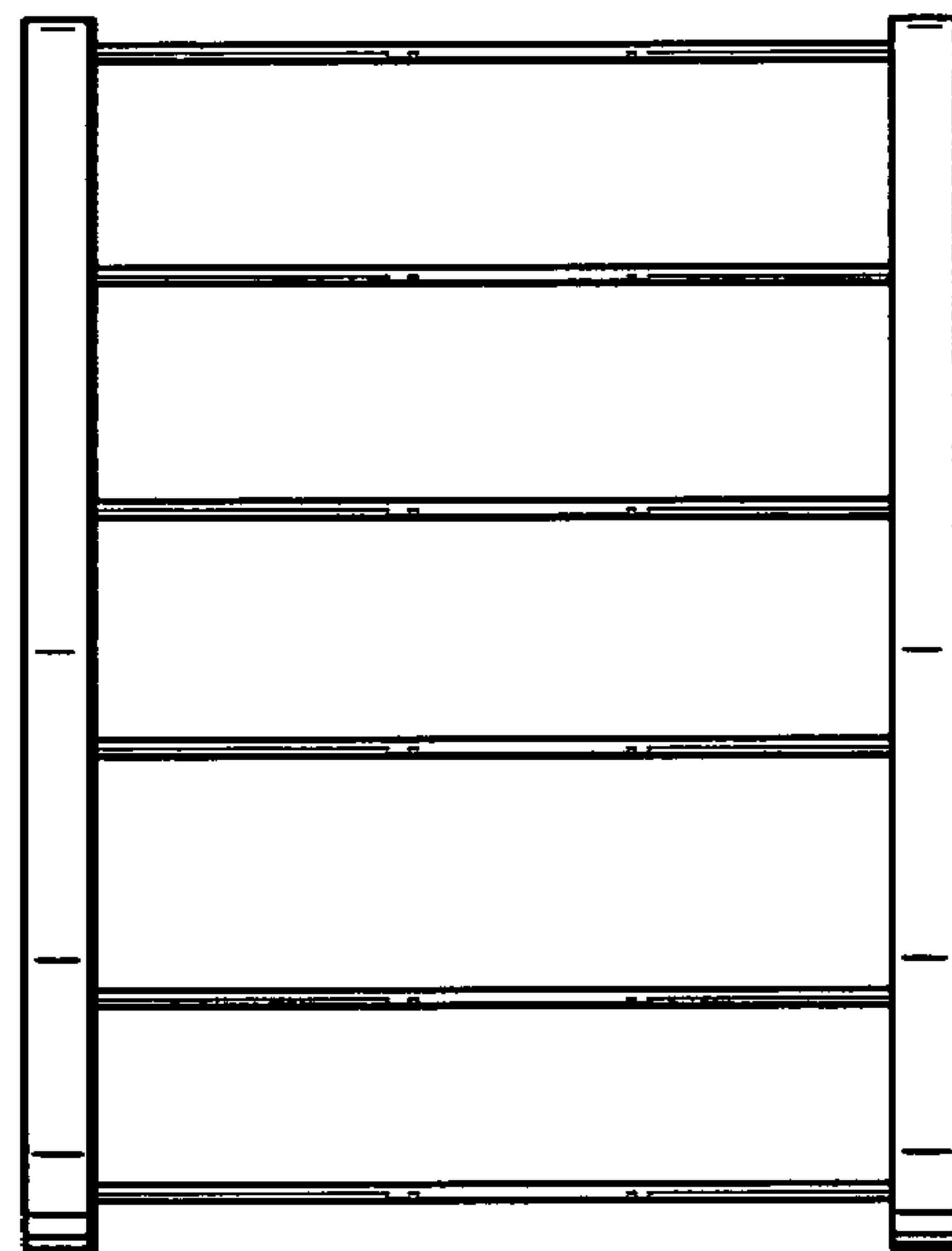


Fig. 2

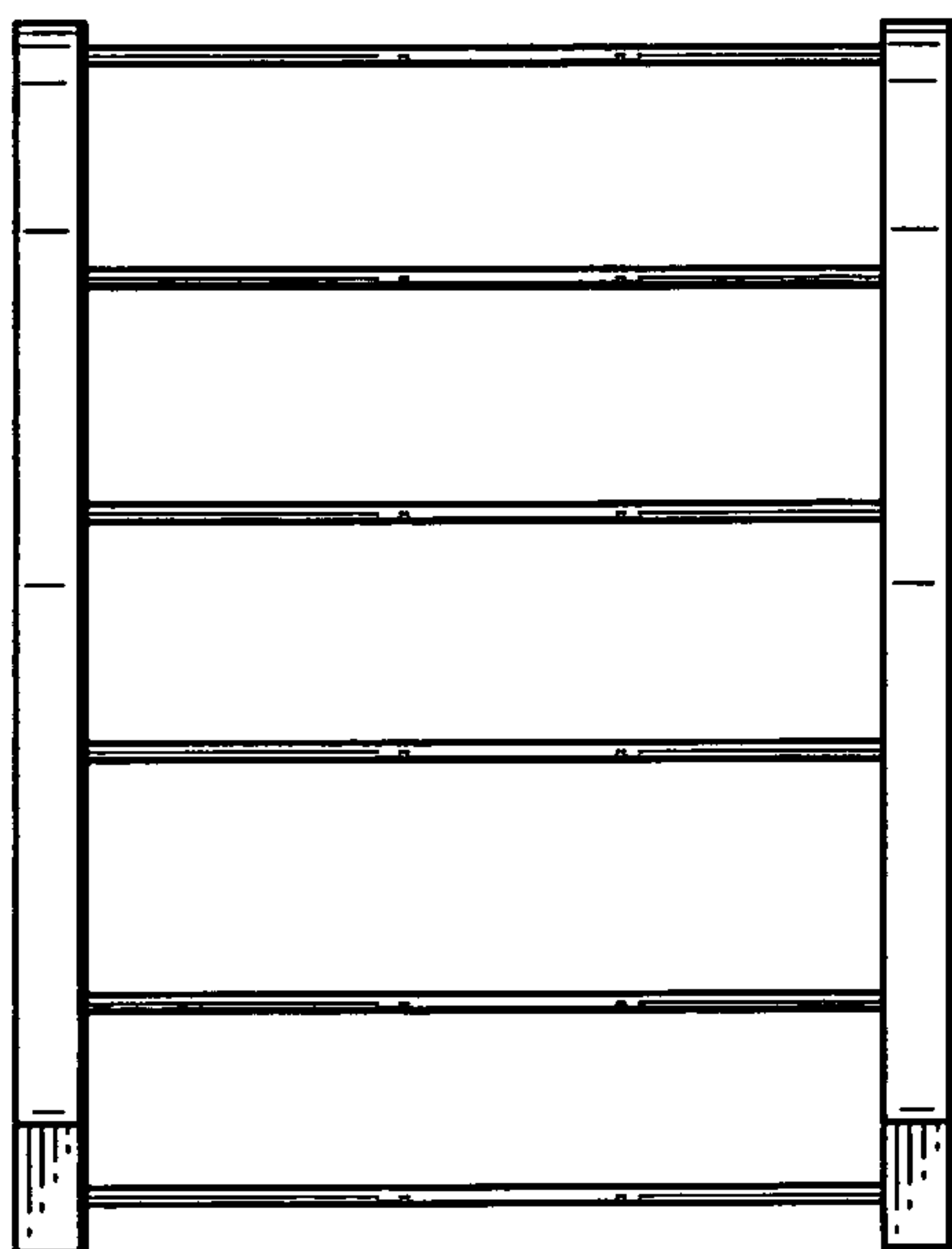


Fig. 3

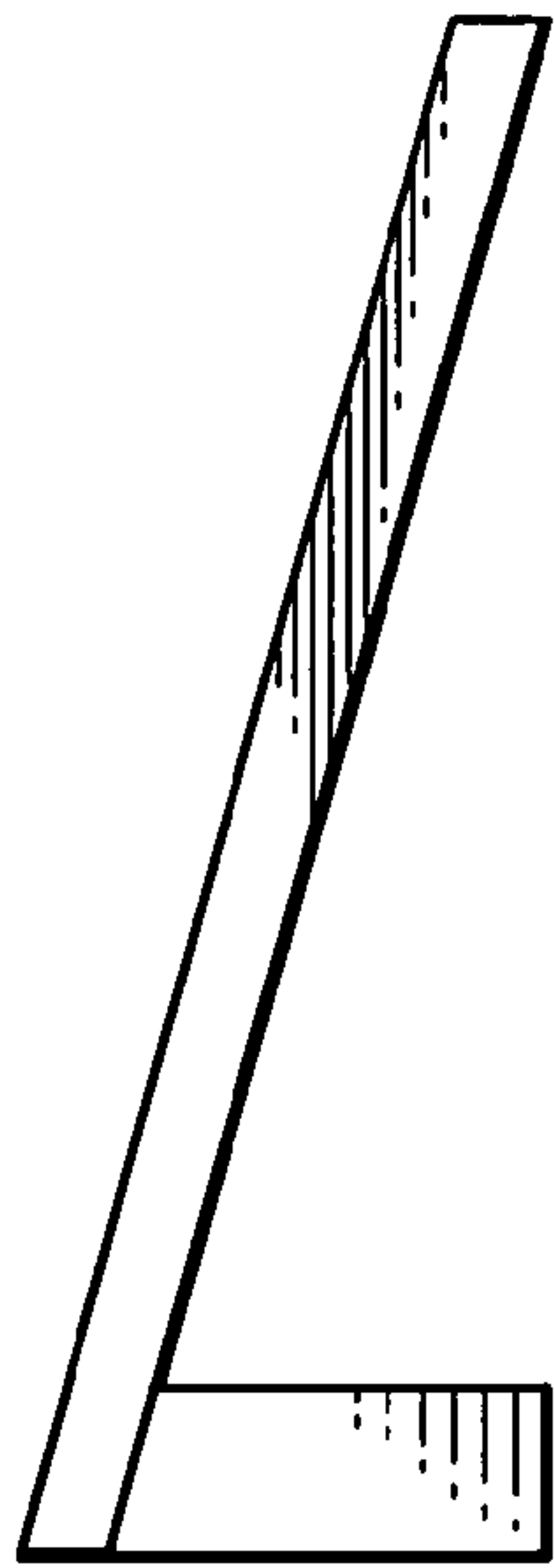


Fig. 4

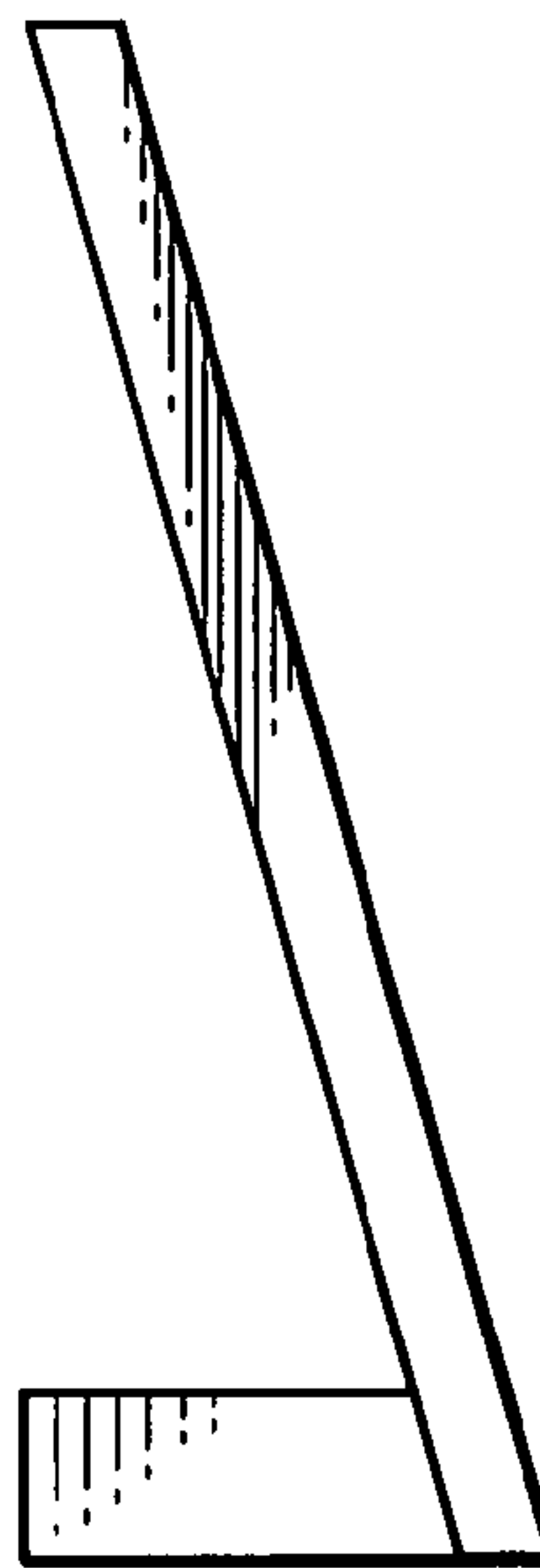


Fig. 5

Fig. 6




Fig. 7

