

US00D591078S

(12) **United States Design Patent**
Singler et al.

(10) **Patent No.:** **US D591,078 S**

(45) **Date of Patent:** **** Apr. 28, 2009**

(54) **DISPLAY STRUCTURE**

(75) Inventors: **Ronald David Singler**, Seattle, WA
(US); **Christian John Jochman**, Seattle,
WA (US)

(73) Assignee: **Microsoft Corporation**, Redmond, WA
(US)

(**) Term: **14 Years**

(21) Appl. No.: **29/320,547**

(22) Filed: **Jun. 27, 2008**

(51) **LOC (9) Cl.** **06-04**

(52) **U.S. Cl.** **D6/432**

(58) **Field of Classification Search** D6/396,
D6/431-450, 470-474, 477-479; D23/271;
D34/14; D99/28; 211/42, 74, 90.01, 133.1,
211/41.4; 312/7.2, 9.1, 107-108, 117-118,
312/204, 224, 237, 257.1, 241, 278-279
See application file for complete search history.

(56) **References Cited**

U.S. PATENT DOCUMENTS

D144,844 S *	5/1946	Dunham	D6/474
D218,325 S *	8/1970	Sherman	D6/431
D249,900 S *	10/1978	Lee	D99/28
D250,868 S *	1/1979	Ornatek	D6/445
D272,291 S *	1/1984	Hauser et al.	D99/28

D288,997 S *	3/1987	Kraynak	D6/474
D323,944 S *	2/1992	Maas	D6/436
5,577,817 A *	11/1996	Reynolds	312/107
D501,284 S *	1/2005	Mount	D34/14
D567,535 S *	4/2008	Hentschker	D6/436
D579,229 S *	10/2008	De La Serve et al.	D6/396
D582,125 S *	12/2008	Kang et al.	D99/28

* cited by examiner

Primary Examiner—Caron Veynar

Assistant Examiner—Ricky Pham

(74) *Attorney, Agent, or Firm*—Banner & Witcoff, Ltd.

(57) **CLAIM**

The ornamental design for a display structure, as shown and described.

DESCRIPTION

FIG. 1 is a front perspective view of the display structure showing the new design;

FIG. 2 is a front view thereof;

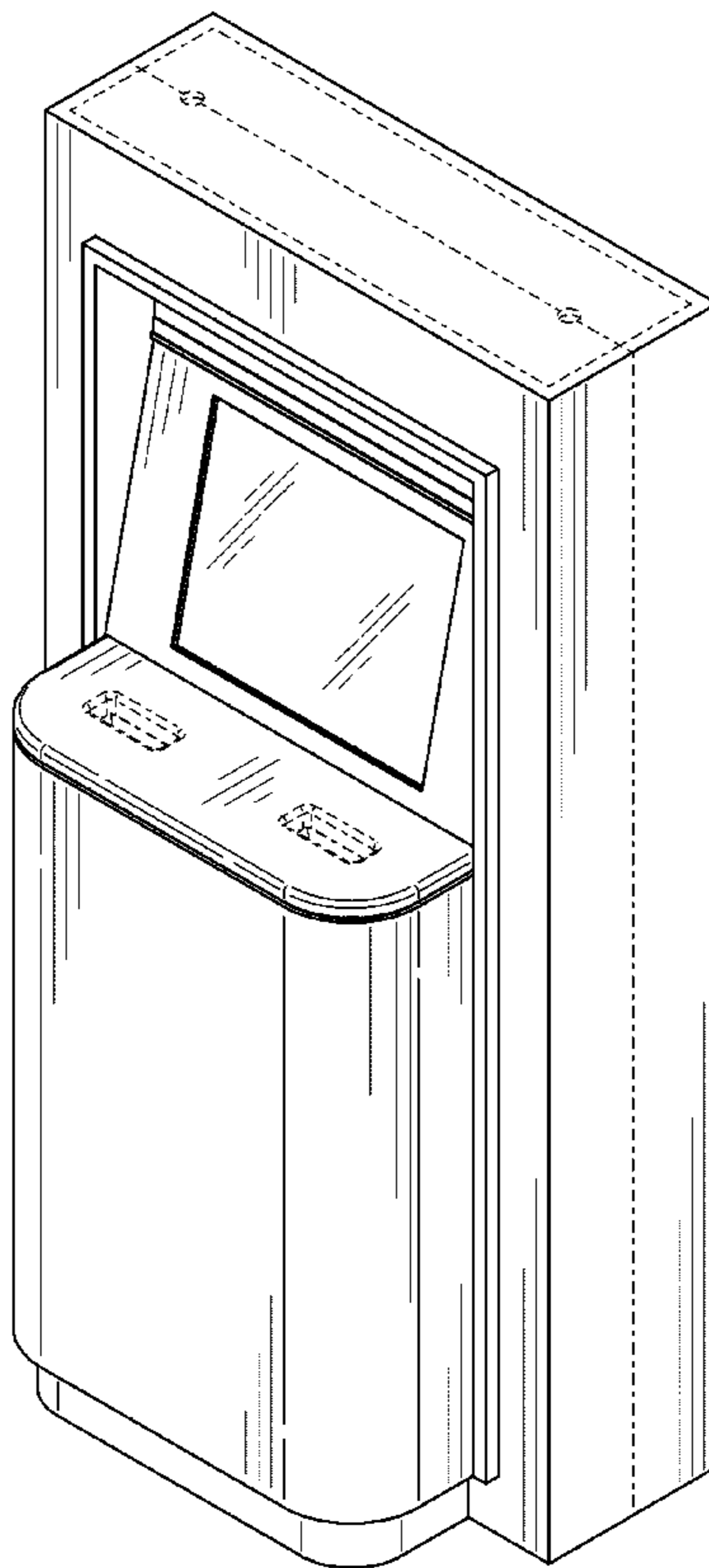
FIG. 3 is a right side view thereof;

FIG. 4 is a left side view thereof; and,

FIG. 5 is a top view thereof.

The broken line showing of various regions and the unshaded areas there within are for illustrative purposes only and forms no part of the claimed design.

1 Claim, 4 Drawing Sheets






FIG. 1




FIG. 2

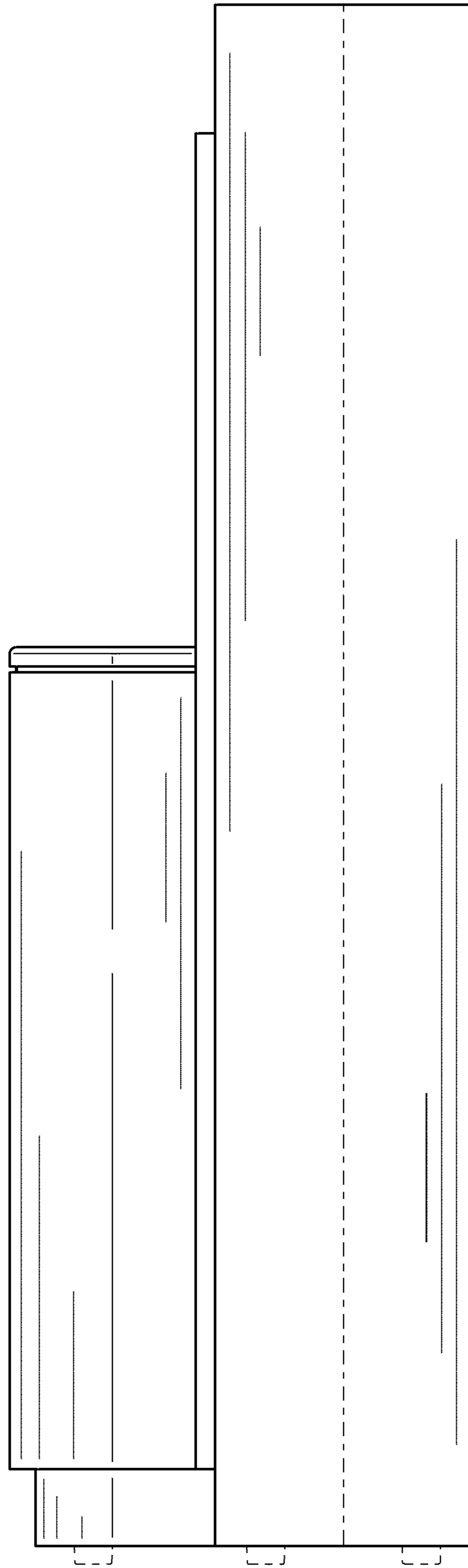


FIG. 3

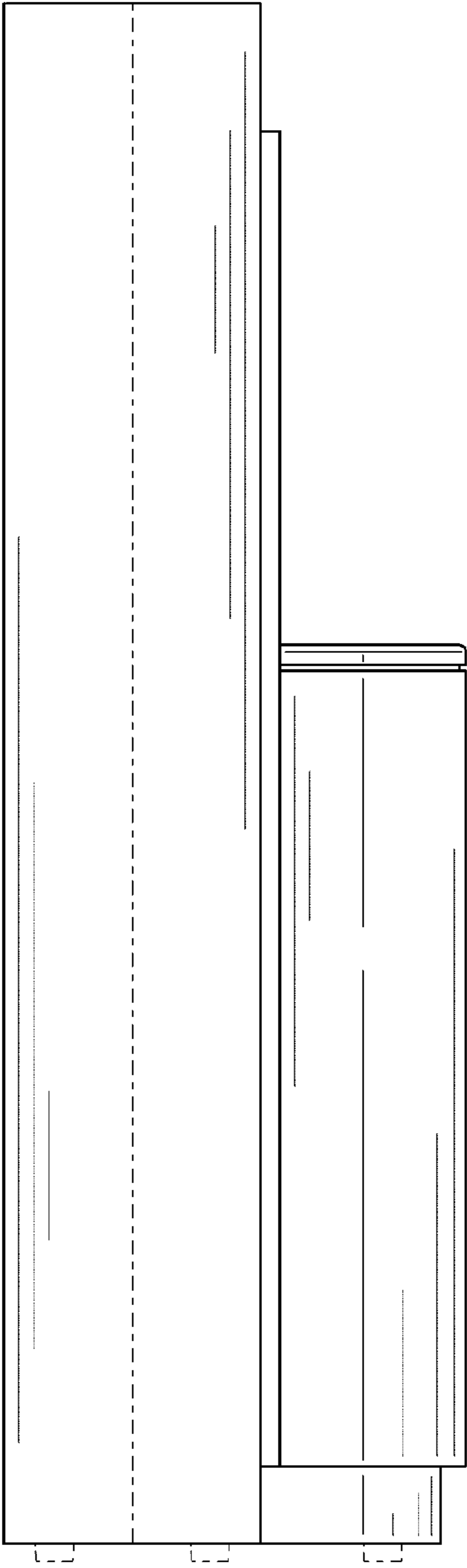


FIG. 4

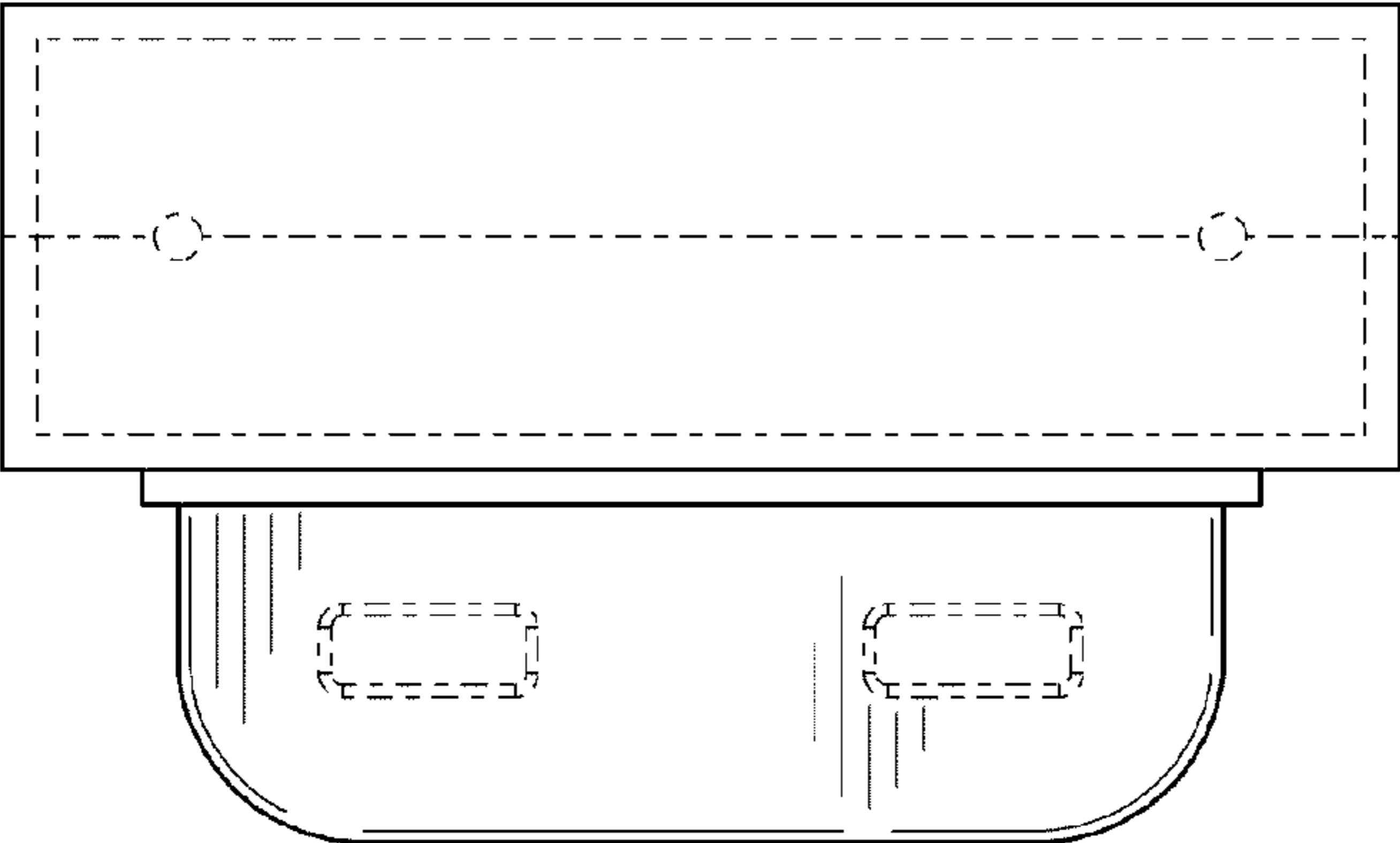


FIG. 5