

US00D591072S

(12) **United States Design Patent**  
**Natuzzi**

(10) **Patent No.:** **US D591,072 S**

(45) **Date of Patent:** **\*\* Apr. 28, 2009**

(54) **SOFA**

(75) **Inventor:** **Pasquale Natuzzi**, Santeramo in Colle  
Bari (IT)

(73) **Assignee:** **Natuzzi S.p.A.** (IT)

(\*\*) **Term:** **14 Years**

(21) **Appl. No.:** **29/326,428**

(22) **Filed:** **Oct. 17, 2008**

(51) **LOC (9) Cl.** ..... **06-01**

(52) **U.S. Cl.** ..... **D6/381**

(58) **Field of Classification Search** ..... D6/334,  
D6/335, 349, 353, 368, 371, 377, 381, 382,  
D6/383, 500–503; 297/16.1, 16.2, 34, 42,  
297/44, 63, 232, 233, 350, 351, 353, 354.1,  
297/445.1, 448.1, 448.2; 5/12.1, 12.2

See application file for complete search history.

(56) **References Cited**

**U.S. PATENT DOCUMENTS**

D330,811 S \* 11/1992 Genova et al. .... D6/381  
D527,540 S \* 9/2006 Kevonian ..... D6/381

D538,057 S \* 3/2007 Warren ..... D6/381  
D549,482 S \* 8/2007 Natuzzi ..... D6/381  
D552,871 S \* 10/2007 Natuzzi ..... D6/381  
D565,858 S \* 4/2008 Natuzzi ..... D6/381

\* cited by examiner

*Primary Examiner*—Sandra Snapp

(74) *Attorney, Agent, or Firm*—St. Onge Steward Johnston &  
Reens LLC

(57) **CLAIM**

The ornamental design for a sofa, as shown and described.

**DESCRIPTION**

FIG. 1 is a front perspective view of a sofa showing my design;


FIG. 2 is a top plan view thereof;


FIG. 3 is a back perspective view thereof; and,

FIG. 4 is a side perspective view thereof, an opposite side perspective view being a mirror image thereof.

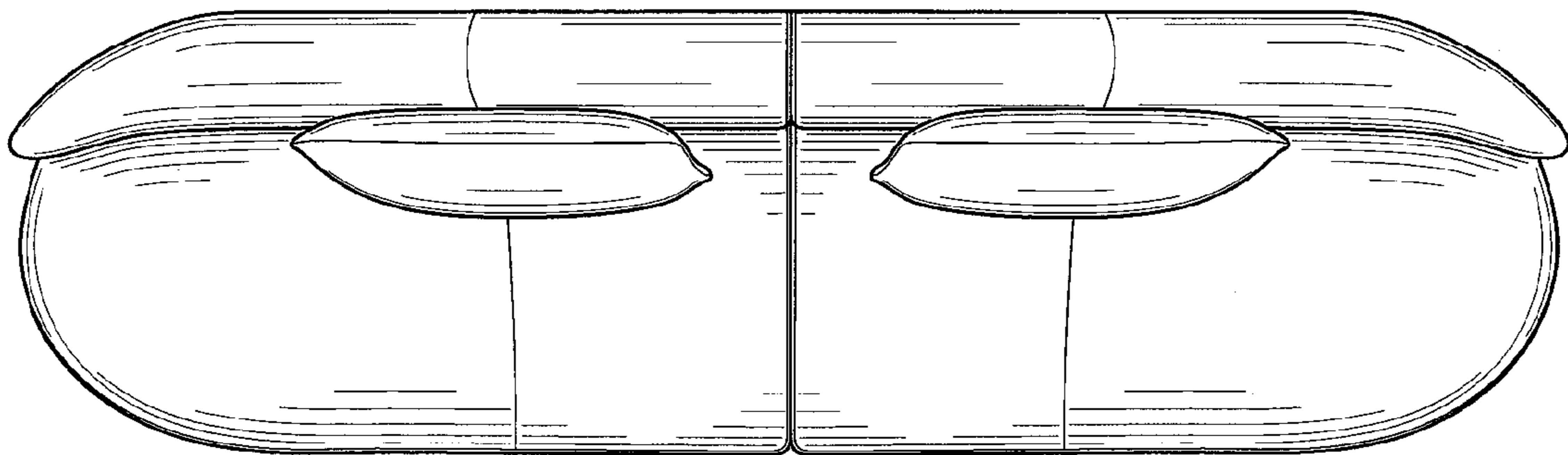
The broken lines shown on the sofa are understood to represent stitching.

**1 Claim, 3 Drawing Sheets**

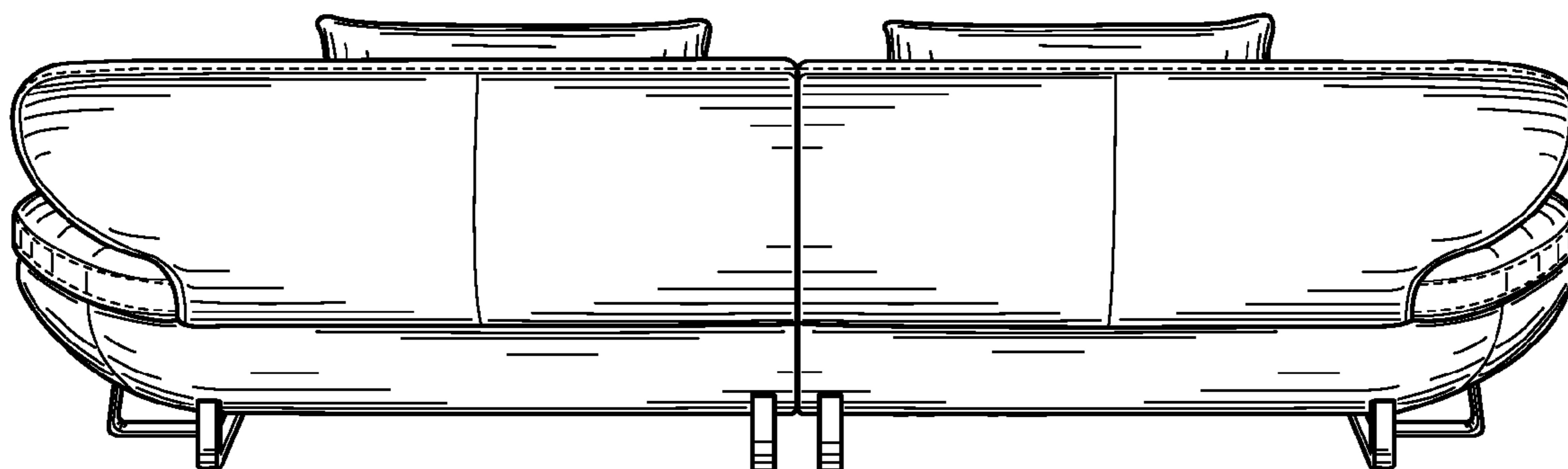




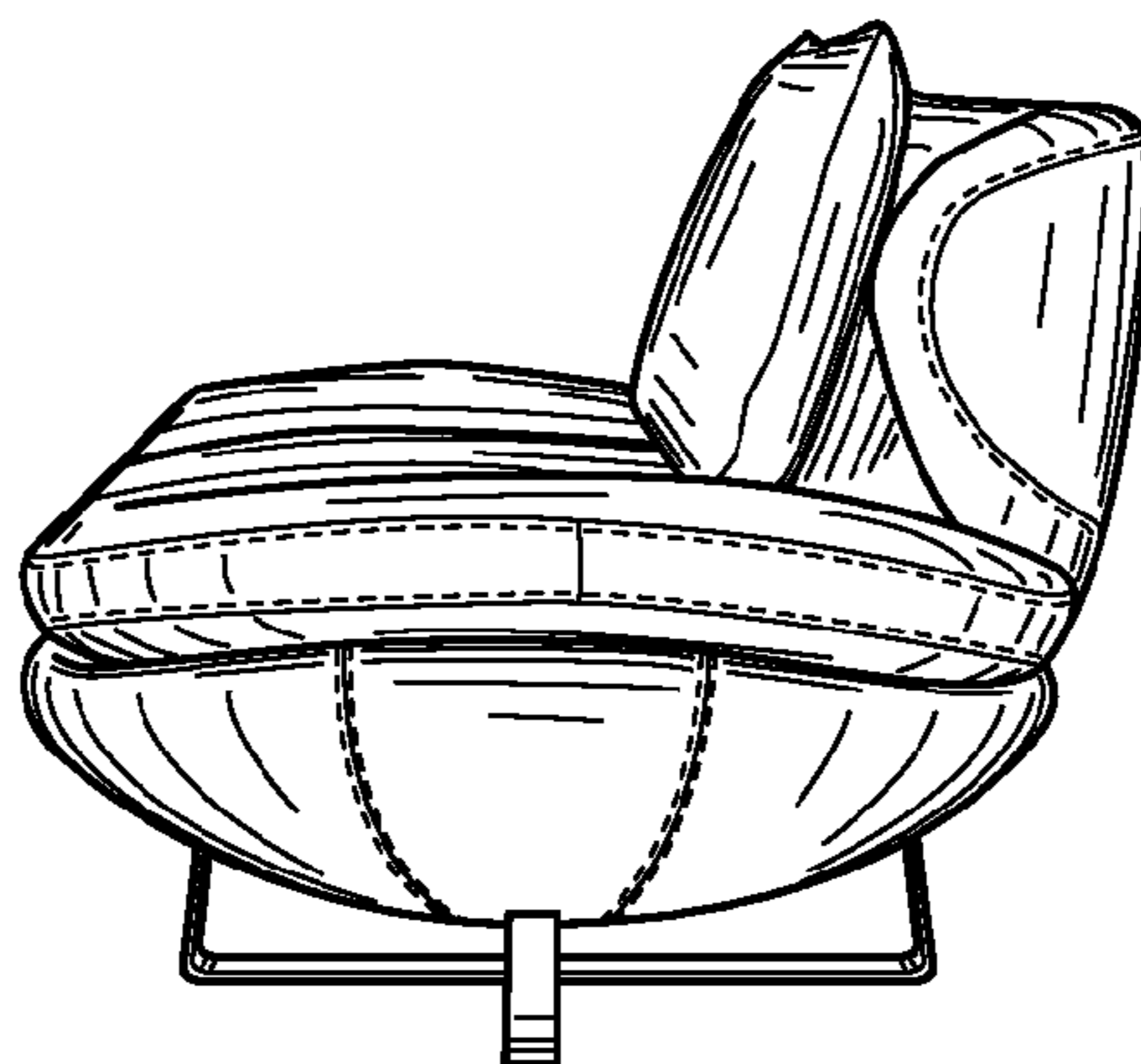
*FIG. 1*



*FIG. 2*



*FIG. 3*



*FIG. 4*