



US00D591062S

(12) **United States Design Patent**
Little et al.

(10) **Patent No.:** **US D591,062 S**
(45) **Date of Patent:** **** Apr. 28, 2009**

(54) **PARTITION SCREEN**

D420,519 S * 2/2000 Chen D6/332
D426,391 S * 6/2000 Rowan D6/332
D574,170 S * 8/2008 Dergins D6/509

(75) Inventors: **Mary Little**, North Haven, CT (US);
Peter Raymond Albert Wheeler, North Haven, CT (US)

* cited by examiner

(73) Assignee: **Steelcase Development Corporation**, Caledonia, MI (US)

Primary Examiner—Sandra Snapp
(74) *Attorney, Agent, or Firm*—Price, Heneveld, Cooper, DeWitt & Litton, LLP

(**) Term: **14 Years**

(57) **CLAIM**

(21) Appl. No.: **29/280,892**

The ornamental design for a partition screen, as shown and described.

(22) Filed: **Jun. 8, 2007**

(51) **LOC (9) Cl.** **06-01**

(52) **U.S. Cl.** **D6/332**

(58) **Field of Classification Search** D6/332,
D6/396, 397, 449, 509, 432; D25/48, 58;
312/3-6, 195, 210, 265.4; 160/130, 131,
160/167 V, 215, 236; 211/180; D20/10,
D20/39, 41; D14/307

See application file for complete search history.

DESCRIPTION

FIG. 1 is a perspective view showing a front, top and side of the partition screen of the present invention;

FIG. 2 is a front elevational view of the partition screen, the rear elevational view being a mirror image thereof;

FIG. 3 is an elevational view of a first side of the partition screen, the opposite side elevational view being a mirror image thereof;

FIG. 4 is a top plan view of the partition screen; and,

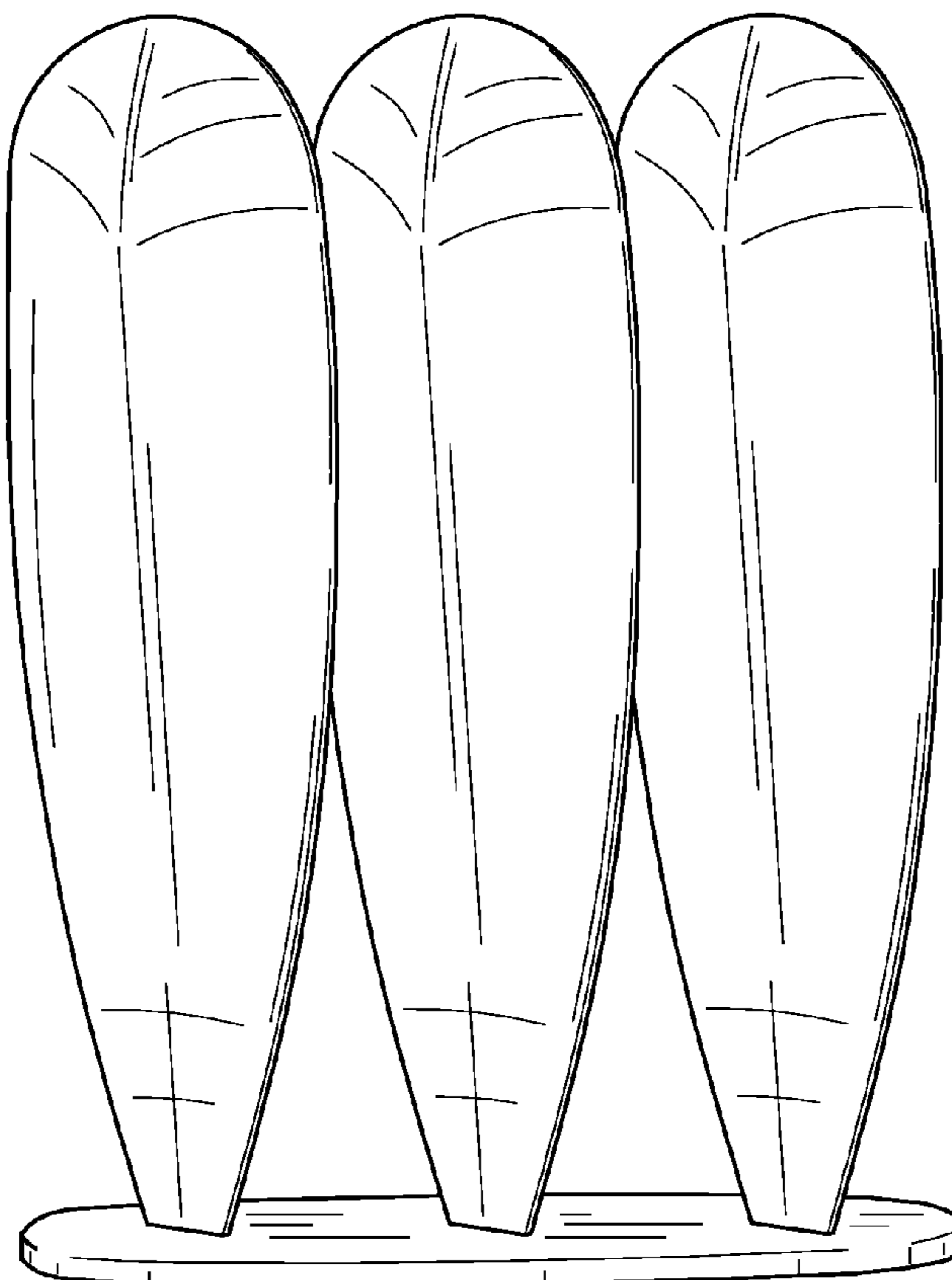
FIG. 5 is a bottom plan view of the partition screen.

(56) **References Cited**

U.S. PATENT DOCUMENTS

2,719,213 A * 9/1955 Johnson 338/212
D409,395 S * 5/1999 Mok D6/301

1 Claim, 2 Drawing Sheets



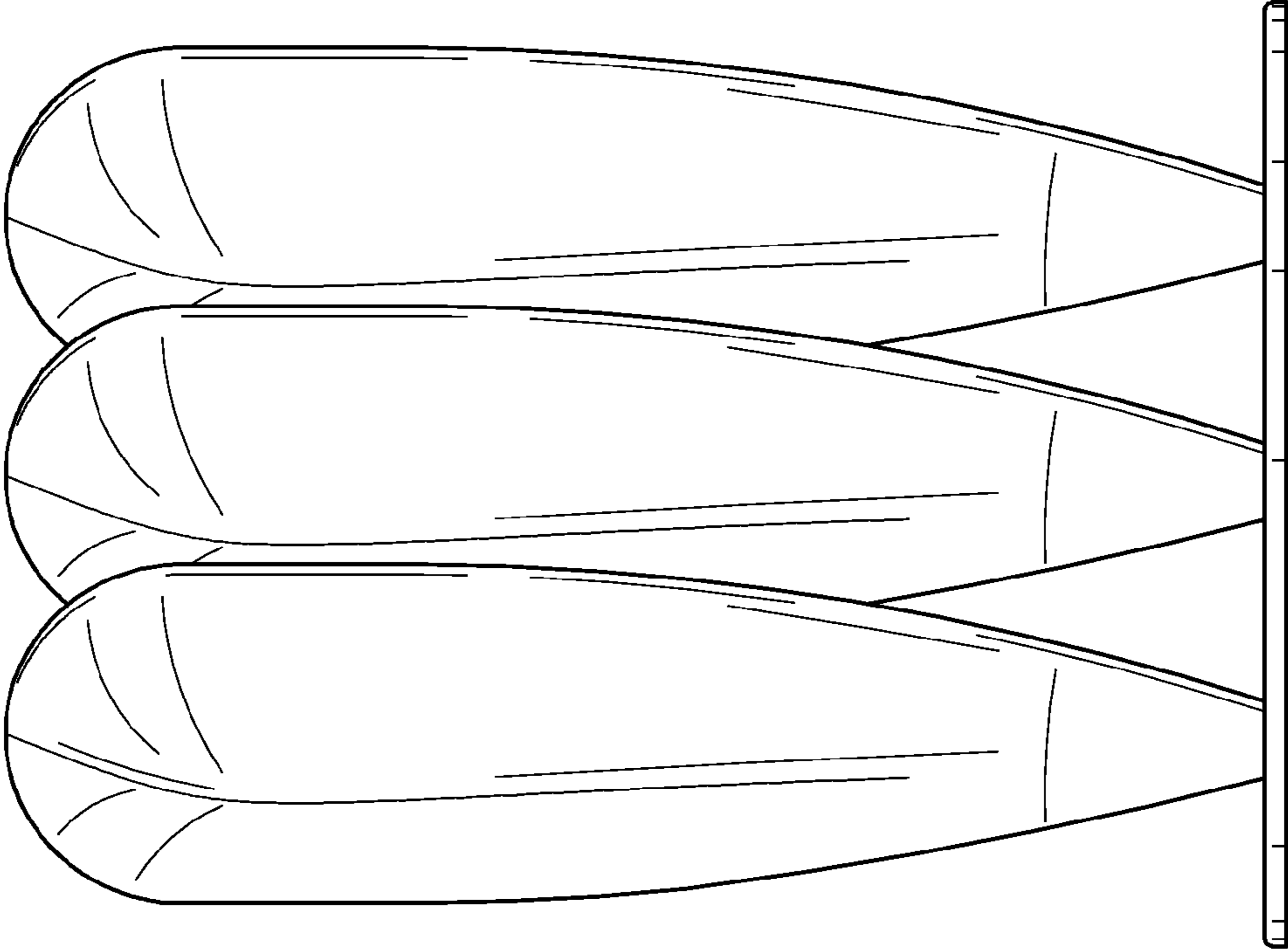


FIG. 2

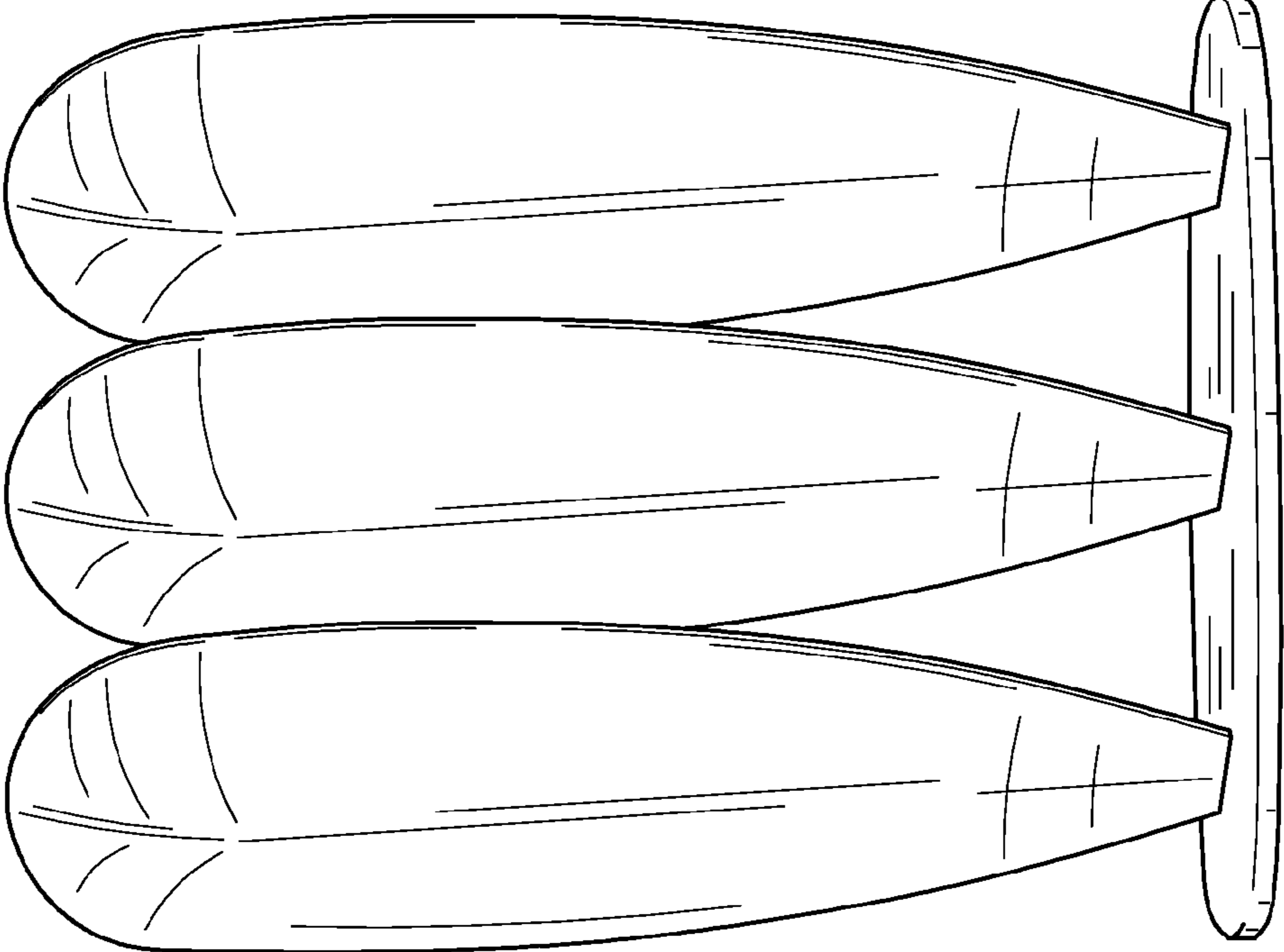


FIG. 1

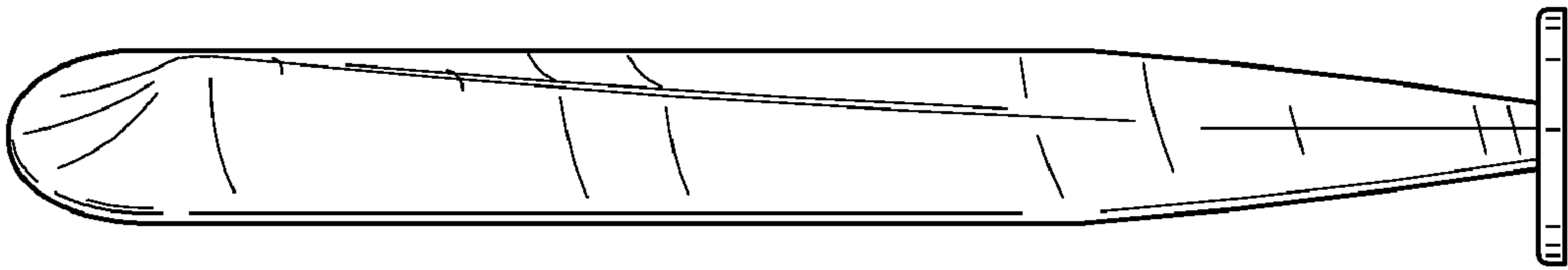


FIG. 3

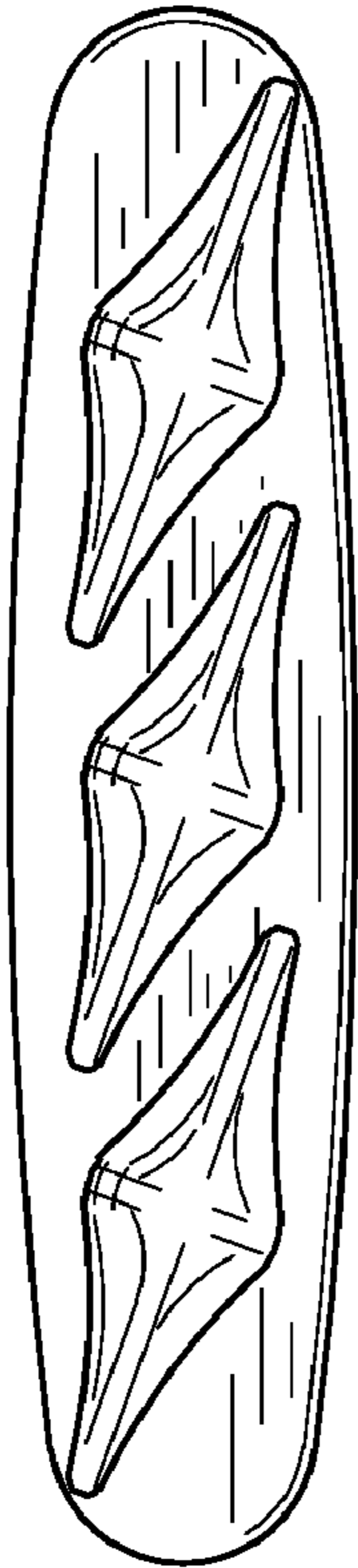


FIG. 4

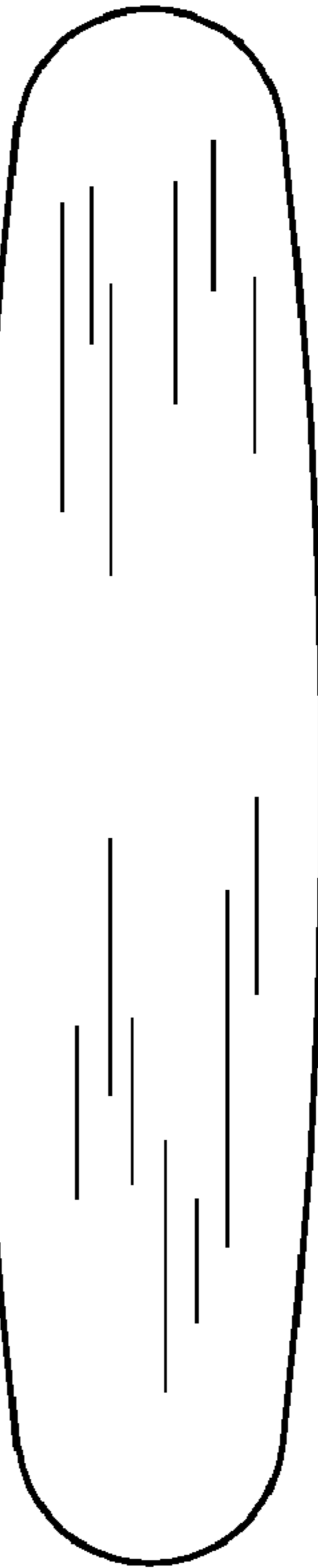


FIG. 5