

US00D591055S

(12) **United States Design Patent**
Abdi et al.

(10) **Patent No.:** **US D591,055 S**

(45) **Date of Patent:** **** Apr. 28, 2009**

(54) **HANGER**

(75) Inventors: **Abraham Abdi**, Orange, CA (US); **Julia Lee**, Anaheim Hills, CA (US)

(73) Assignee: **Merrick Engineering, Inc.**, Corona, CA (US)

(**) Term: **14 Years**

(21) Appl. No.: **29/308,594**

(22) Filed: **Jun. 26, 2008**

(51) **LOC (9) Cl.** **06-08**

(52) **U.S. Cl.** **D6/317; D6/319**

(58) **Field of Classification Search** D6/315,
D6/317, 319; 211/1, 13.1, 86.01, 183; 223/85-98
See application file for complete search history.

(56) **References Cited**

U.S. PATENT DOCUMENTS

D269,238 S *	6/1983	Bisk et al.	D6/317
D318,573 S *	7/1991	Abdi	D6/317
D408,156 S *	4/1999	Eiley et al.	D6/317
D419,310 S *	1/2000	Abdi	D6/317

D471,723 S *	3/2003	Laguette	D6/319
D498,933 S *	11/2004	Abdi	D6/317
D499,560 S *	12/2004	Abdi et al.	D6/319
D501,093 S *	1/2005	Barre et al.	D6/319
D502,006 S *	2/2005	Abdi	D6/317
D507,705 S *	7/2005	Abdi et al.	D6/319

* cited by examiner

Primary Examiner—Stella M Reid

Assistant Examiner—Shanda C Hill

(74) *Attorney, Agent, or Firm*—G. Donald Weber, Jr.

(57) **CLAIM**

The ornamental design for a hanger, as shown and described.

DESCRIPTION

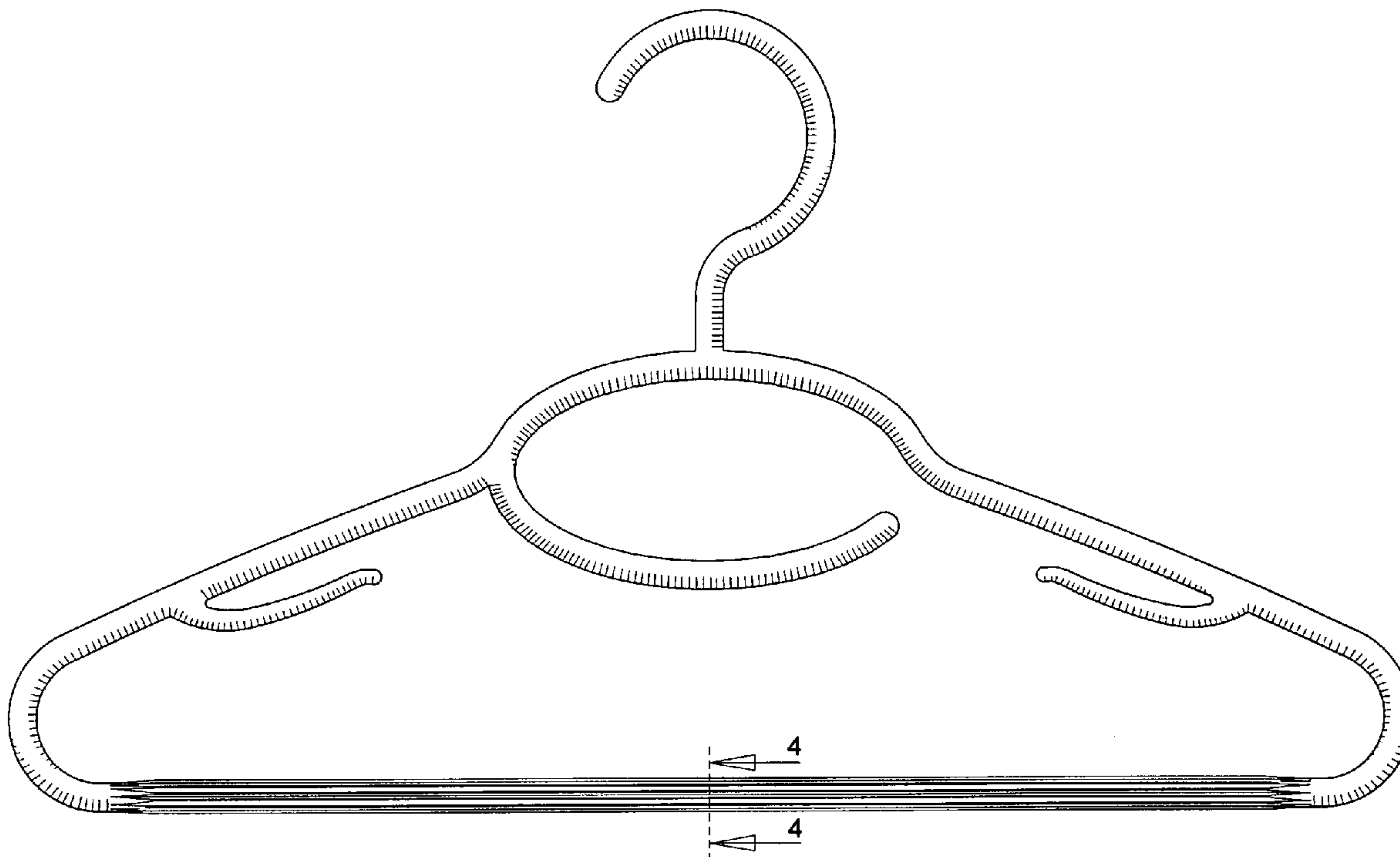
FIG. 1 is a front view of a hanger, showing our new design, the rear view being a mirror image thereof;

FIG. 2 is a left end view thereof;

FIG. 3 is a bottom view thereof; and,

FIG. 4 is an enlarged cross sectional view thereof taken along line 4—4 of FIG. 1.

1 Claim, 1 Drawing Sheet



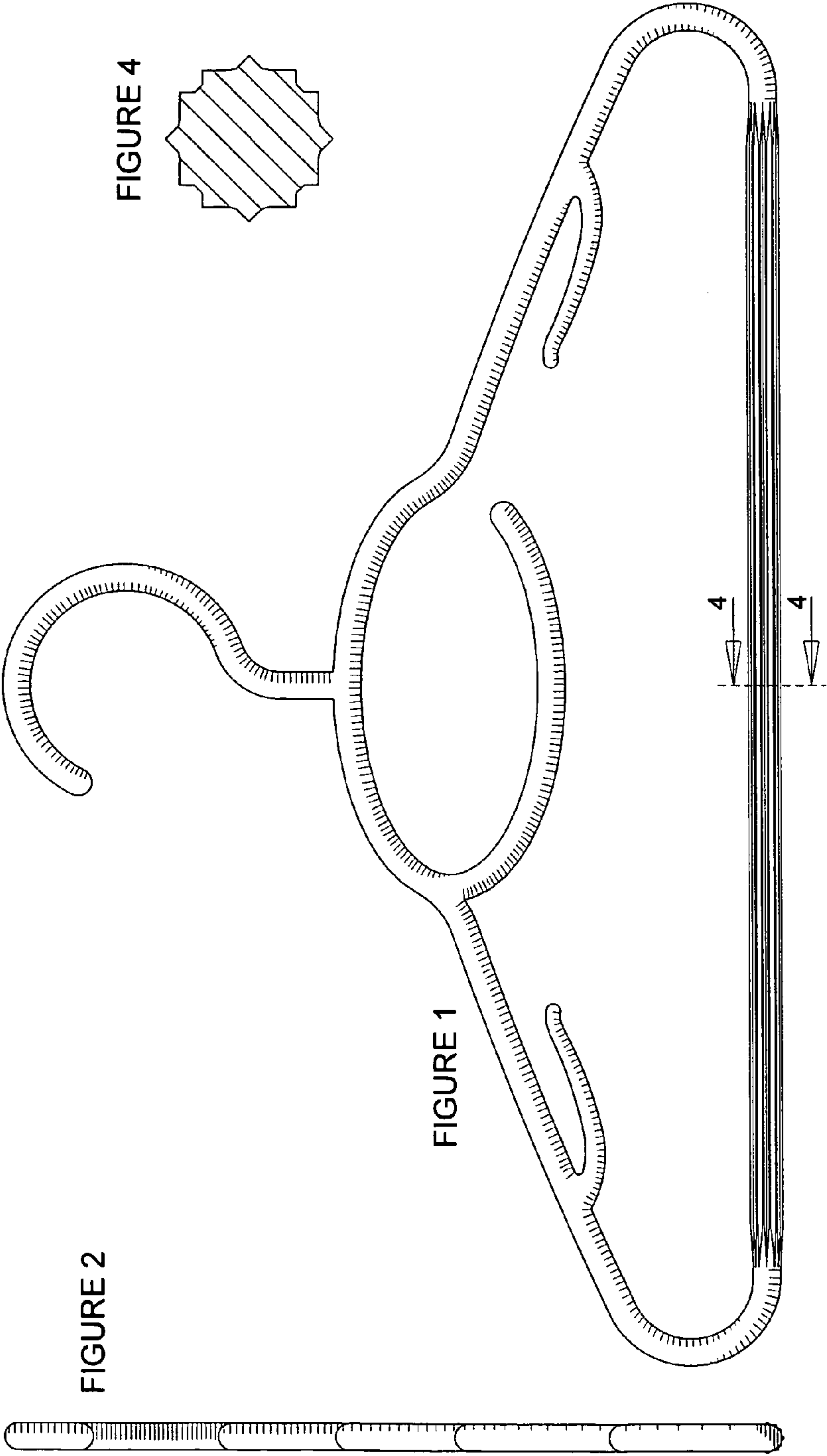


FIGURE 2

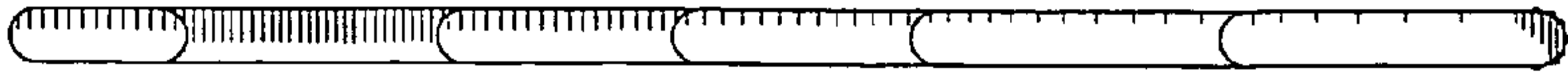


FIGURE 4

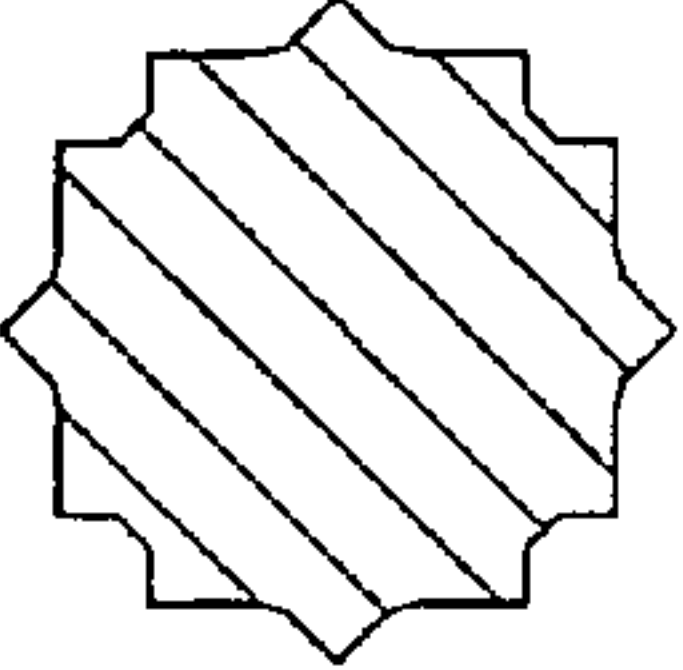


FIGURE 3

