

US00D591044S

(12) **United States Design Patent**
Lakhiani

(10) **Patent No.:** **US D591,044 S**

(45) **Date of Patent:** **** Apr. 28, 2009**

(54) **COMBINATION MONEY CLIP AND CREDIT CARD HOLDER**

D372,358 S * 8/1996 Mathison D3/247
5,944,080 A * 8/1999 Podwika 150/147
D538,704 S * 3/2007 Kaminski D11/78.1

(76) Inventor: **Mahesh Lakhiani**, 1 Leo Ter., Denville, NJ (US) 07834

* cited by examiner

(**) Term: **14 Years**

Primary Examiner—T. Chase Nelson

Assistant Examiner—Kathleen M Sims

(74) *Attorney, Agent, or Firm*—Knechtel, Demeur & Samlan

(21) Appl. No.: **29/288,626**

(22) Filed: **Jun. 18, 2007**

(57) **CLAIM**

(51) **LOC (9) Cl.** **03-01**

(52) **U.S. Cl.** **D3/249**

(58) **Field of Classification Search** D3/247,
D3/248, 249, 250, 251, 253; 150/131, 132,
150/133, 134, 135, 136, 137, 138, 139, 140,
150/141, 142, 143, 144, 145, 146, 147, 148,
150/149; D19/9, 10, 75; 206/37, 38, 39,
206/39.4, 449, 815; 224/269, 666, 669, 670;
383/38; D11/78.1

See application file for complete search history.

I claim the ornamental design for a combination money clip and credit card holder, as shown and described.

DESCRIPTION

FIG. 1 is a perspective view of the combination money clip and credit card holder showing my new design;

FIG. 2 is a right side view of the combination money clip and credit card holder with the left side view being a mirror image thereof;

FIG. 3 is a front view of the combination money clip and credit card holder;

FIG. 4 is a rear view of the combination money clip and credit card holder;

FIG. 5 is a top view of the combination money clip and credit card holder; and,

FIG. 6 is a bottom view of the combination money clip and credit card holder.

(56) **References Cited**

U.S. PATENT DOCUMENTS

1,899,753	A	2/1933	Felsenthal	
3,027,995	A *	4/1962	Littman	206/38
D221,412	S *	8/1971	Laughlin	D11/78.1
D317,983	S *	7/1991	Gilbreath	D3/247
5,358,019	A	10/1994	Sumner, III	
5,520,230	A	5/1996	Sumner, III	

1 Claim, 1 Drawing Sheet

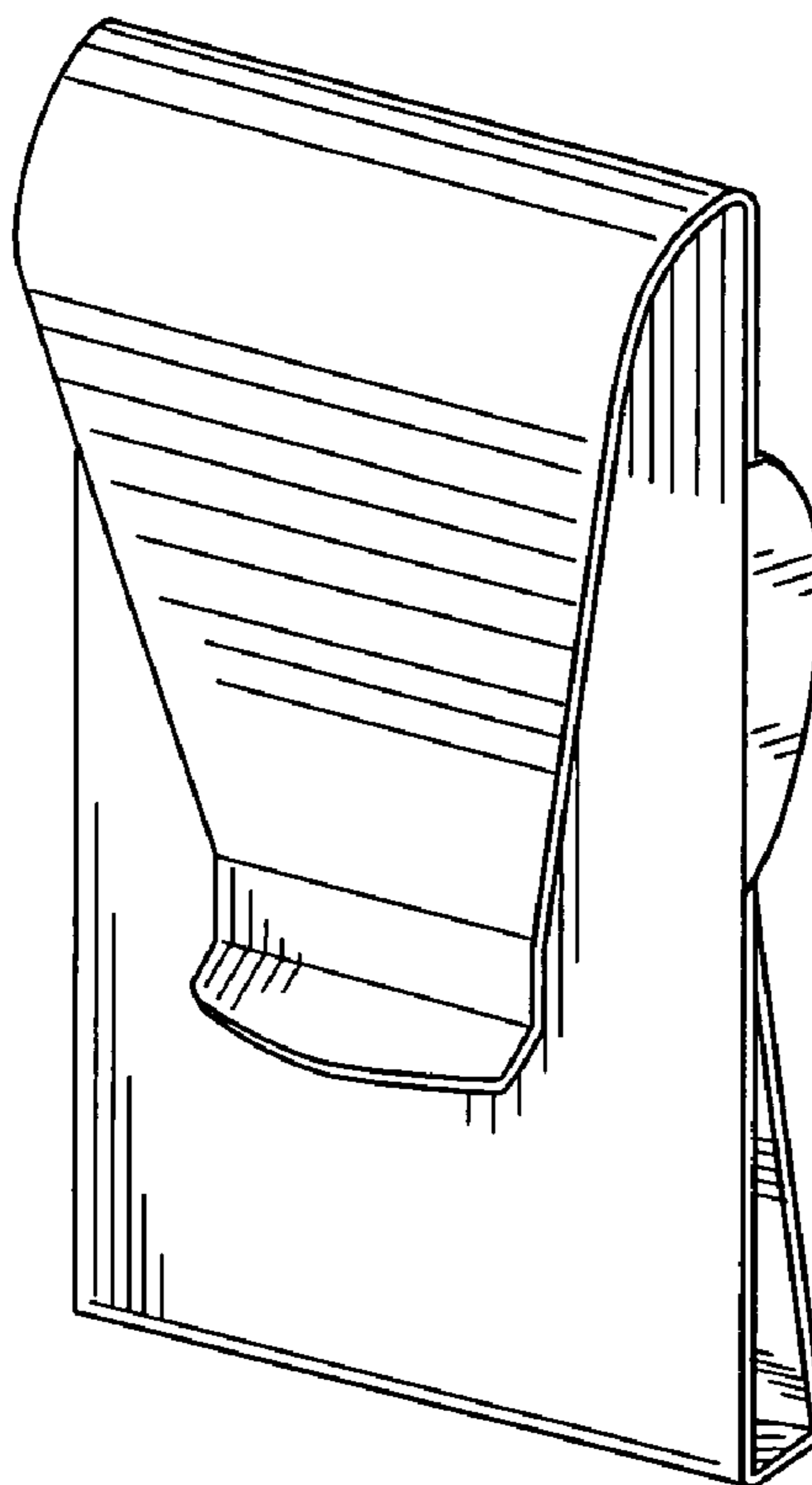


Fig. 1

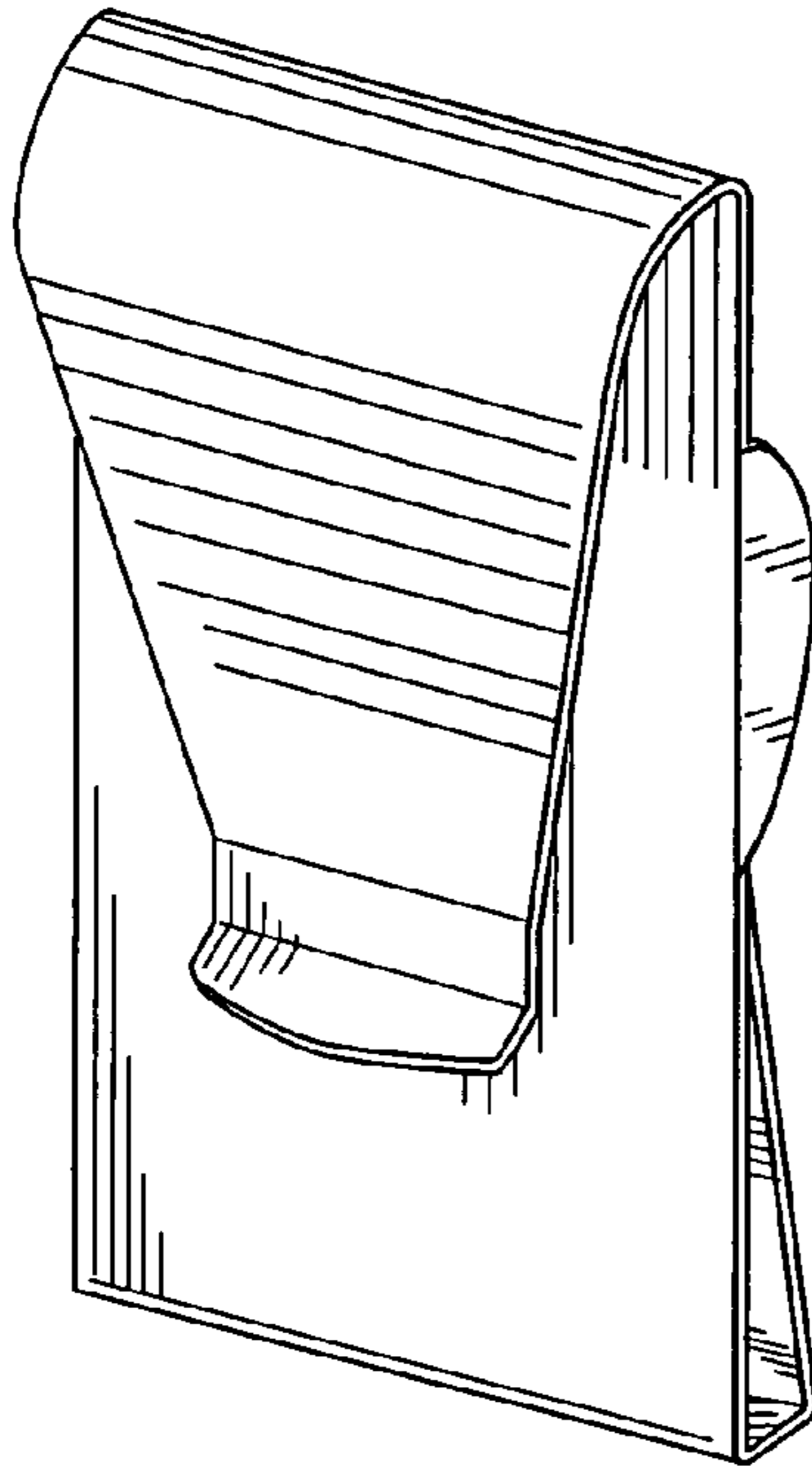


Fig. 2

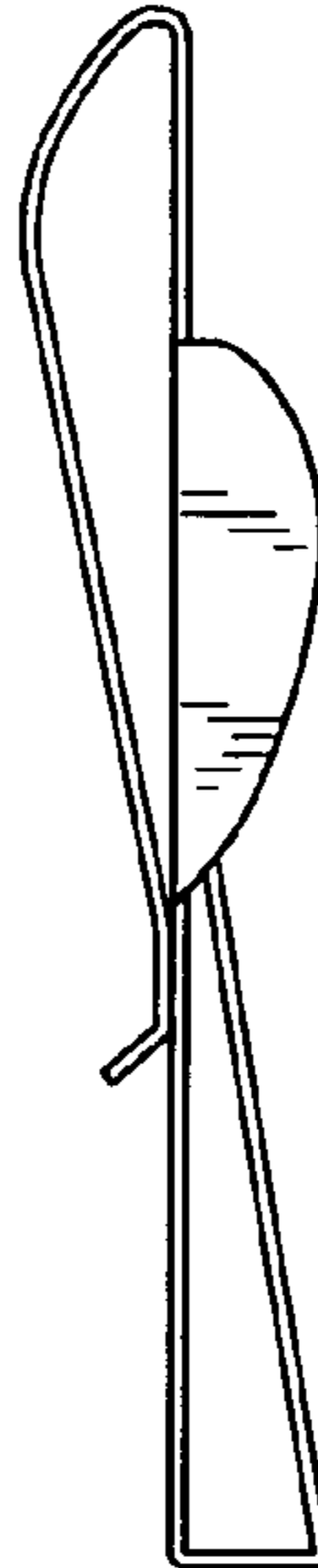


Fig. 5




Fig. 3

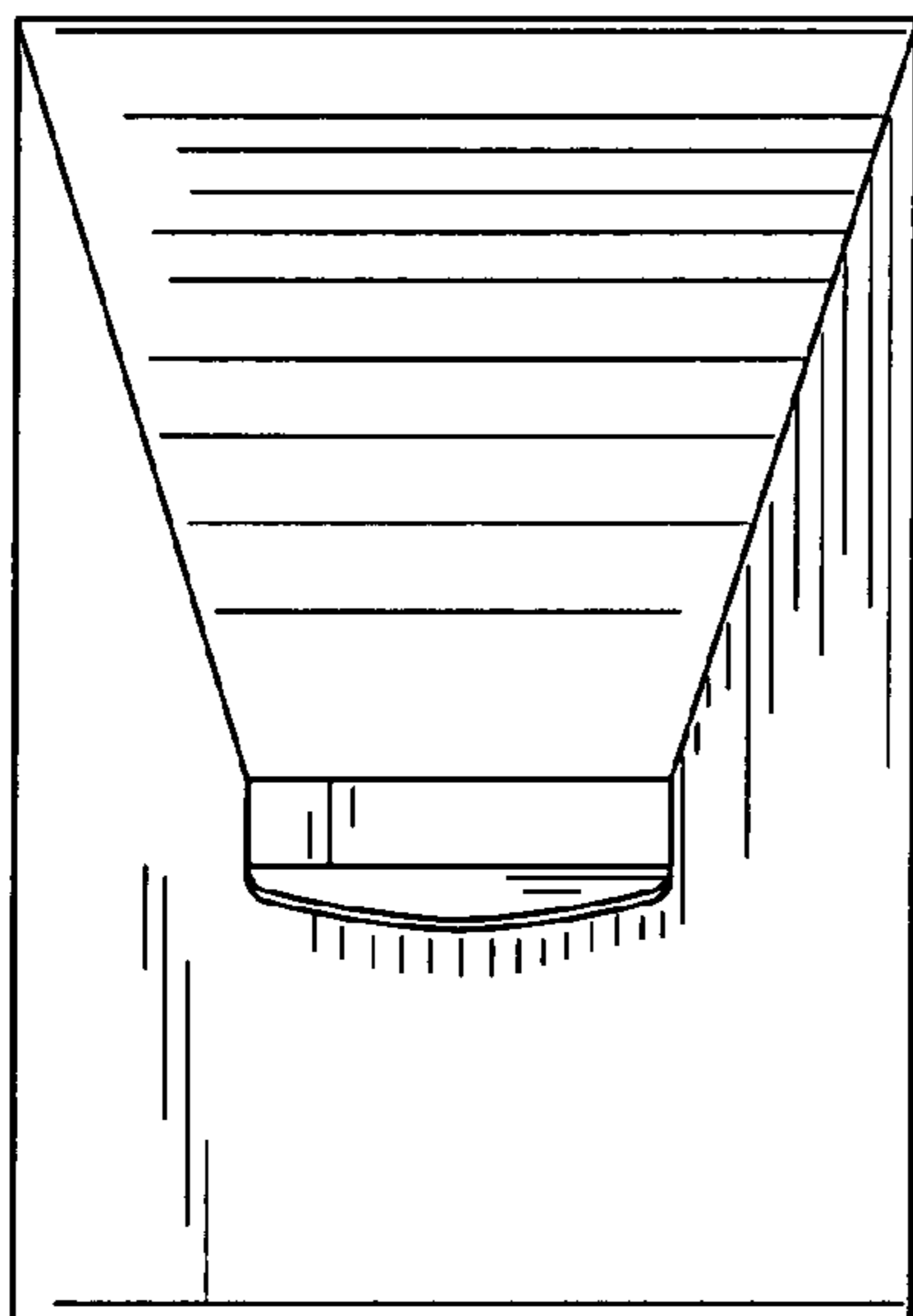


Fig. 4

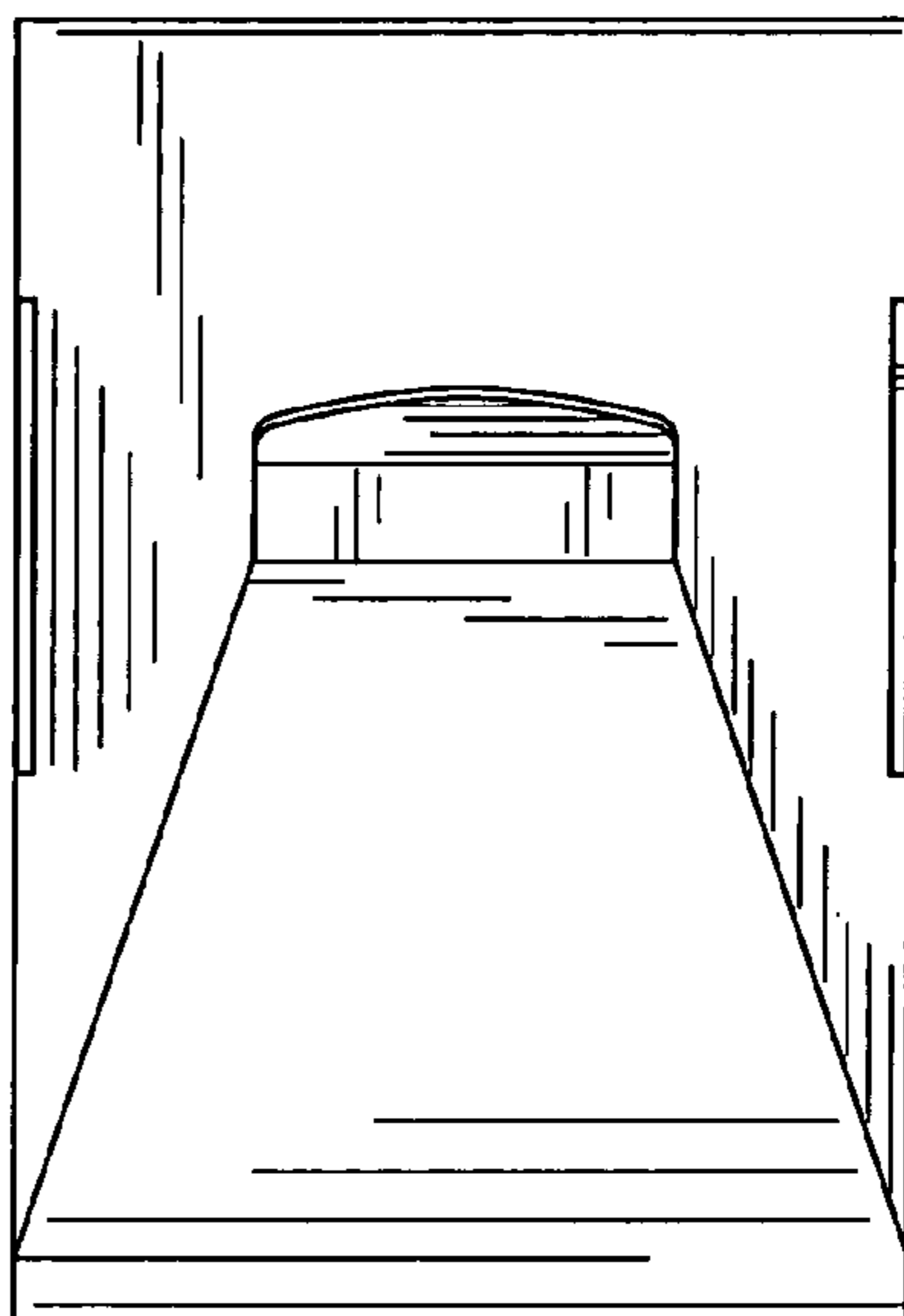


Fig. 6

