

US00D591038S

(12) **United States Design Patent**
Schroeder

(10) **Patent No.:** **US D591,038 S**

(45) **Date of Patent:** **** Apr. 28, 2009**

(54) **UMBRELLA HANDLE**

(75) Inventor: **Knut Schroeder**, Roesrath (DE)

(73) Assignee: **Knirps License Corporation GmbH & Co. KG**, Pfarrkirchen (DE)

(**) Term: **14 Years**

(21) Appl. No.: **29/308,928**

(22) Filed: **Jul. 16, 2008**

(30) **Foreign Application Priority Data**

Jan. 17, 2008 (EM) 000 860 069-0001

(51) **LOC (9) Cl.** **03-03**

(52) **U.S. Cl.** **D3/12**

(58) **Field of Classification Search** D3/5-17;
D6/495; D8/107, DIG. 4-DIG. 8; 135/15.1,
135/16, 17, 19, 25.4, 65-68, 71-73, 77
See application file for complete search history.

(56) **References Cited**

U.S. PATENT DOCUMENTS

D321,782 S * 11/1991 Cain D3/12
D412,783 S * 8/1999 You D3/12
D413,199 S * 8/1999 You D3/12

D473,779 S * 4/2003 Noland D8/DIG. 7
6,968,599 B2 * 11/2005 Blauer et al. 135/25.4
D560,065 S * 1/2008 Rothbucher D3/12
D560,348 S * 1/2008 Rothbucher D3/12

* cited by examiner

Primary Examiner—T. Chase Nelson

Assistant Examiner—Anhdao Doan

(74) *Attorney, Agent, or Firm*—Collard & Roe, P.C.

(57) **CLAIM**

The ornamental design for an umbrella handle, as shown and described.

DESCRIPTION

FIG. 1 is a side and bottom perspective view of an umbrella handle showing my new design;

FIG. 2 is a front view thereof;

FIG. 3 is a side view thereof;

FIG. 4 is a rear view thereof;

FIG. 5 is another side view thereof;

FIG. 6 is a bottom view thereof; and,

FIG. 7 is a top view thereof.

1 Claim, 7 Drawing Sheets



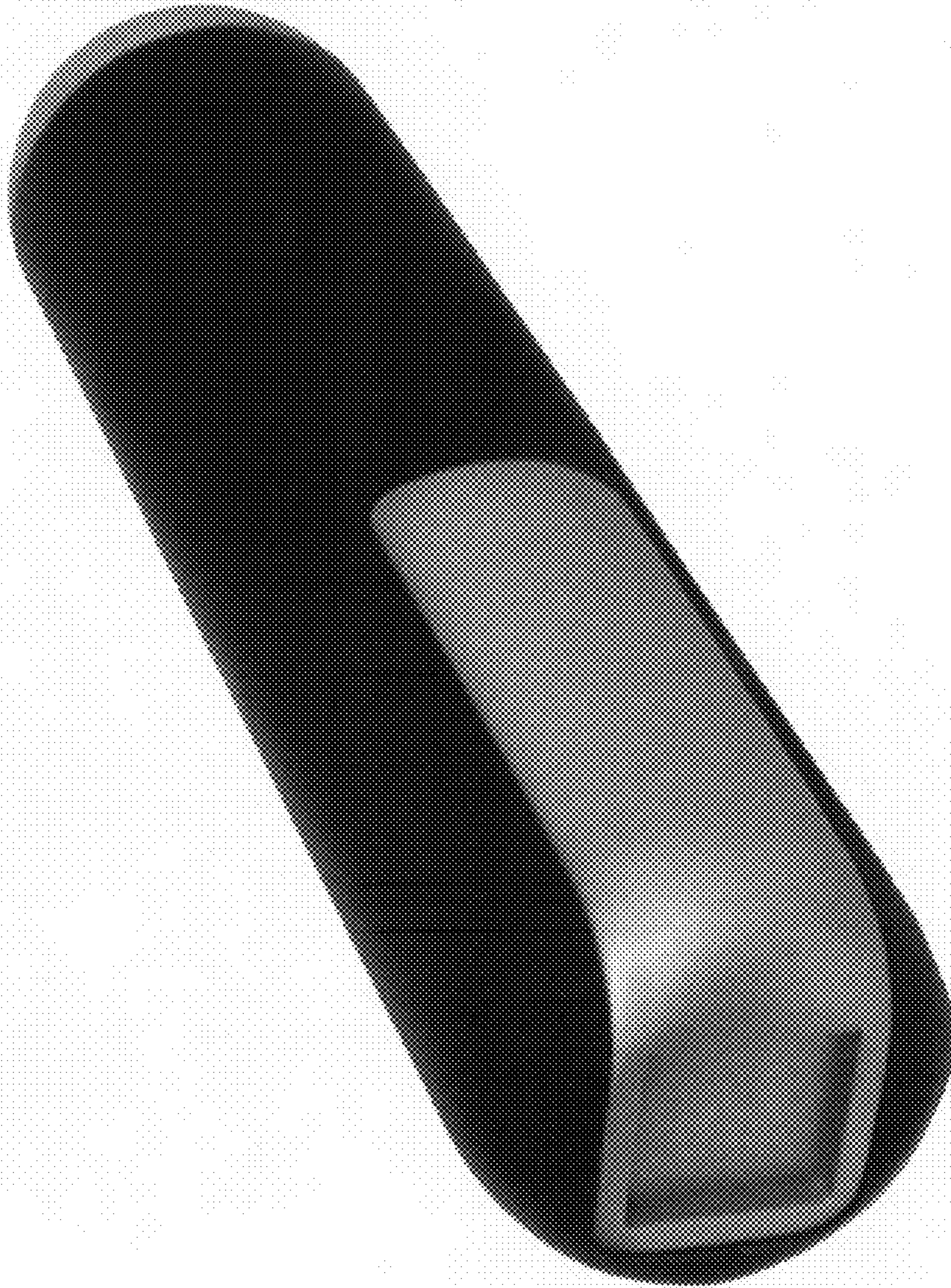


FIG. 1




FIG. 2




FIG. 3




FIG. 4




FIG. 5




FIG. 6




FIG. 7