

US00D591023S

(12) **United States Design Patent**  
**Zimmerman**

(10) **Patent No.:** **US D591,023 S**  
(45) **Date of Patent:** **\*\* Apr. 21, 2009**

- (54) **WHEELBARROW EXTENSION**
- (75) Inventor: **Felton Zimmerman**, Tampa, FL (US)
- (73) Assignee: **Zimmco, Inc.**, Tampa, FL (US)
- (\*\*) Term: **14 Years**
- (21) Appl. No.: **29/272,864**
- (22) Filed: **Feb. 20, 2007**

3,552,762	A *	1/1971	Garber	.....	280/47.33
D404,883	S *	1/1999	Shuchart et al.	.....	D34/27
D408,607	S *	4/1999	Shuchart et al.	.....	D34/27
D408,955	S *	4/1999	Shuchart et al.	.....	D34/27
5,924,708	A *	7/1999	Bisaillon et al.	.....	280/47.26
D456,971	S *	5/2002	Abel	.....	D34/16
6,715,775	B2 *	4/2004	Abel	.....	280/47.31
6,880,852	B2 *	4/2005	Lim	.....	280/653
D530,879	S *	10/2006	Iturbide Jimenez et al.	..	D34/27
7,331,587	B1 *	2/2008	Hyp et al.	.....	280/47.3
2002/0130491	A1 *	9/2002	Abel	.....	280/653

\* cited by examiner

**Related U.S. Application Data**

- (63) Continuation-in-part of application No. 11/059,267, filed on Feb. 16, 2005, now Pat. No. 7,296,807, and a continuation-in-part of application No. 10/348,679, filed on Jan. 22, 2003, now Pat. No. 6,886,838.

*Primary Examiner*—Cynthia E Ramirez

(74) *Attorney, Agent, or Firm*—Philip M. Weiss; Weiss & Weiss

- (51) **LOC (9) Cl.** ..... **12-02**
- (52) **U.S. Cl.** ..... **D34/27**
- (58) **Field of Classification Search** ..... D34/12-27;  
D8/373; 280/47.131, 47.17, 47.18, 47.19,  
280/47.26, 47.33, 40, 655, 656, 767, 47,  
280/31, 30, 23; 298/3  
See application file for complete search history.

(57) **CLAIM**

The ornamental design for a wheelbarrow extension, as shown and described.

**DESCRIPTION**

FIG. 1 is a side elevational view of a wheelbarrow extension showing our new design;  
 FIG. 2 is a right side perspective view thereof;  
 FIG. 3 is a side elevational view thereof;  
 FIG. 4 is a front elevational view thereof;  
 FIG. 5 is a top plan view thereof;  
 FIG. 6 is a rear elevational view thereof; and,  
 FIG. 7 is a bottom plan view thereof.

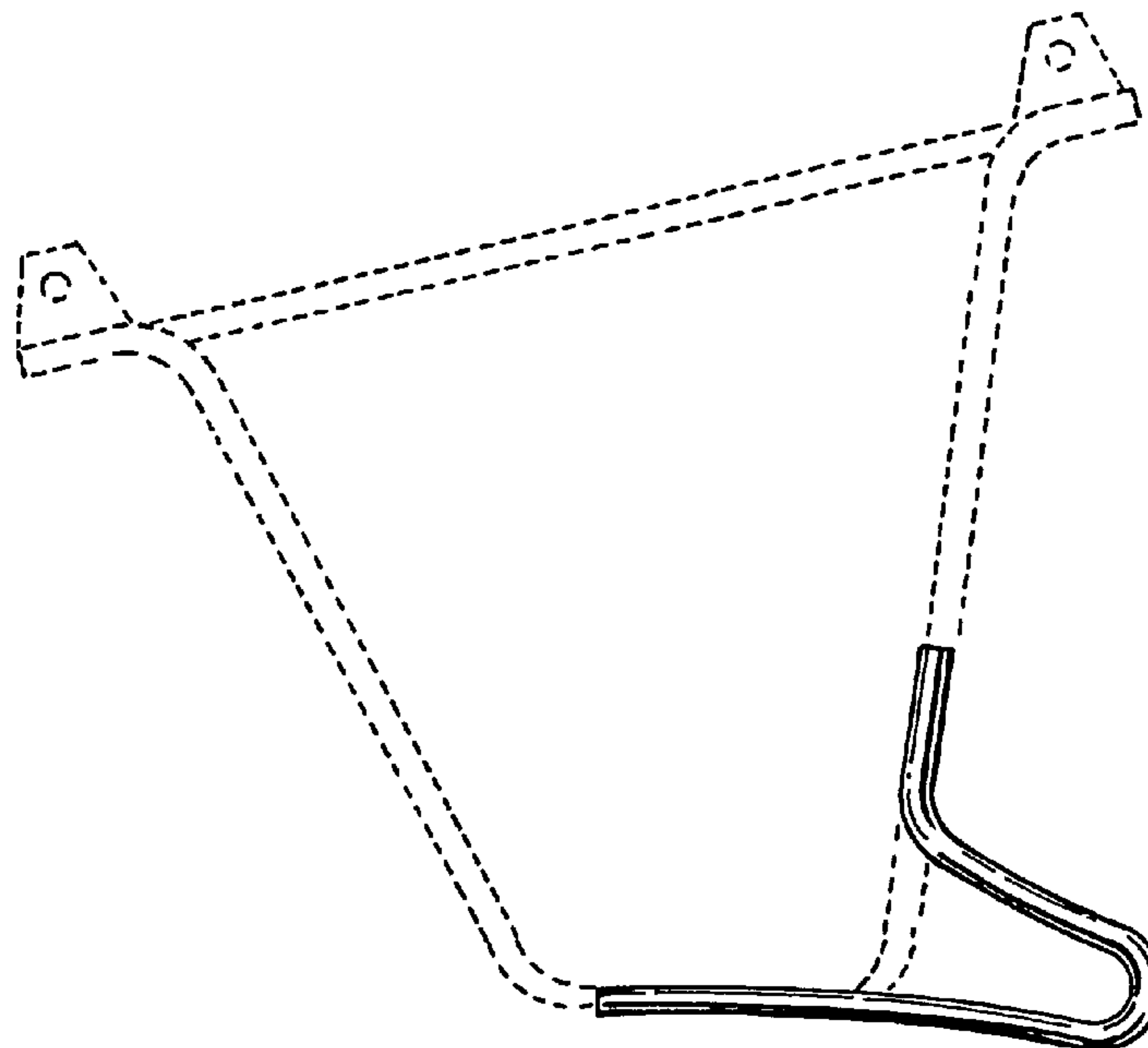
The broken line showing in FIG. 1 is included for the purpose of illustrating environment and forms no part of the claimed design.

(56) **References Cited**

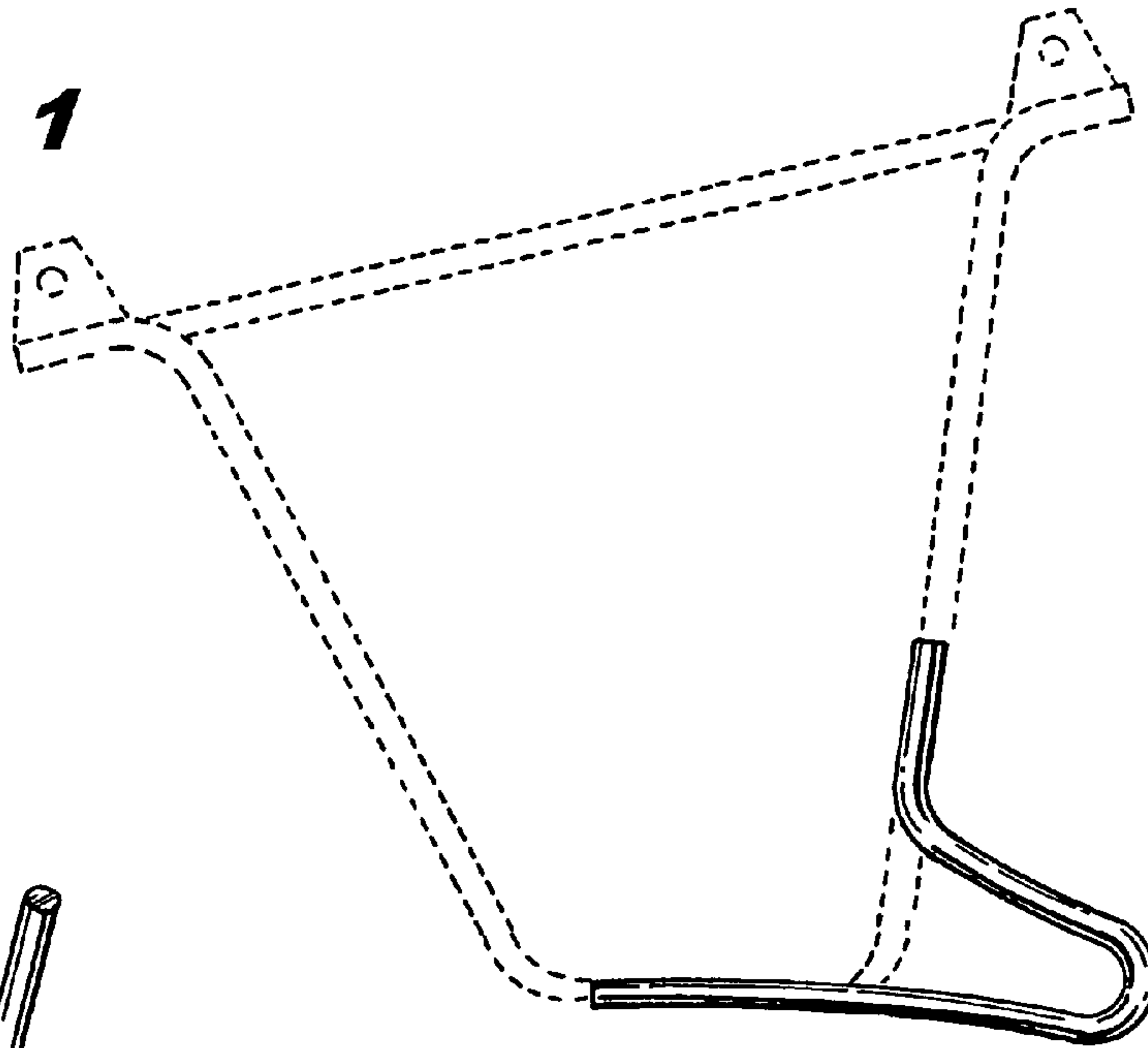
**U.S. PATENT DOCUMENTS**

1,264,048	A *	4/1918	Forster	.....	280/47.33
1,410,174	A *	3/1922	Eberle	.....	280/47.22
1,578,213	A *	3/1926	Smith	.....	280/47.31
1,612,400	A *	12/1926	Thomson	.....	280/47.33
1,622,354	A *	3/1927	Smith	.....	280/47.31
1,636,682	A *	7/1927	Carlson	.....	280/47.12
2,061,327	A *	11/1936	Mosel	.....	298/2
2,544,505	A *	3/1951	Kronhaus	.....	414/554
2,949,209	A *	8/1960	Schott	.....	220/630


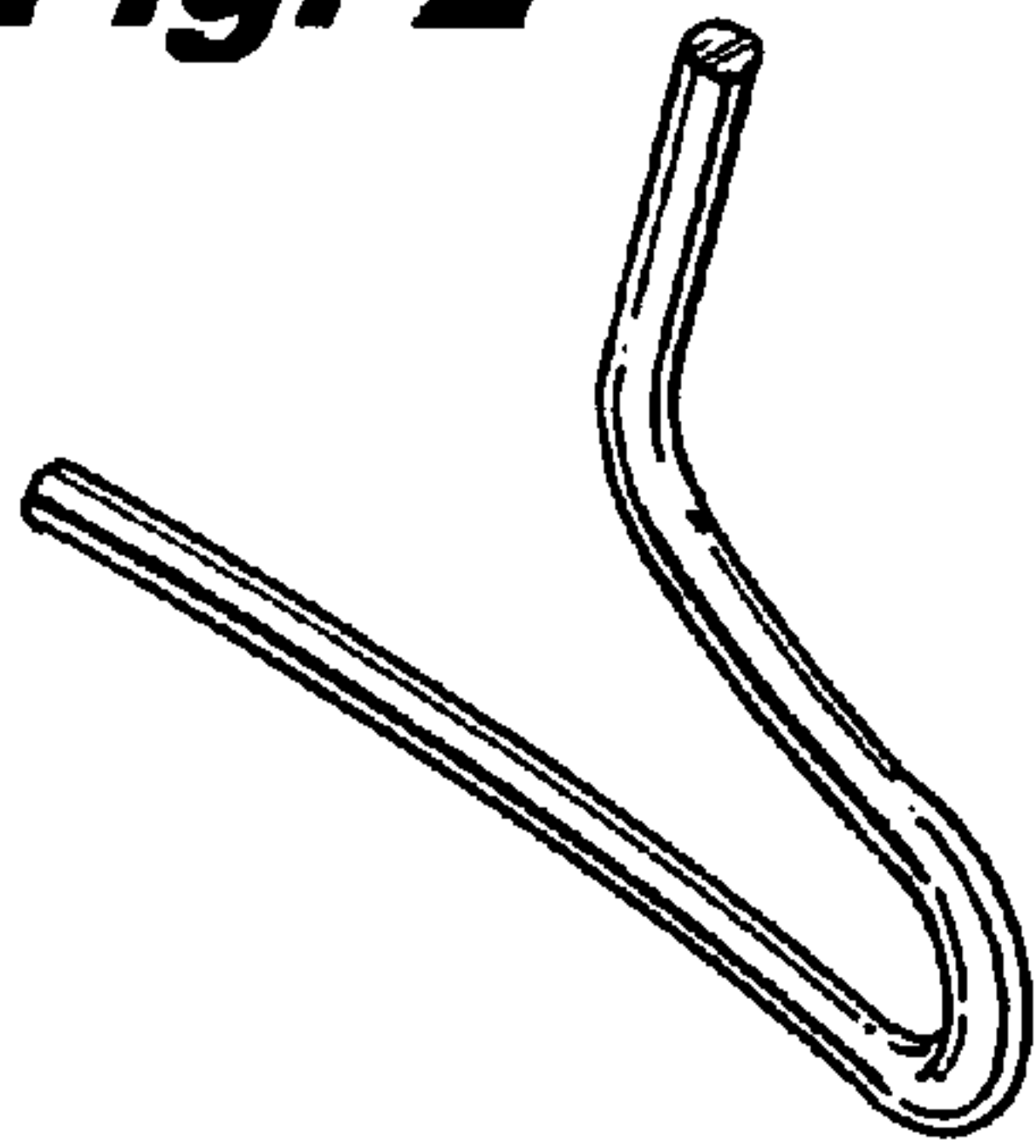
**1 Claim, 1 Drawing Sheet**



**Fig. 1**



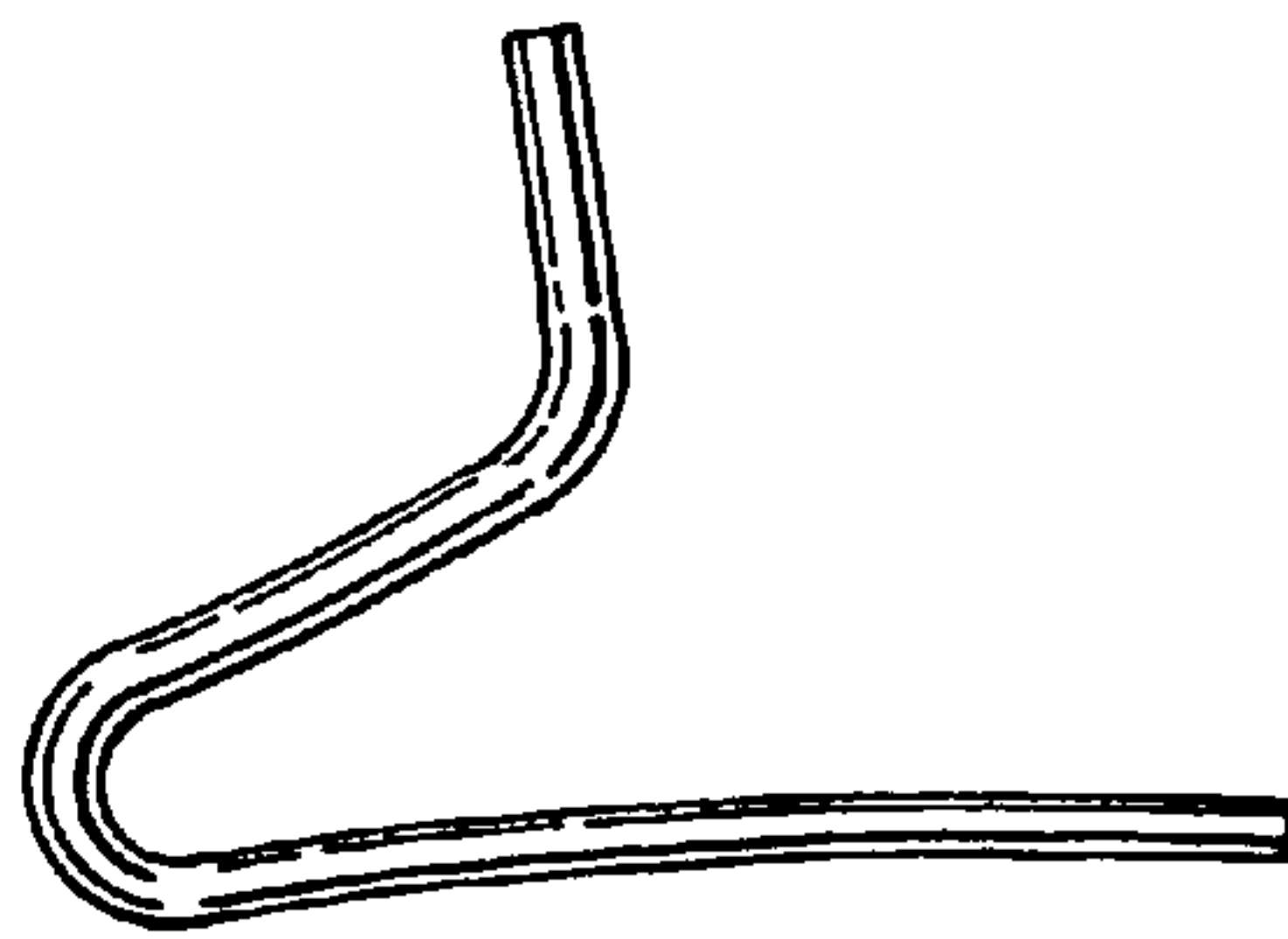
**Fig. 2**



**Fig. 5**




**Fig. 4**



**Fig. 3**



**Fig. 6**



**Fig. 7**