

US00D591011S

(12) **United States Design Patent**  
**Madere et al.**

(10) **Patent No.:** **US D591,011 S**  
(45) **Date of Patent:** **\*\* Apr. 21, 2009**

(54) **CAT HARNESS**

(75) Inventors: **Sharon E. Madere**, Midlothian, VA  
(US); **Patricia M. Lacy**, Rockville, VA  
(US); **Janet W Velenovsky**, Montpelier,  
VA (US)

(73) Assignee: **Premier Pet Products, LLC**,  
Midlothian, VA (US)

(\*\*) Term: **14 Years**

(21) Appl. No.: **29/291,338**

(22) Filed: **Aug. 24, 2007**

(51) **LOC (9) Cl.** ..... **30-04**

(52) **U.S. Cl.** ..... **D30/152; D30/144; D30/151**

(58) **Field of Classification Search** ..... **D30/152,**  
**D30/144, 151, 153, 154; 119/702, 712, 792-798,**  
**119/758, 760, 769, 770, 784, 815, 818, 856,**  
**119/863, 864, 905, 907, 802, 857, 865, 725,**  
**119/771; D21/805, 804; D3/217, 327, 271.2;**  
**D29/101.1, 101.5, 101.3; D24/190; D34/28;**  
**54/71**

See application file for complete search history.

(56) **References Cited**

**U.S. PATENT DOCUMENTS**

2,605,744 A \* 8/1952 Urbanski ..... 119/863  
4,597,359 A \* 7/1986 Moorman ..... 119/28.5  
D293,139 S \* 12/1987 Roa ..... D30/152  
4,896,630 A \* 1/1990 Luce ..... 119/771  
4,970,991 A \* 11/1990 Luce ..... 119/771  
5,247,905 A \* 9/1993 Arakawa ..... 119/863

5,359,964 A \* 11/1994 Sporn ..... 119/864  
5,427,061 A \* 6/1995 McCullough ..... 119/771  
5,893,339 A \* 4/1999 Liu ..... 119/792  
5,915,335 A \* 6/1999 Holt, Jr. .... 119/771  
D434,535 S \* 11/2000 Koch ..... D30/152  
6,164,245 A \* 12/2000 Johnson ..... 119/712  
6,167,844 B1 \* 1/2001 Cantrell et al. .... 119/856  
6,397,784 B1 \* 6/2002 Morgan-Albertson et al. .... 119/  
792  
6,450,130 B1 \* 9/2002 Goldberg ..... 119/792  
6,694,923 B1 \* 2/2004 Fouche ..... 119/792  
7,311,063 B2 \* 12/2007 Goldberg ..... 119/771  
2004/0025804 A1 \* 2/2004 Smith et al. .... 119/792

\* cited by examiner

*Primary Examiner*—Susan Moon Lee

(74) *Attorney, Agent, or Firm*—Hovey Williams LLP

(57) **CLAIM**

We claim the ornamental design for a cat harness, as shown and described.

**DESCRIPTION**

FIG. 1 is a perspective view of our design for a cat harness as seen from the right.

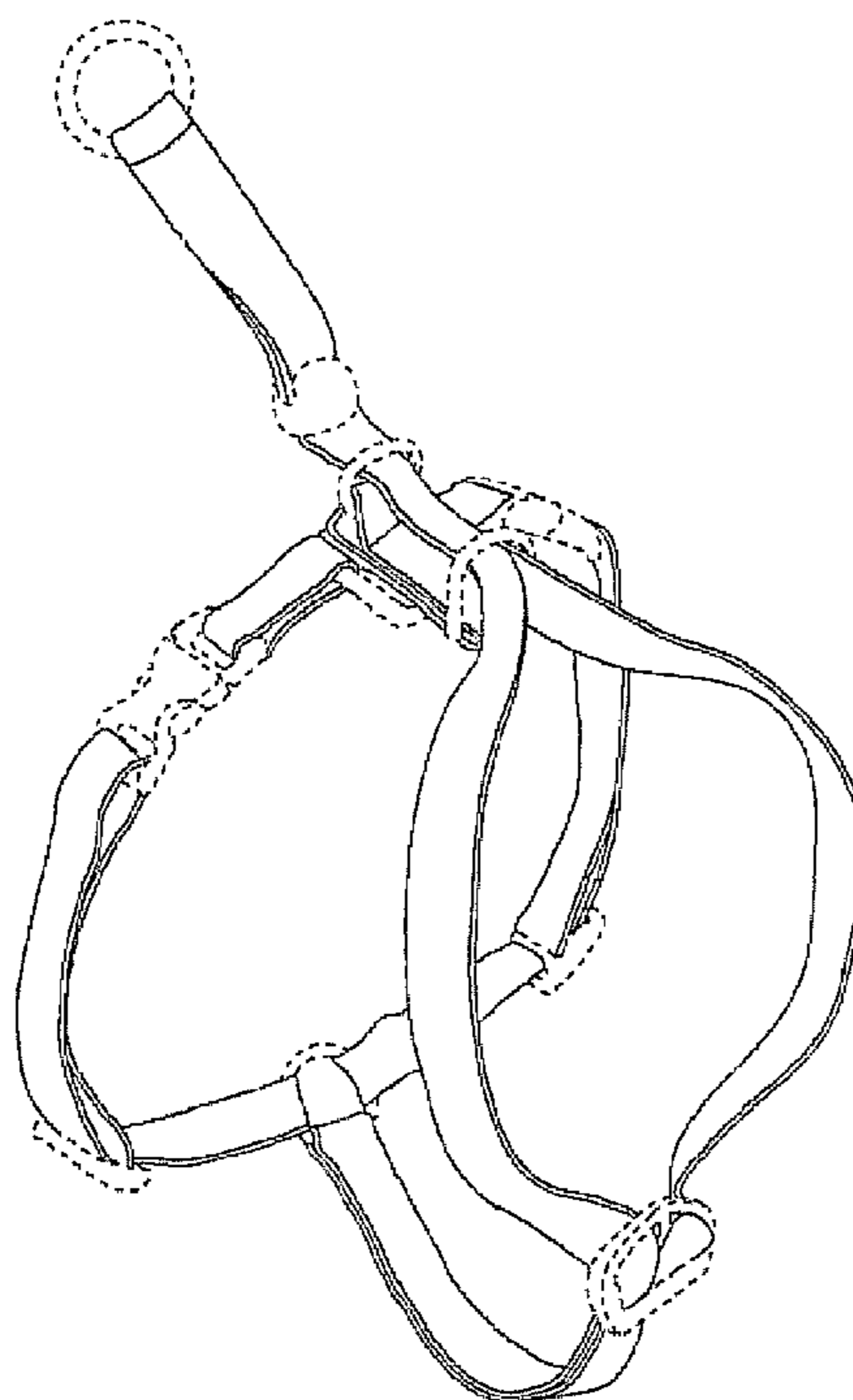
FIG. 2 is a perspective view of our design as seen from the left; and,

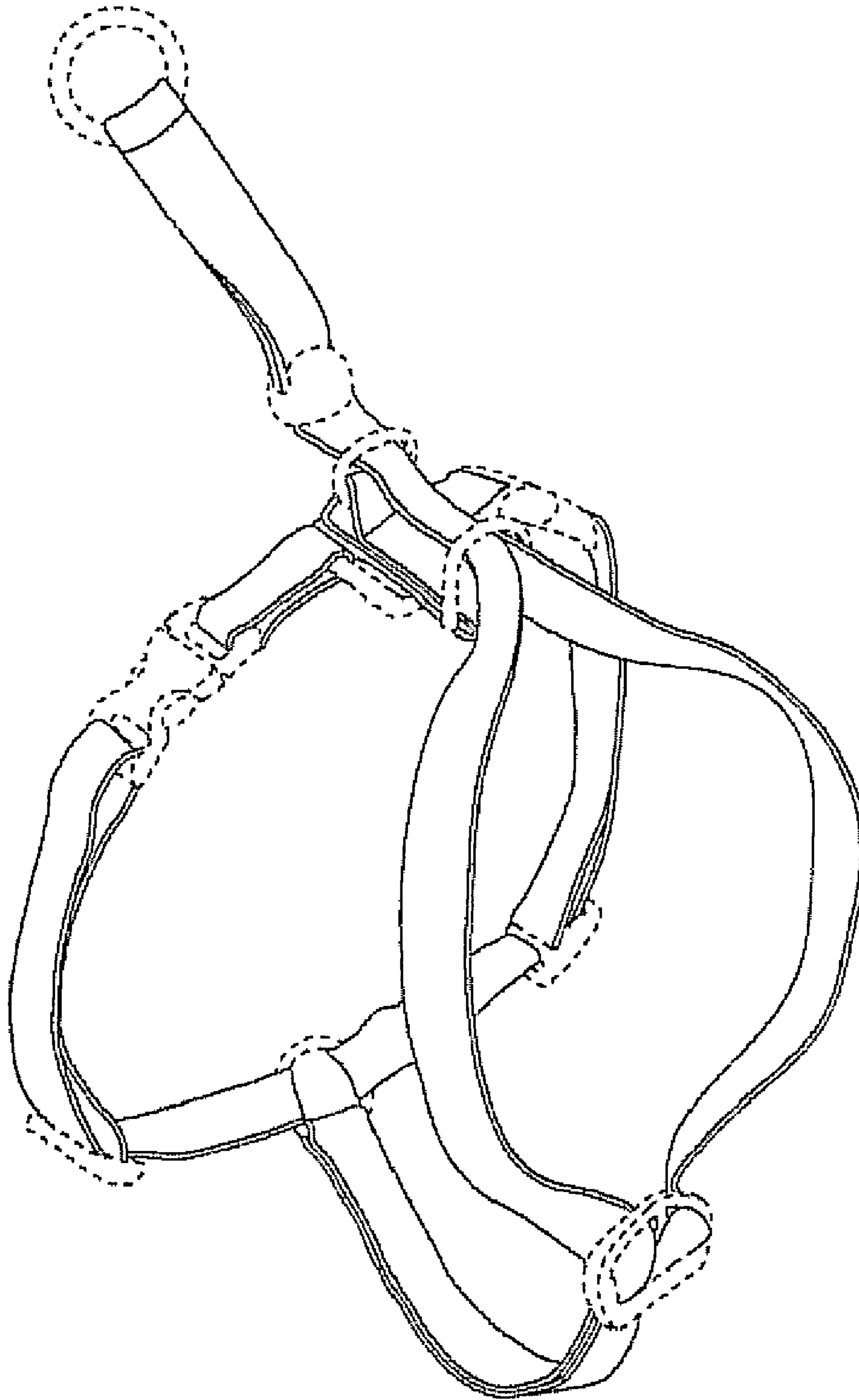
FIG. 3 is a reduced view of the unbuckled, laid out harness.

The portions in broken line are not claimed.

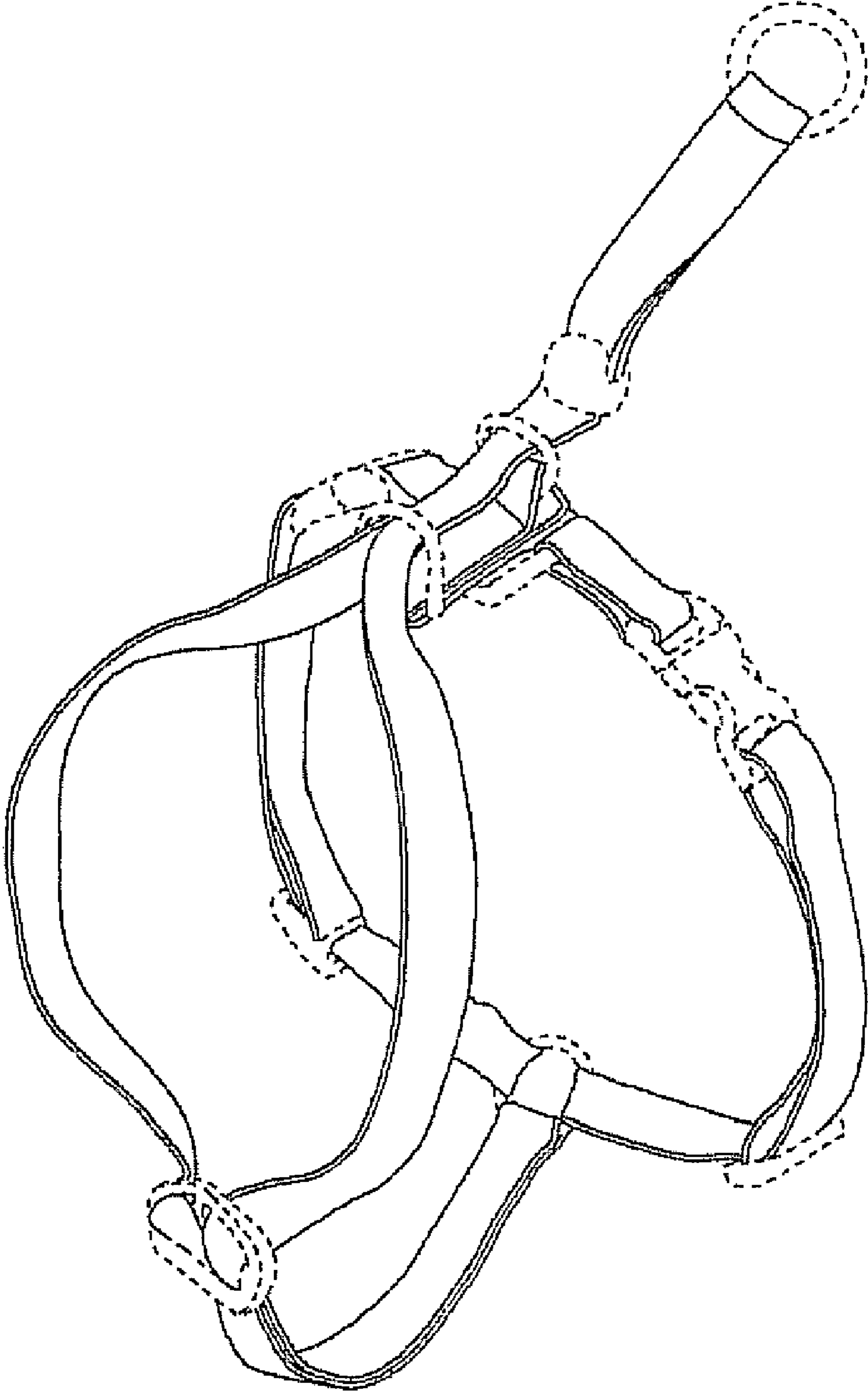
The straps of the harness form an ornamental Y shape when fitted on a cat.

**1 Claim, 3 Drawing Sheets**

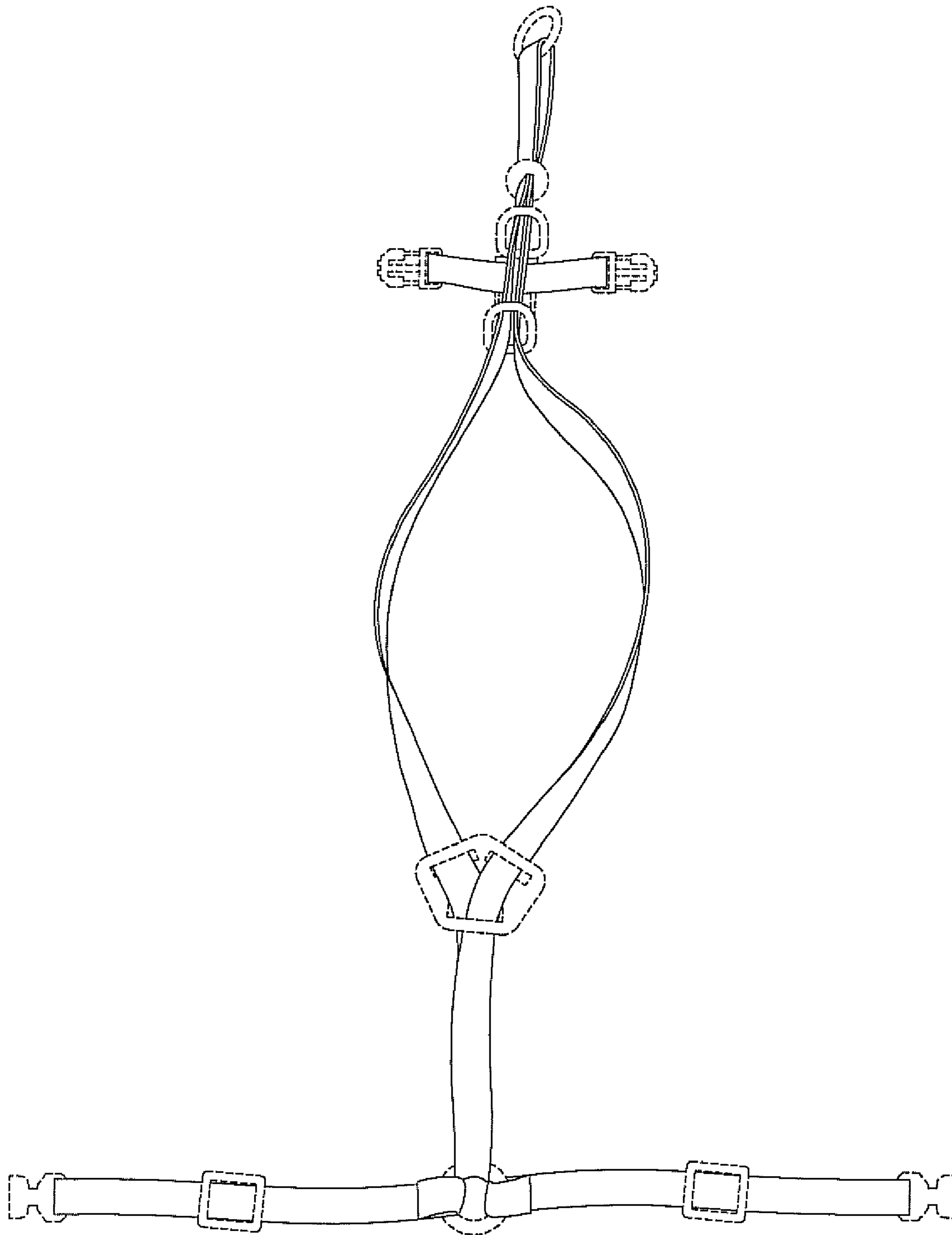




*Fig. 1.*



*Fig. 2.*



*Fig. 3.*