



US00D590998S

(12) **United States Design Patent**  
**Feeley et al.**

(10) **Patent No.:** **US D590,998 S**  
(45) **Date of Patent:** **\*\* Apr. 21, 2009**

(54) **KNEE PAD**

(75) Inventors: **Stacey Feeley**, Los Angeles, CA (US);  
**Giuliana C. Schwab**, Los Angeles, CA (US)

(73) Assignee: **Sili Kids LLC**, Los Angeles, CA (US)

(\*\*) Term: **14 Years**

(21) Appl. No.: **29/281,786**

(22) Filed: **Jun. 29, 2007**

(51) **LOC (9) Cl.** ..... **29-02**

(52) **U.S. Cl.** ..... **D29/121.1**

(58) **Field of Classification Search** ..... D29/100,  
D29/101.1, 101.2, 101.3, 101.4, 101.5, 120.1,  
D29/120.2, 121.1, 121.2, 122, 113; D2/901;  
D24/189, 190, 192; 2/16, 20-24, 62, 267,  
2/455, 461, 463, 910, 911; 602/3, 5, 6, 16,  
602/23, 26; 128/882, 892

See application file for complete search history.

(56) **References Cited**

**U.S. PATENT DOCUMENTS**

2,650,362	A	9/1953	Musgrave	
4,796,303	A *	1/1989	Atwater	2/24
4,845,778	A	7/1989	Peterson	
4,879,765	A	11/1989	Bailie et al.	
D312,147	S	11/1990	Lapin	
D327,961	S *	7/1992	Decker	D29/121.1
D334,827	S	4/1993	Brown	
D338,281	S	8/1993	Bottoroff et al.	

D373,657	S *	9/1996	Walker	D29/121.1
5,592,689	A	1/1997	Matthews	
D417,037	S	11/1999	Bitter	
D417,933	S *	12/1999	Hanley et al.	D29/121.1
D425,673	S *	5/2000	Powell-Lesnick	D29/121.1
D448,084	S *	9/2001	Hopwood et al.	D24/190
6,332,224	B1 *	12/2001	Walker et al.	2/239
D465,069	S	10/2002	Criddell	
6,553,573	B1 *	4/2003	Brown	2/24
D481,175	S *	10/2003	Keen, Sr.	D29/121.1
6,708,342	B2 *	3/2004	Boersema	2/69
7,089,598	B2	8/2006	Sallas et al.	

\* cited by examiner

*Primary Examiner*—Raphael Barkai

*Assistant Examiner*—Randall H Gholson

(74) *Attorney, Agent, or Firm*—Tsircou Law, P.C.

(57) **CLAIM**

We claim the ornamental design for a knee pad, as shown and described.

**DESCRIPTION**

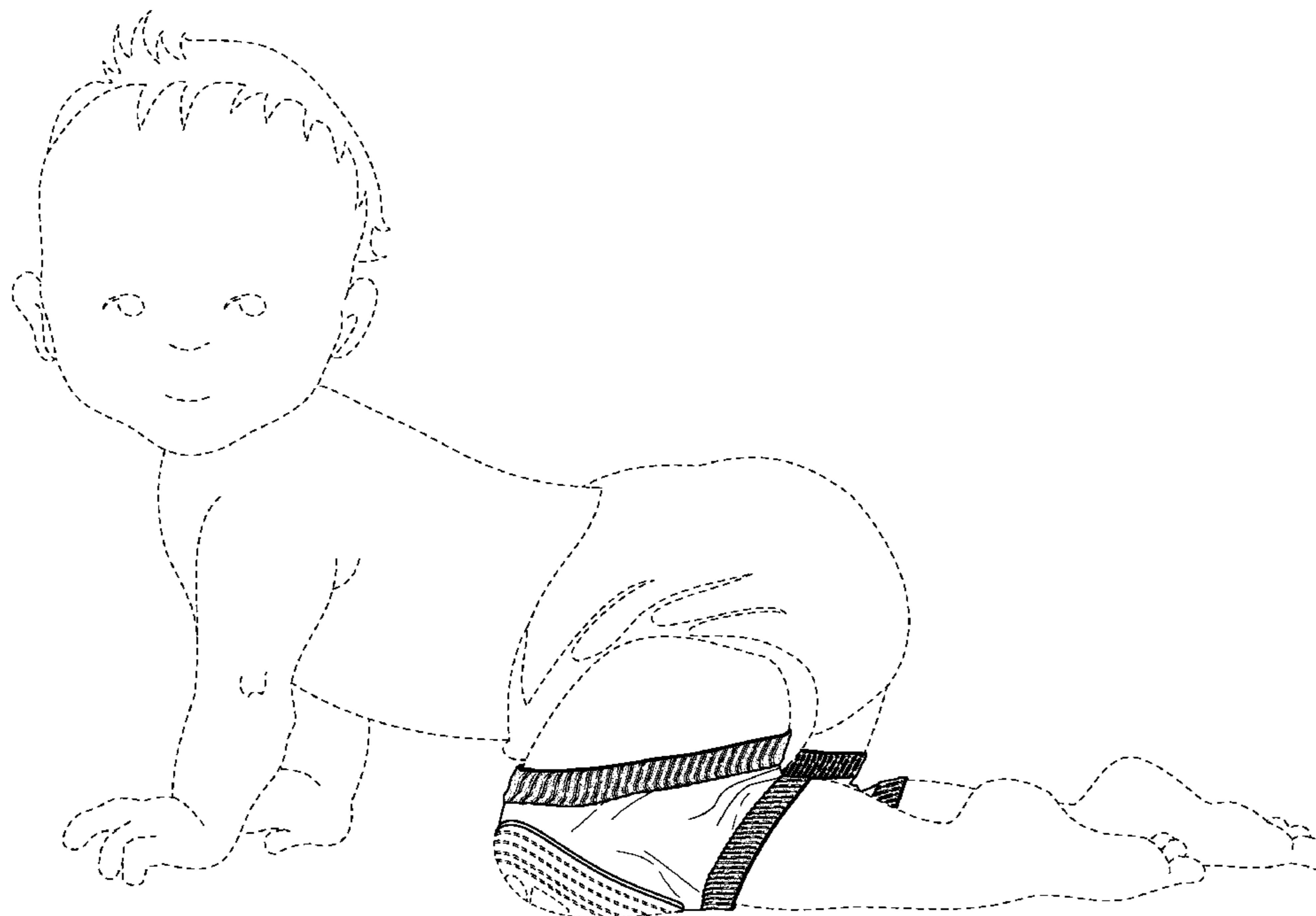
FIG. 1 is a perspective view of a knee pad in accordance with the new design, as worn by an infant (shown in phantom).

FIG. 2 is a front elevational view of the knee pad of FIG. 1; and,

FIG. 3 is a side elevational view of the knee pad of FIG. 1.

The dashed lines are for illustrative purposes only and form no part of the claimed design.

**1 Claim, 2 Drawing Sheets**



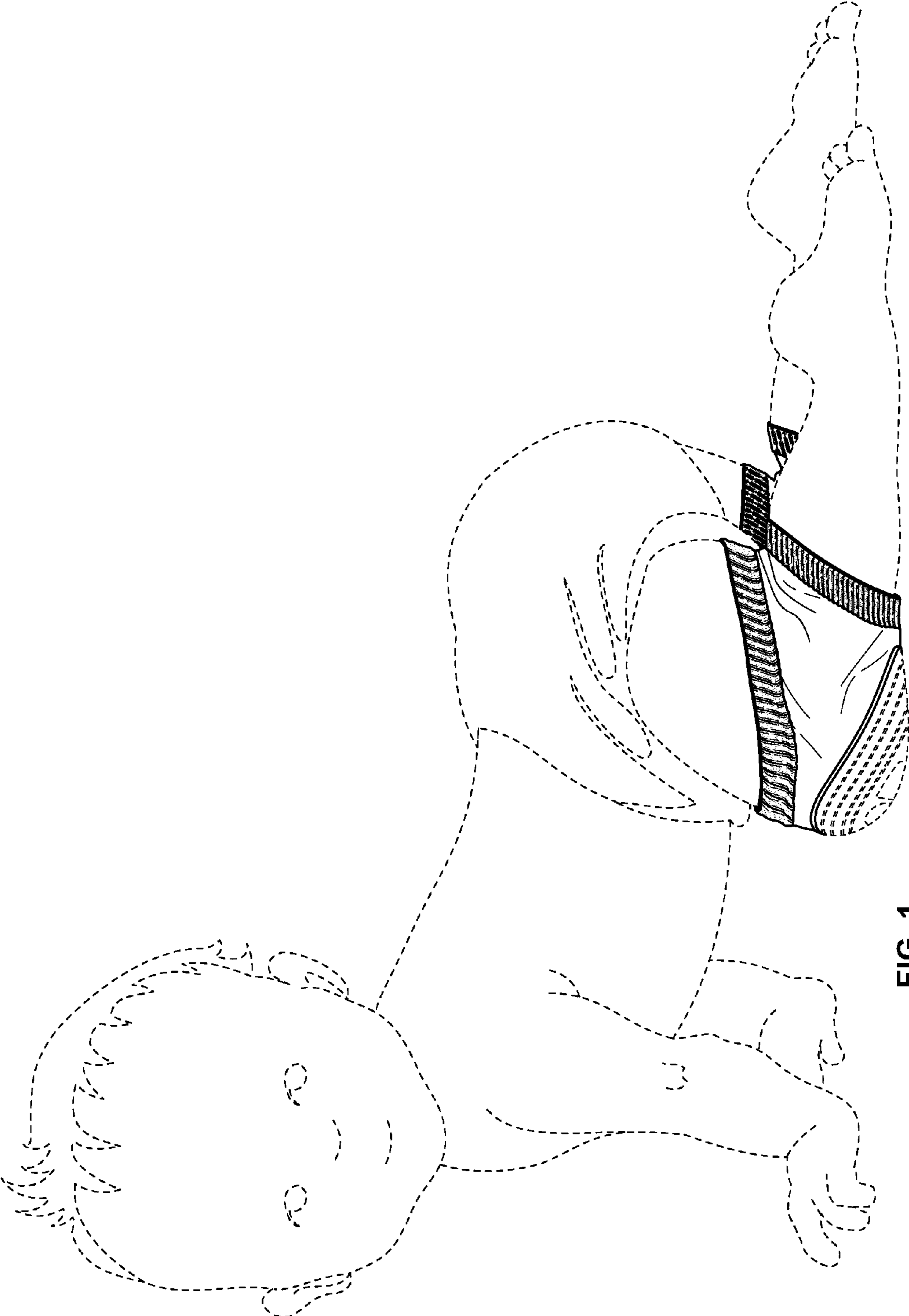


FIG. 1

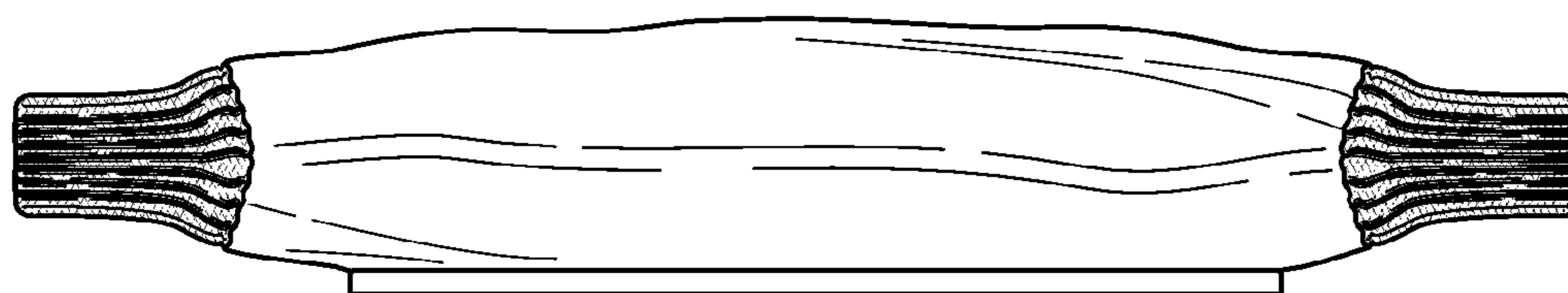


FIG. 3

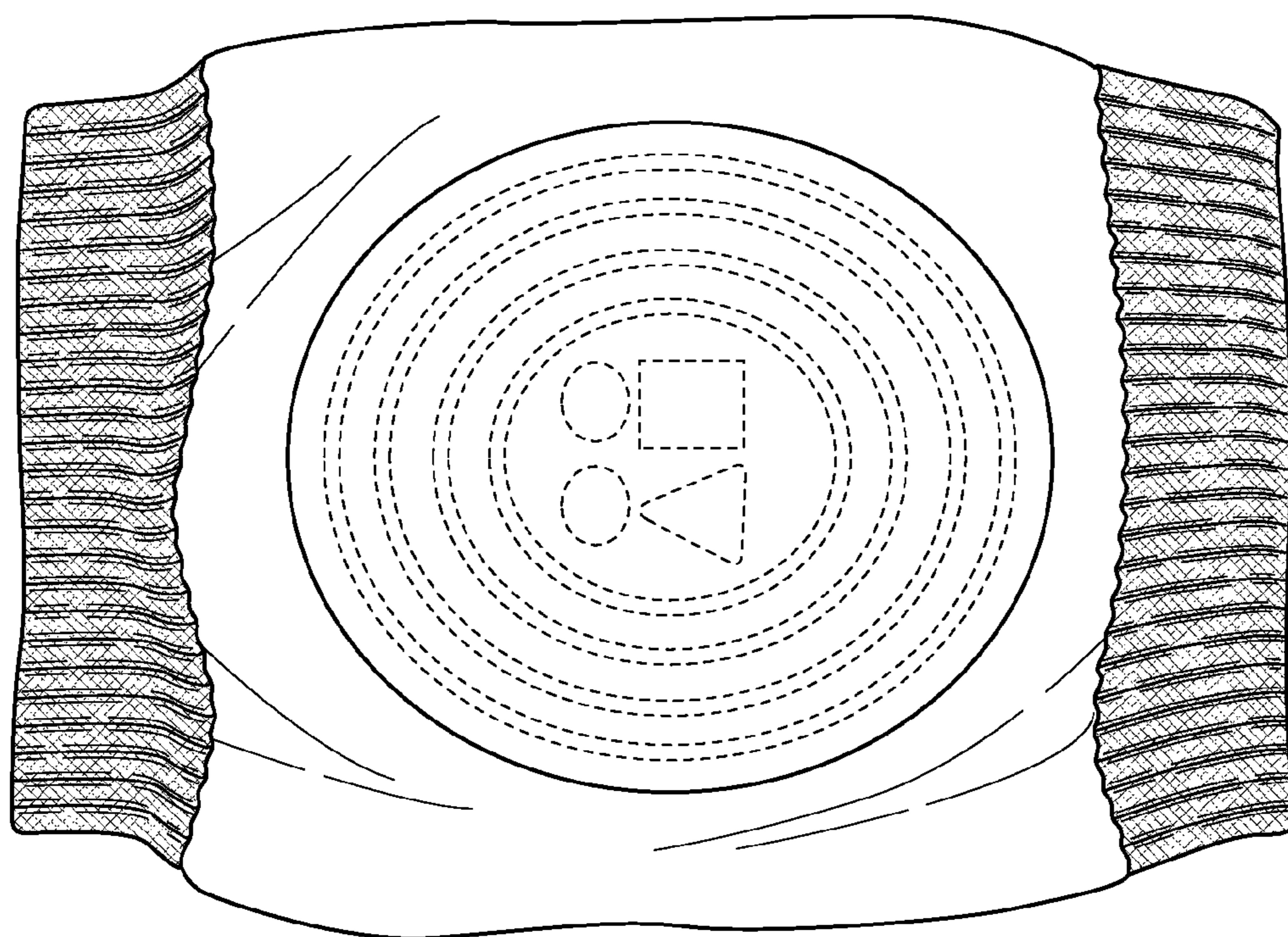


FIG. 2