



US00D590989S

(12) **United States Design Patent**
Hon

(10) **Patent No.:** **US D590,989 S**

(45) **Date of Patent:** **** Apr. 21, 2009**

(54) **ELECTRONIC CIGARETTE POWER SUPPLY**

(76) **Inventor:** **Lik Hon**, Rm 1010-12 West Tower, Shun Tak Centre, 168 Connaught Road Central, Hong Kong (HK)

(**) **Term:** **14 Years**

(21) **Appl. No.:** **29/319,780**

(22) **Filed:** **Jun. 13, 2008**

(51) **LOC (9) Cl.** **27-01**

(52) **U.S. Cl.** **D27/101**

(58) **Field of Classification Search** D27/100–101;
131/270–273, 360, 194

See application file for complete search history.

(56) **References Cited**

U.S. PATENT DOCUMENTS

4,771,796	A *	9/1988	Myer	131/273
5,269,327	A *	12/1993	Counts et al.	131/194
5,611,360	A *	3/1997	Tang	131/194
5,893,371	A *	4/1999	Rose et al.	131/270
5,988,176	A *	11/1999	Baggett et al.	131/352
7,216,652	B1 *	5/2007	Fournier et al.	131/365
7,231,923	B2 *	6/2007	Adiga et al.	131/194
2004/0154630	A1 *	8/2004	Tabuchi et al.	131/360
2004/0200493	A1 *	10/2004	Matsufuji et al.	131/360
2005/0016550	A1 *	1/2005	Katase	131/194

2006/0185687	A1 *	8/2006	Hearn et al.	131/360
2006/0196518	A1 *	9/2006	Hon	131/360
2006/0254604	A1 *	11/2006	Martinez Fernandez	131/273

* cited by examiner

Primary Examiner—Jennifer Rivard

(74) *Attorney, Agent, or Firm*—Perkins Coie LLP

(57) **CLAIM**

The ornamental design for an electronic cigarette power supply, as shown and described.

DESCRIPTION

FIG. 1 is a top, front and left perspective view of my new design for an electronic cigarette power supply.

FIG. 2 is a top, back and right perspective view.

FIG. 3 is a right side view. The left side view is a mirror image of the right side view.

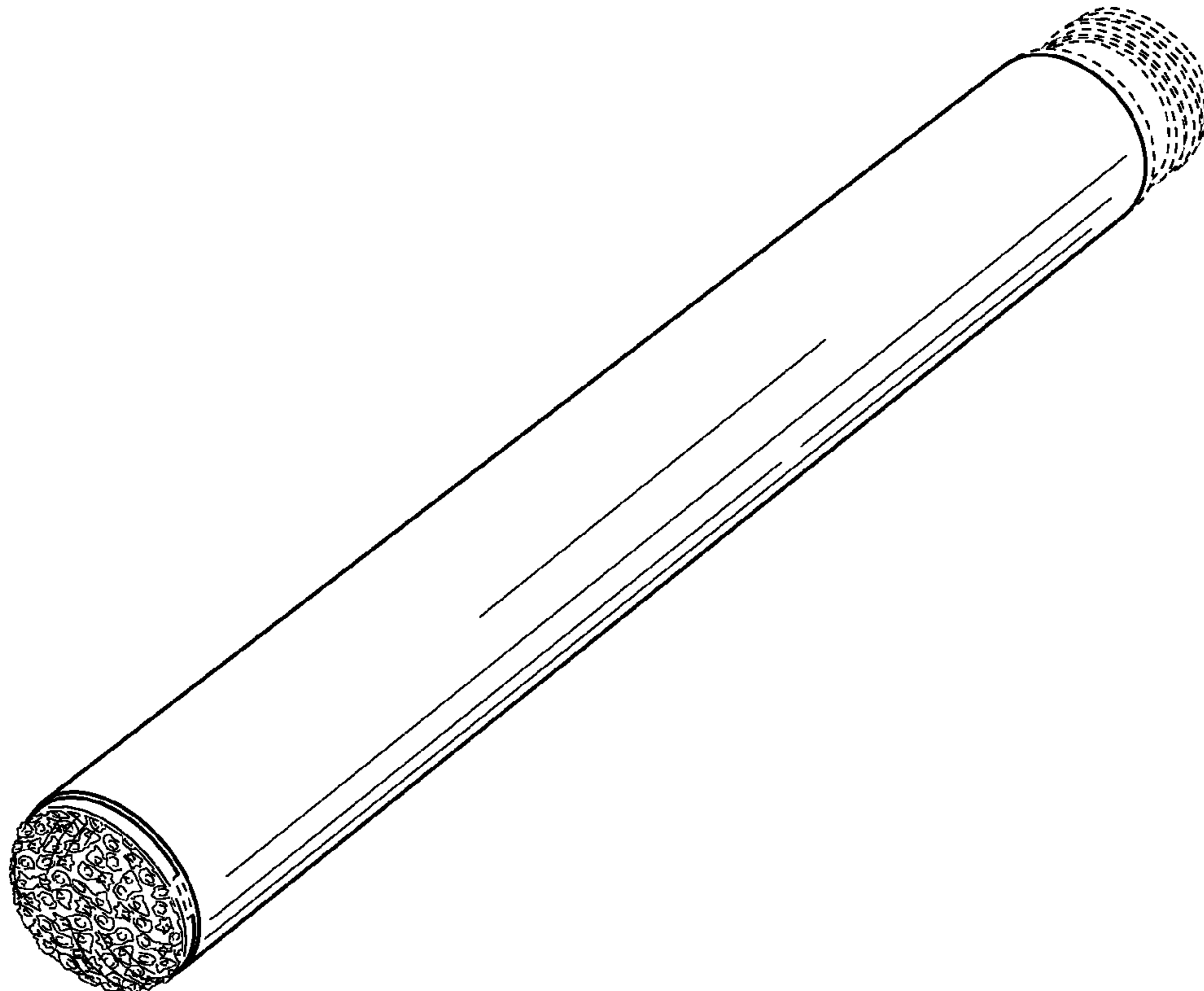
FIG. 4 is a top view. The bottom view is a mirror image of the top view.

FIG. 5 is a front view; and,

FIG. 6 is a back view.

The portions of the drawings shown in dashed broken lines form no part of the claimed design.

1 Claim, 2 Drawing Sheets



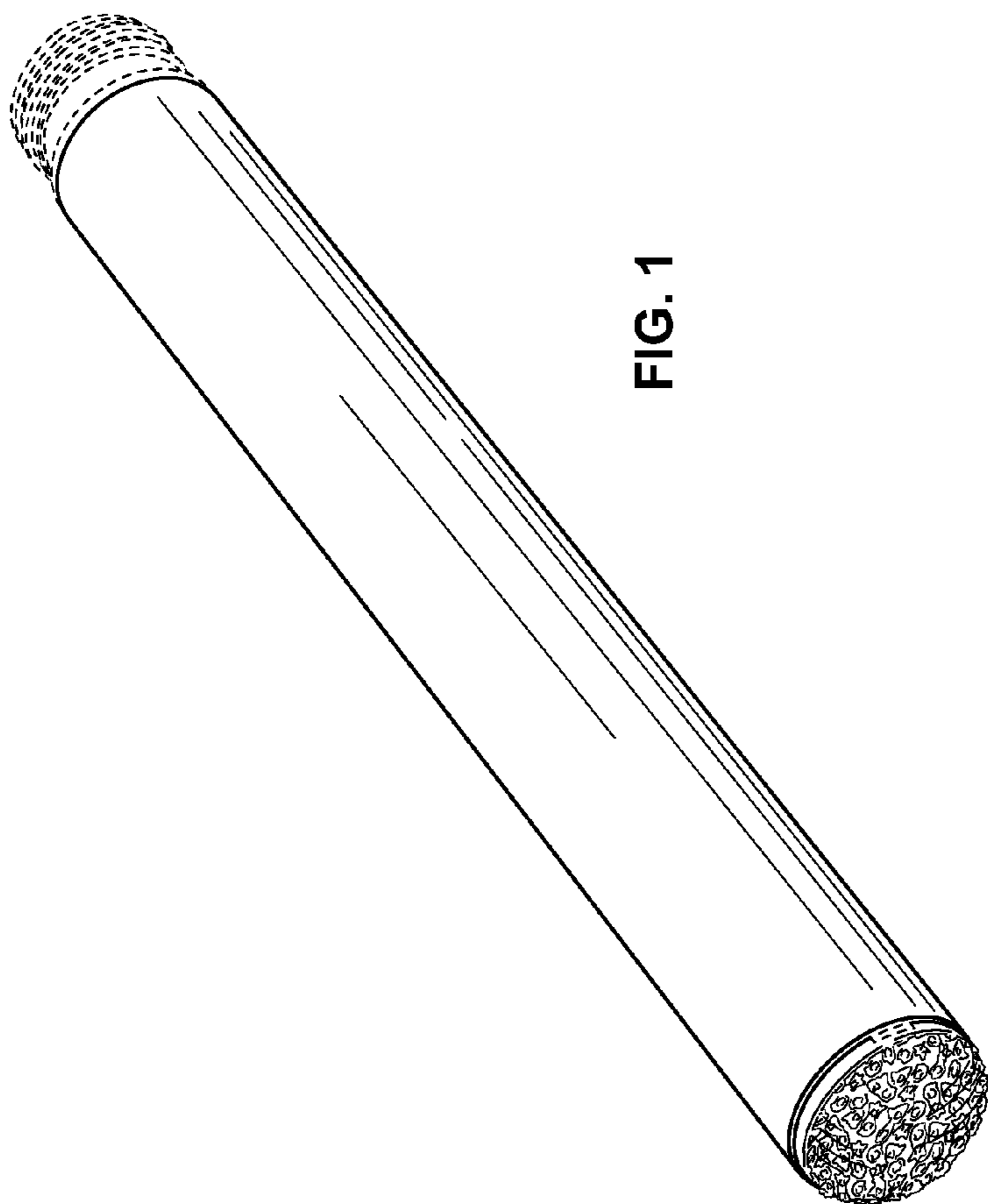


FIG. 1

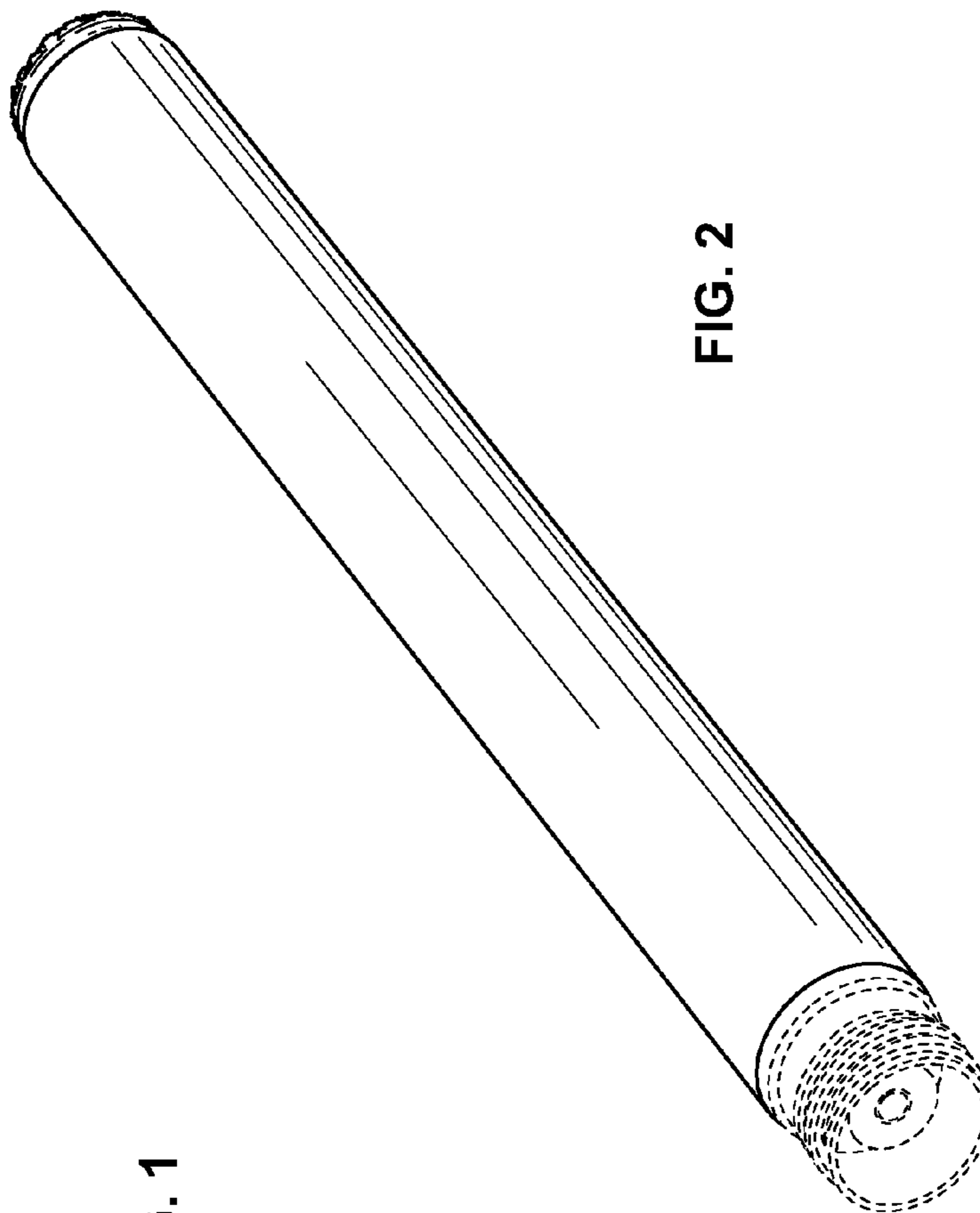


FIG. 2

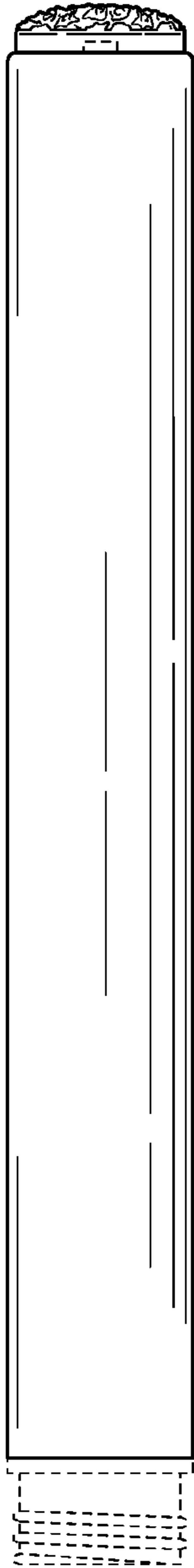


FIG. 3

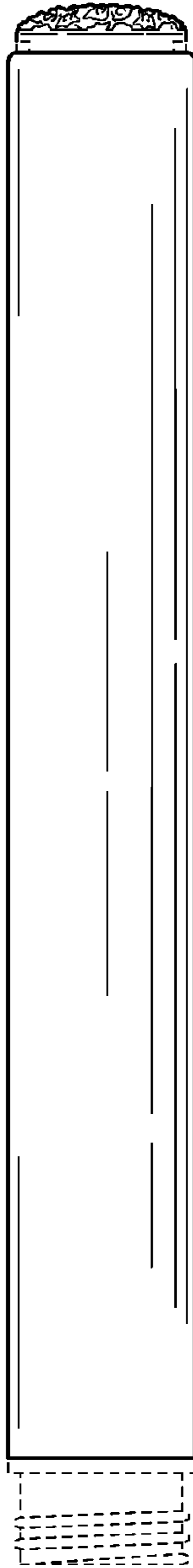


FIG. 4



FIG. 5

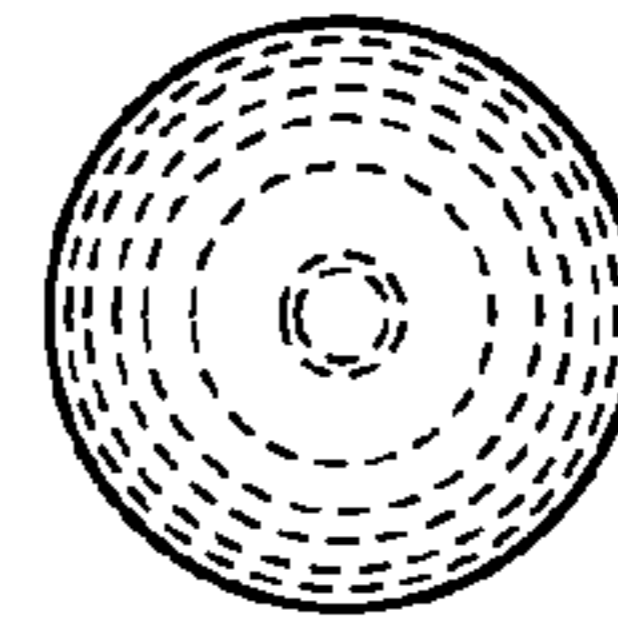


FIG. 6