

US00D590968S

(12) **United States Design Patent**  
**Ryousuke**

(10) **Patent No.:** **US D590,968 S**  
(45) **Date of Patent:** **\*\* Apr. 21, 2009**

(54) **REAR COMBINATION LAMP FOR AN  
AUTOMOBILE**

(75) Inventor: **Tairadate Ryousuke**, Kariya (JP)

(73) Assignee: **Toyota Jidosha Kabushiki Kaisha** (JP)

(\*\*) Term: **14 Years**

(21) Appl. No.: **29/322,054**

(22) Filed: **Jul. 29, 2008**

(51) **LOC (9) Cl.** ..... **26-06**

(52) **U.S. Cl.** ..... **D26/28**

(58) **Field of Classification Search** ..... D26/28-36;  
362/459-468, 475-478, 485-487

See application file for complete search history.

(56) **References Cited**

**U.S. PATENT DOCUMENTS**

- D552,769 S \* 10/2007 Leclercq ..... D26/28
- D570,015 S \* 5/2008 Hsu ..... D26/28
- D574,524 S \* 8/2008 Tomatsu ..... D26/28

**OTHER PUBLICATIONS**

Toyota, Passo, Catalogue of Passo, Jun. 2004, Toyota.  
Suzuki, Wagon R, www.suzuki.co.jp, May 2007.

\* cited by examiner

*Primary Examiner*—Marcus A. Jackson

(74) *Attorney, Agent, or Firm*—Saidman DesignLaw Group

(57) **CLAIM**

The ornamental design for a rear combination lamp for an automobile, as shown and described.

**DESCRIPTION**

FIG. 1 is a perspective view of a rear combination lamp for an automobile showing my new design;

FIG. 2 is a front view thereof;

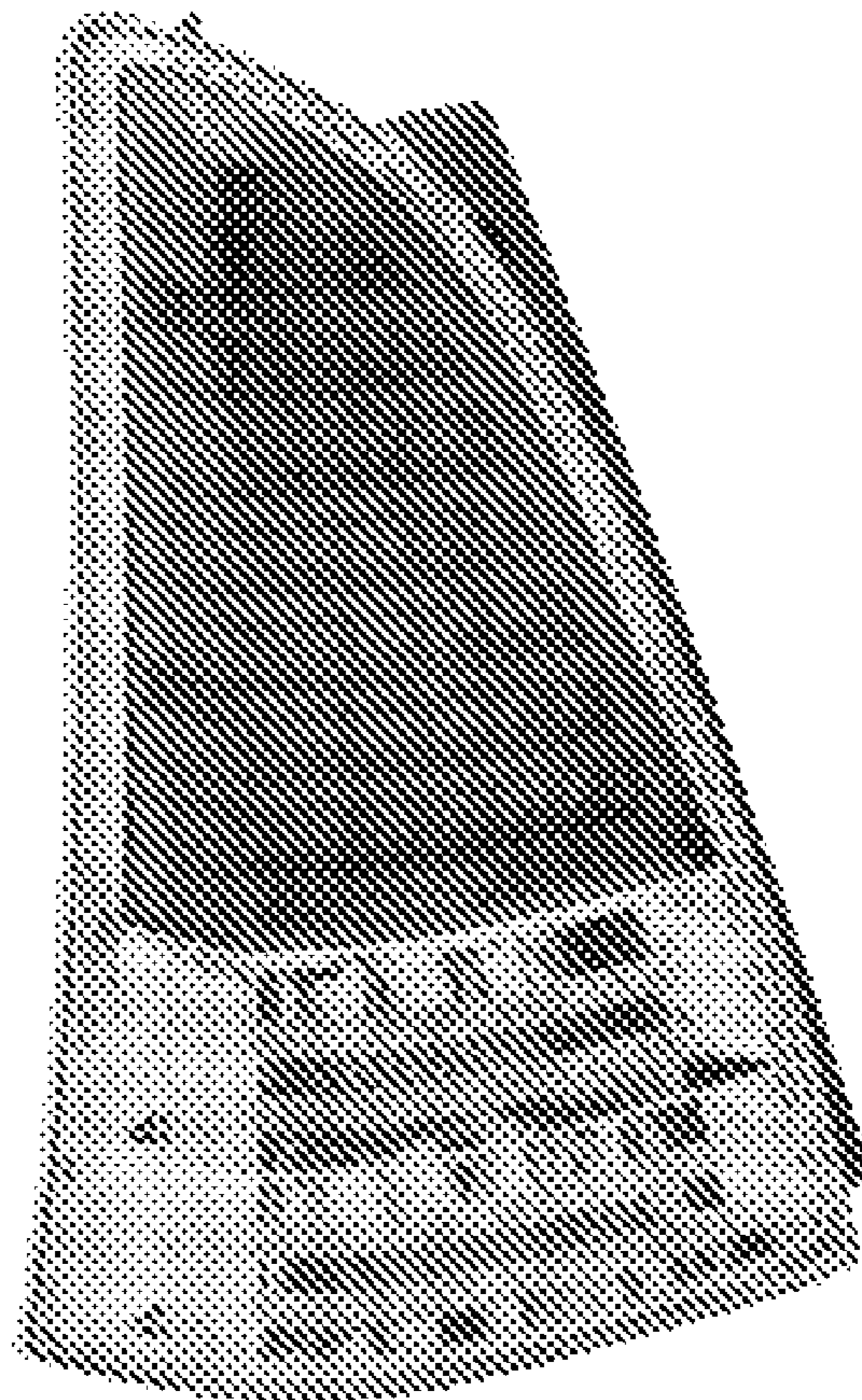
FIG. 3 is a left-side view thereof;

FIG. 4 is a right-side view thereof;

FIG. 5 is a top view thereof; and,

FIG. 6 is a bottom view thereof.

**1 Claim, 2 Drawing Sheets**



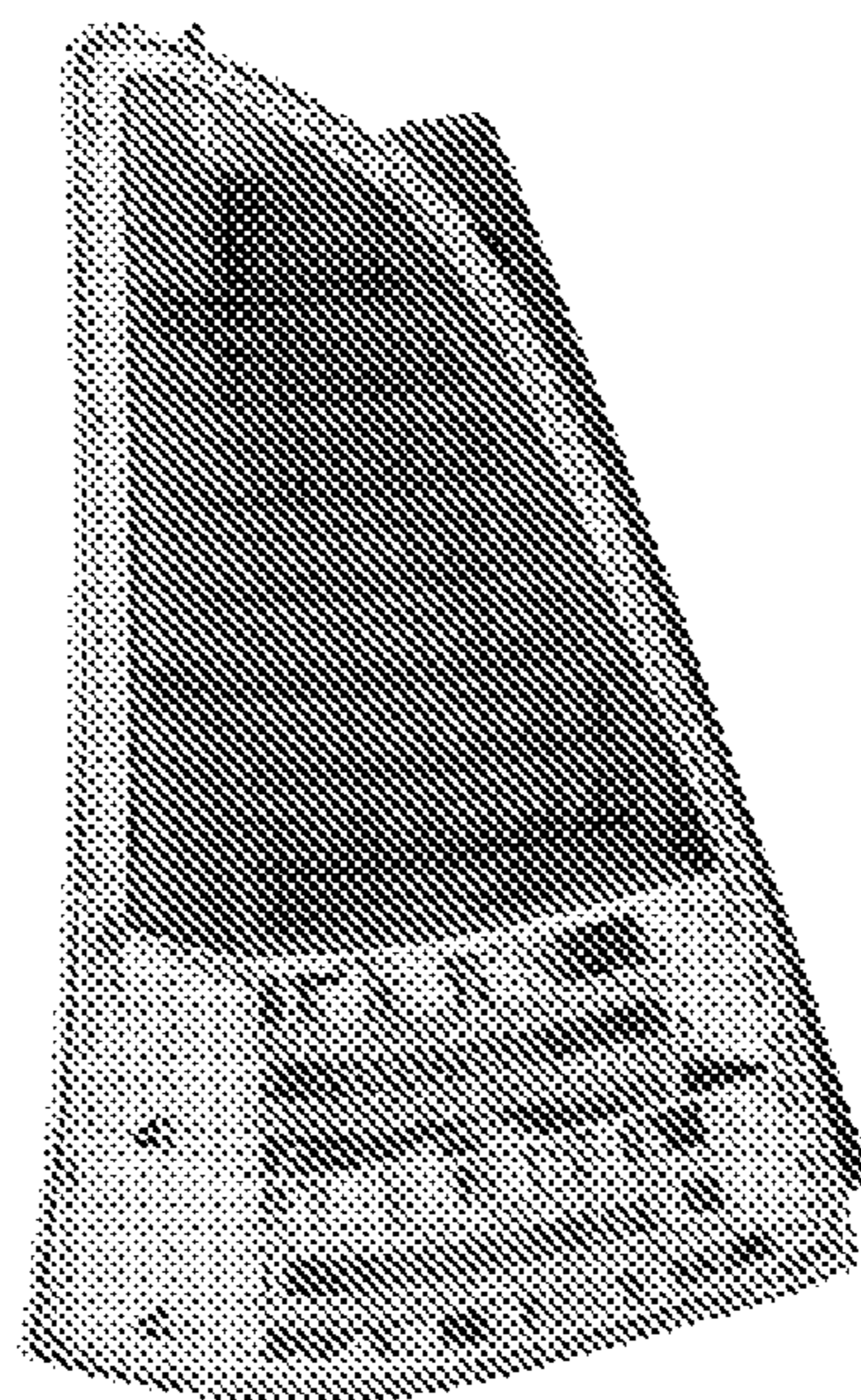


FIG. 1

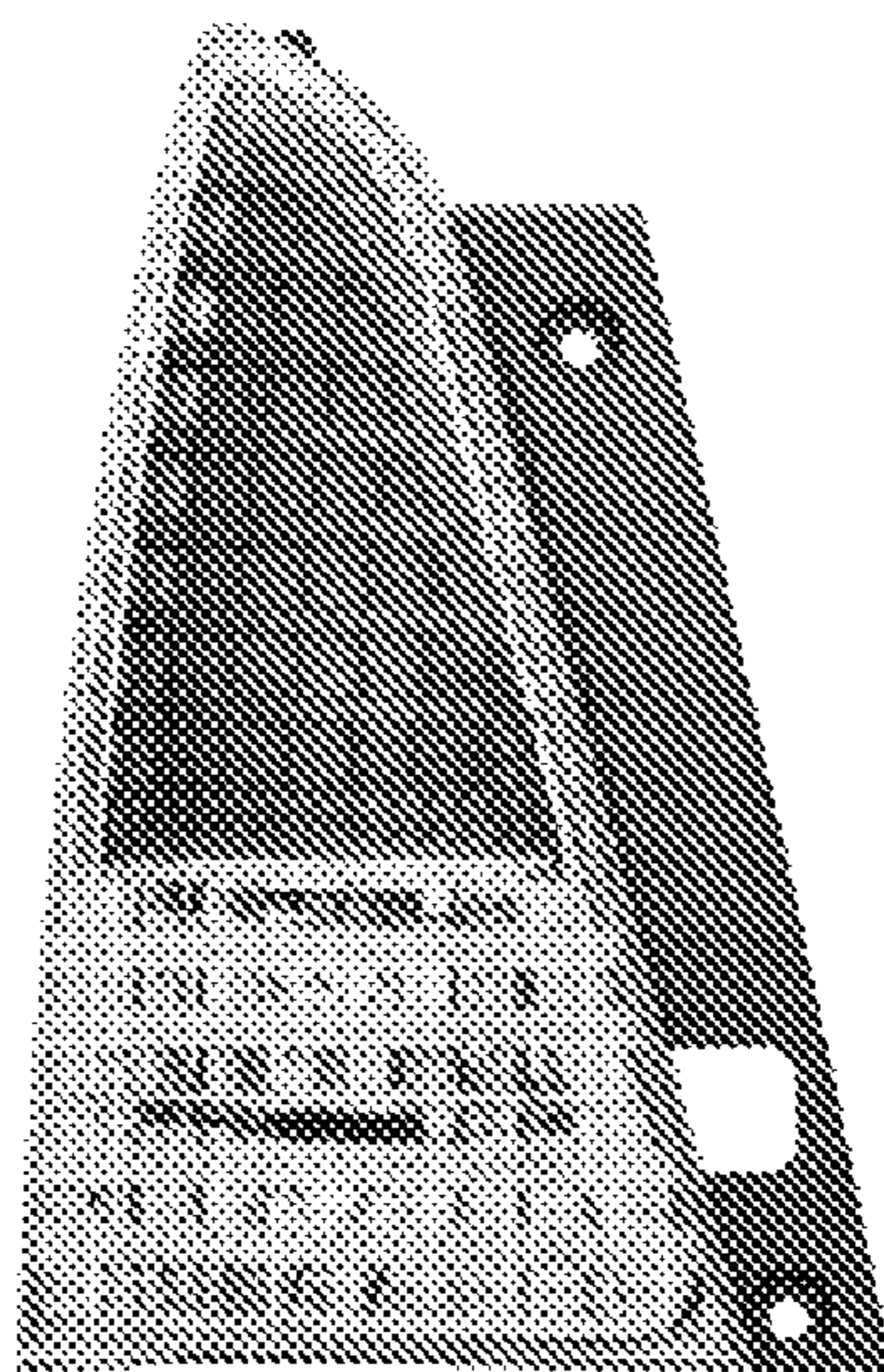


FIG. 2




FIG. 3




FIG. 4




FIG. 5

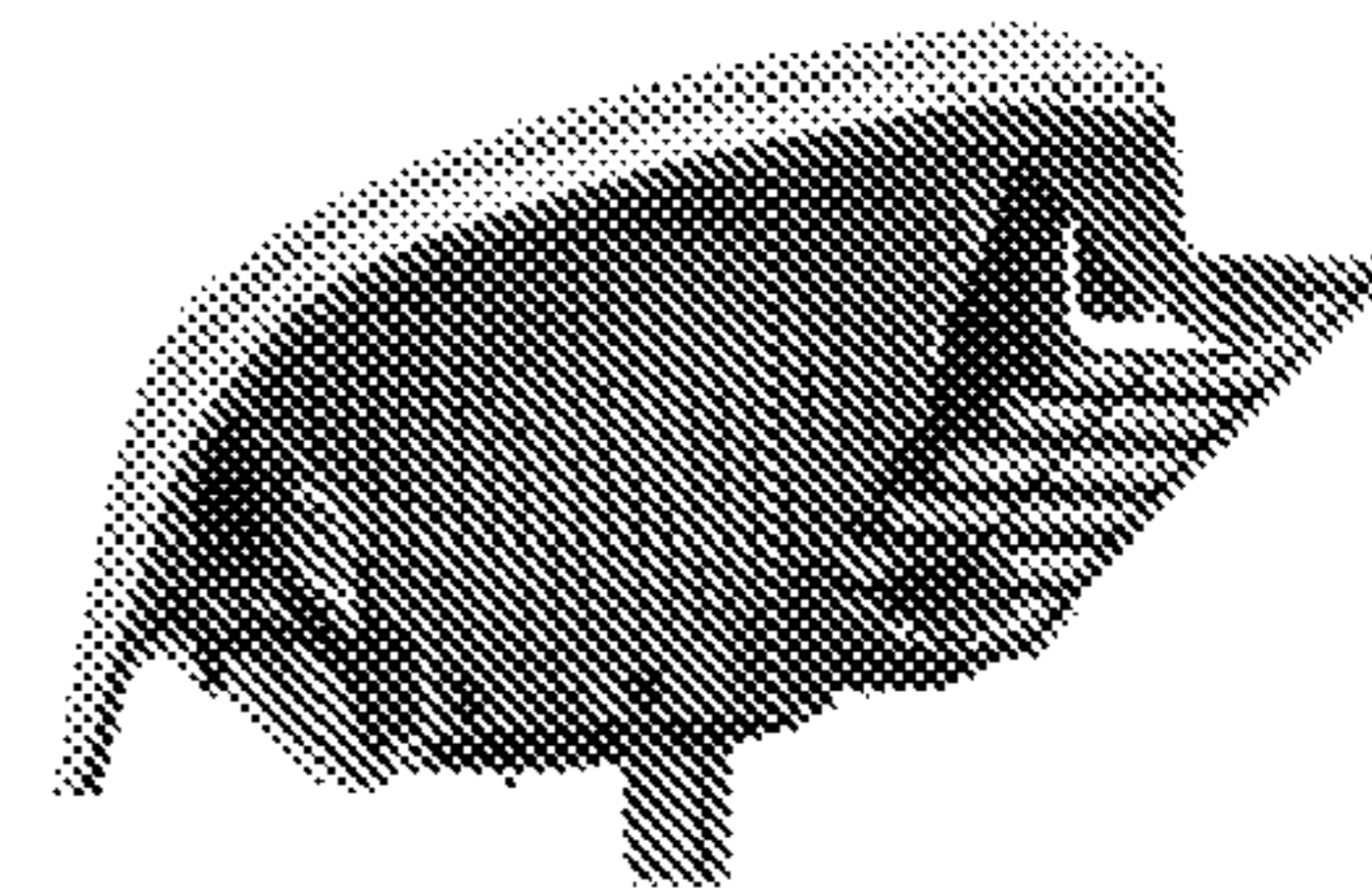


FIG. 6