



US00D590961S

(12) **United States Design Patent**  
**Franson**

(10) **Patent No.:** **US D590,961 S**  
(45) **Date of Patent:** **\*\* Apr. 21, 2009**

(54) **WINDOW COMPONENT EXTRUSION**

(75) Inventor: **Jeffrey R. Franson**, Maple Valley, WA (US)

(73) Assignee: **Mikron Industries, Inc**, Kent, WA (US)

(\*\*) Term: **14 Years**

(21) Appl. No.: **29/294,694**

(22) Filed: **Jan. 22, 2008**

(51) **LOC (9) Cl.** ..... **25-01**

(52) **U.S. Cl.** ..... **D25/124**

(58) **Field of Classification Search** ..... D25/121,  
D25/122, 124, 125; 52/204.59, 204.1, 204.2,  
52/204.5, 204.51, 656.5, 656.6, 213, 215,  
52/208, 293.3, 204.97, 204.595, 204.71,  
52/730.3, 656.2, 207, 204.7; 49/209, 501,  
49/504, DIG. 2, 169

See application file for complete search history.

(56) **References Cited**

U.S. PATENT DOCUMENTS

D427,330 S \* 6/2000 Oliver ..... D25/124

D463,580 S \* 9/2002 Lockbeam ..... D25/124  
2002/0124494 A1\* 9/2002 Zen ..... 52/204.1  
2004/0255527 A1\* 12/2004 Chen ..... 52/204.1  
2005/0144861 A1\* 7/2005 Petta et al. .... 52/204.1

\* cited by examiner

*Primary Examiner*—Doris Clark

(74) *Attorney, Agent, or Firm*—David C. Gadd

(57) **CLAIM**

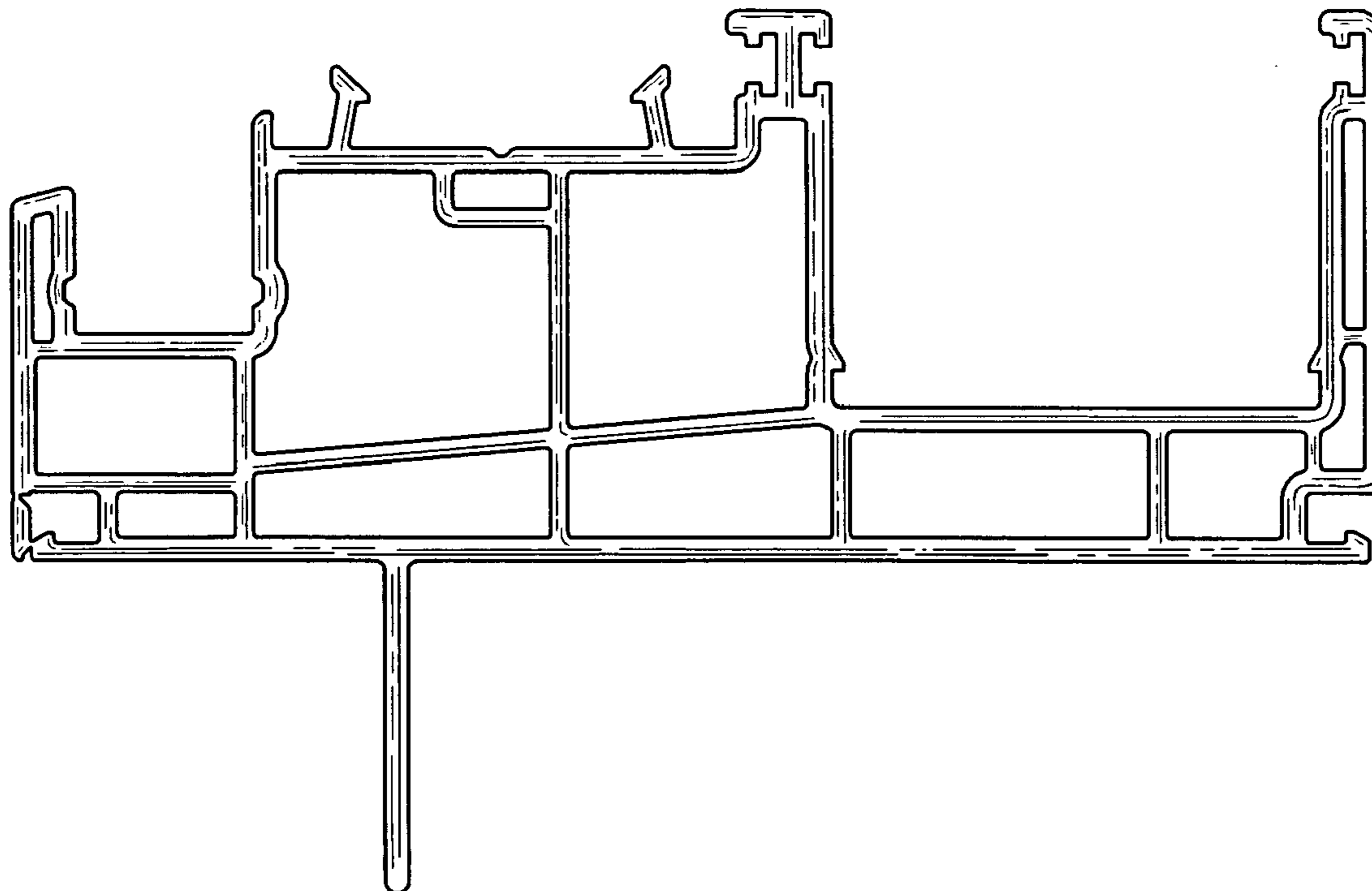
The ornamental design for a window component extrusion, as shown and described.

**DESCRIPTION**

FIG. 1 is a front elevation view of a window component extrusion; and,

FIG. 2 is a rear elevation view thereof.

**1 Claim, 2 Drawing Sheets**



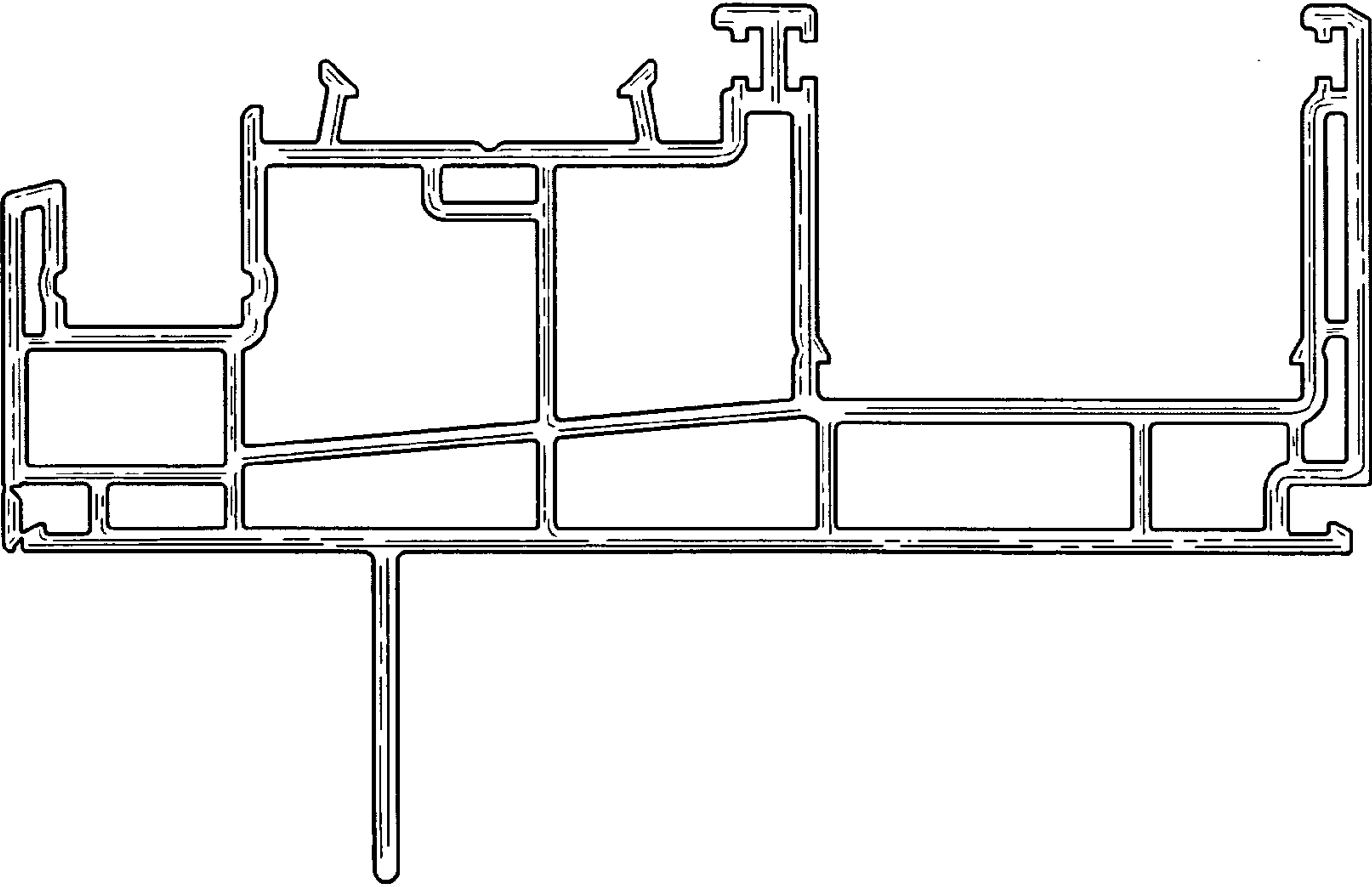


Fig. 1

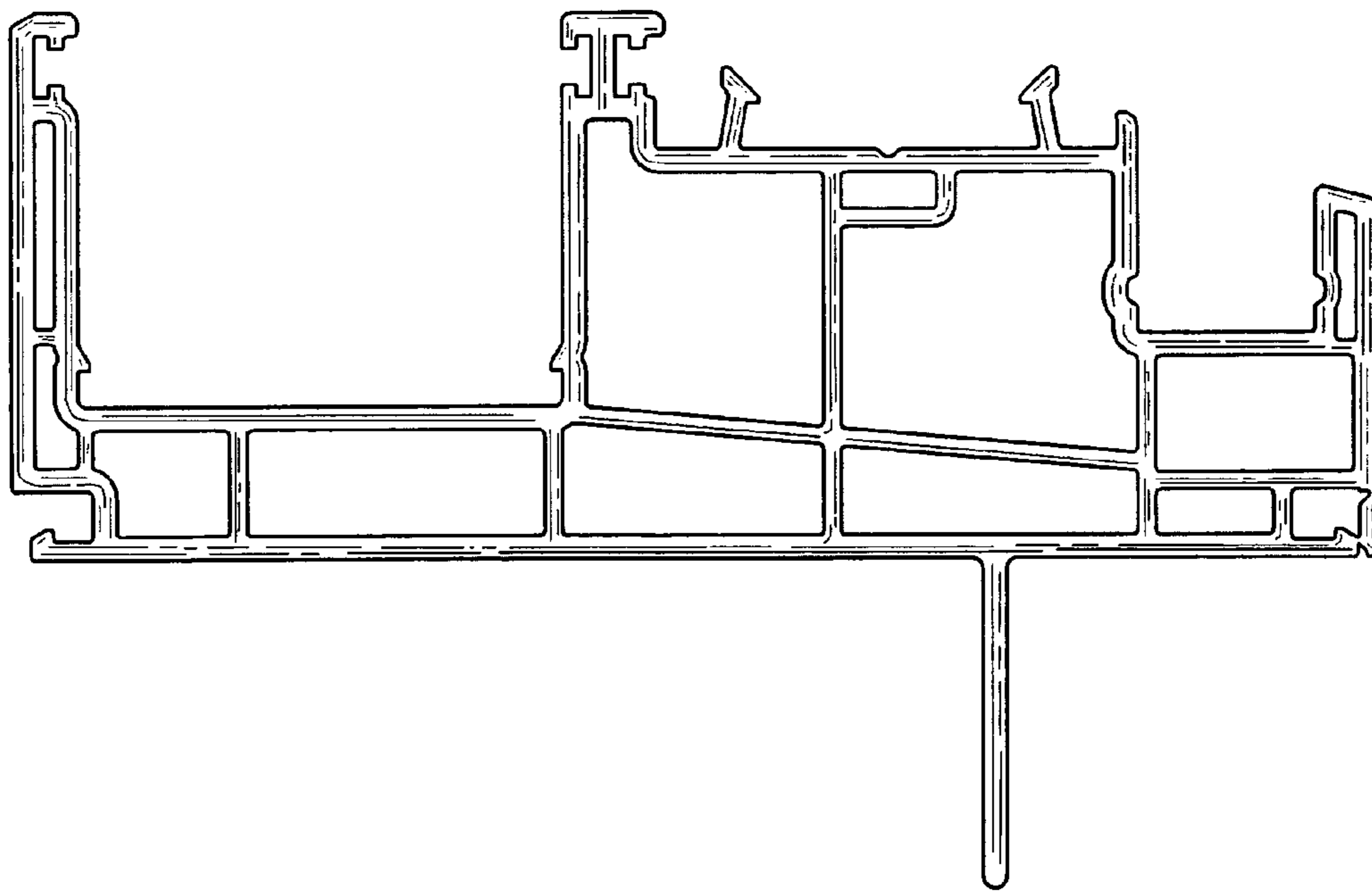


Fig. 2