

US00D590960S

(12) **United States Design Patent**  
**Franson**

(10) **Patent No.:** **US D590,960 S**

(45) **Date of Patent:** **\*\* Apr. 21, 2009**

(54) **WINDOW COMPONENT EXTRUSION**

D402,050 S \* 12/1998 Leonelli ..... D25/124

(75) Inventor: **Jeffrey R Franson**, Maple Valley, WA  
(US)

6,006,478 A \* 12/1999 Hubner et al. .... 52/204.5

D473,325 S \* 4/2003 Schrader ..... D25/124

(73) Assignee: **Mikron Industries, Inc.**, Kent, WA (US)

(\*\*) Term: **14 Years**

\* cited by examiner

(21) Appl. No.: **29/294,693**

*Primary Examiner*—Doris Clark

(74) *Attorney, Agent, or Firm*—David C. Gadd

(22) Filed: **Jan. 22, 2008**

(57) **CLAIM**

(51) **LOC (9) Cl.** ..... **25-01**

The ornamental design for a window component extrusion, as shown and described.

(52) **U.S. Cl.** ..... **D25/124**

(58) **Field of Classification Search** ..... D25/121,  
D25/122, 124, 125; 52/204.59, 204.1, 204.2,  
52/204.5, 204.51, 656.5, 656.6, 213, 215,  
52/208, 293.3, 204.97, 204.595, 204.71,  
52/730.3, 656.2; 49/209, 501, 504, DIG. 2

See application file for complete search history.

**DESCRIPTION**

(56) **References Cited**


FIG. 1 is a front elevation view of a window component extrusion; and,


FIG. 2 is a rear elevation view thereof.

U.S. PATENT DOCUMENTS


D334,817 S \* 4/1993 Cole ..... D25/124

**1 Claim, 2 Drawing Sheets**





**Fig. 1**



**Fig. 2**