



US00D590945S

(12) **United States Design Patent**
Berberich

(10) **Patent No.:** **US D590,945 S**
(45) **Date of Patent:** **** Apr. 21, 2009**

(54) **MEDICAL INSTRUMENT**

(75) Inventor: **Sascha Berberich**, Tuttlingen (DE)

(73) Assignee: **Karl Storz GmbH & Co. KG** (DE)

(**) Term: **14 Years**

(21) Appl. No.: **29/280,107**

(22) Filed: **May 16, 2007**

(30) **Foreign Application Priority Data**

Nov. 16, 2006 (EM) 000622824

(51) **LOC (9) Cl.** **24-02**

(52) **U.S. Cl.** **D24/146; D24/133; D24/147**

(58) **Field of Classification Search** D24/146,
D24/140, 133, 147, 138, 137, 107, 108, 129,
D24/112, 144, 110; 600/131, 210; 604/167.06,
604/523, 192, 263, 164.01, 22; 285/316;
606/53, 81, 99, 108, 185, 170, 159, 172,
606/184, 181

See application file for complete search history.

(56) **References Cited**

U.S. PATENT DOCUMENTS

3,093,134	A *	6/1963	Roehr	604/272
D254,444	S *	3/1980	Levine	D24/112
D302,589	S *	8/1989	McMenamy et al.	D24/112
D303,290	S *	9/1989	McMenamy et al.	D24/147
5,112,299	A *	5/1992	Pascaloff	604/22
D357,313	S *	4/1995	Wortrich	D24/112
5,571,091	A *	11/1996	Davis et al.	604/164.11
D399,557	S *	10/1998	Hood et al.	D24/112
5,871,470	A *	2/1999	McWha	604/158
D443,360	S *	6/2001	Haberland	D24/146
D445,495	S *	7/2001	Schaefer et al.	D24/108
D449,887	S *	10/2001	Haberland et al.	D24/146
D467,657	S *	12/2002	Scribner	D24/133
D469,871	S *	2/2003	Sand	D24/133
6,575,919	B1 *	6/2003	Reiley et al.	600/567
D478,987	S *	8/2003	Groenke et al.	D24/146
D482,787	S *	11/2003	Reiss	D24/146
D523,956	S *	6/2006	Guala	D24/108
7,066,942	B2 *	6/2006	Treace	606/92
7,081,122	B1 *	7/2006	Reiley et al.	606/185
D549,824	S *	8/2007	Sauer	D24/146

2004/0064100	A1 *	4/2004	Smith	604/167.06
2005/0065538	A1 *	3/2005	Van Wyk	606/159
2006/0212060	A1 *	9/2006	Hacker et al.	606/180
2007/0260255	A1 *	11/2007	Haddock et al.	606/80

OTHER PUBLICATIONS

Storz Advertising Literature—Arthroscopy Sports Medicine Spine Surgery, Jan. 2003, 7 pages.

* cited by examiner

Primary Examiner—Ian Simmons

Assistant Examiner—Wan Laymon

(74) *Attorney, Agent, or Firm*—St. Onge Steward Johnston & Reens LLC

(57) **CLAIM**

The ornamental design for medical instrument, as shown and described.

DESCRIPTION

FIG. 1 is a top perspective view of a medical instrument in accordance with the new design;

FIG. 2 is a top plan view thereof;

FIG. 3 is a front end perspective view thereof;

FIG. 4 is a back end perspective view thereof;

FIG. 5 is a top perspective view of an inner portion of the medical instrument with the outer portion removed for ease of illustration in accordance with the new design;

FIG. 6 is top plan view thereof;

FIG. 7 is a front end perspective view thereof;

FIG. 8 is a back end perspective view thereof;

FIG. 9 is a top perspective view of an outer portion of the medical instrument with the inner portion removed for ease of illustration in accordance with the new design;

FIG. 10 is top plan view thereof;

FIG. 11 is a front end perspective view thereof; and,

FIG. 12 is a back end perspective view thereof.

1 Claim, 6 Drawing Sheets



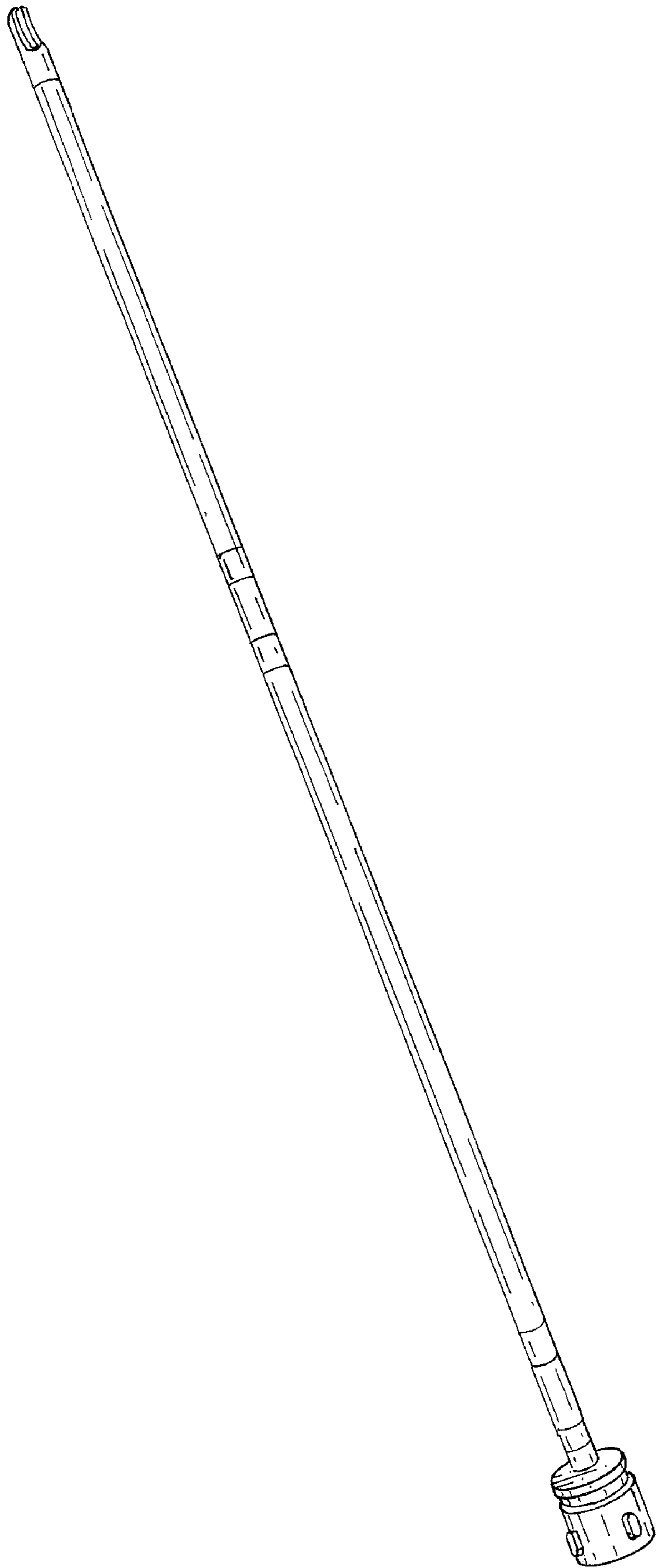


FIG. 1

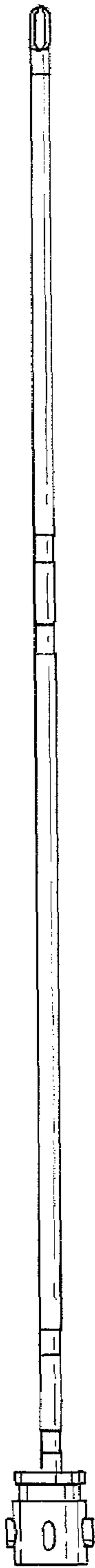


FIG. 2

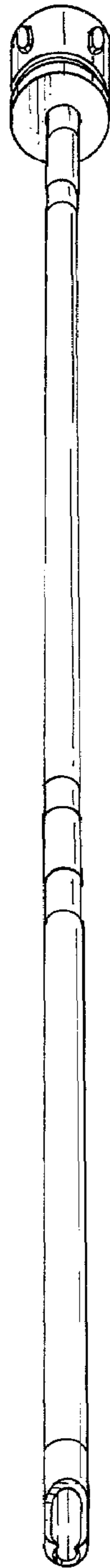


FIG. 3

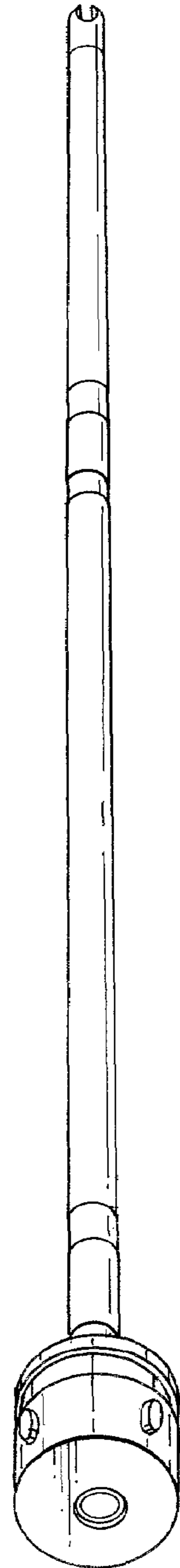


FIG. 4




FIG. 5

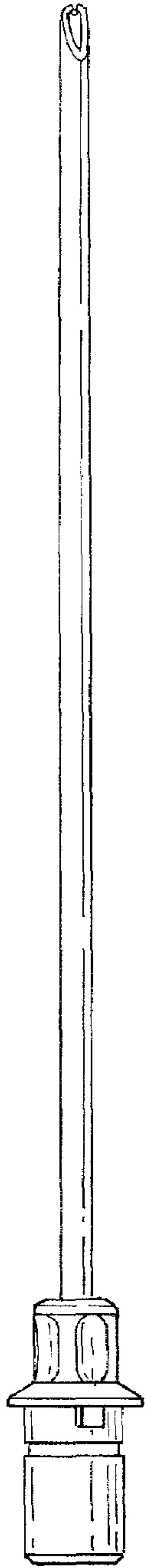


FIG. 6

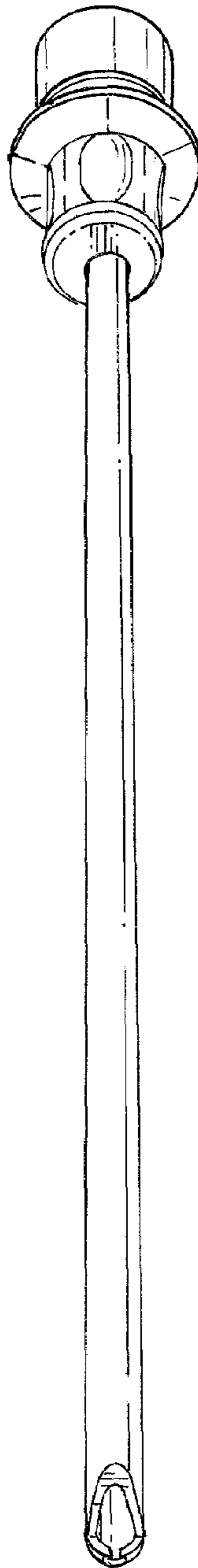


FIG. 7

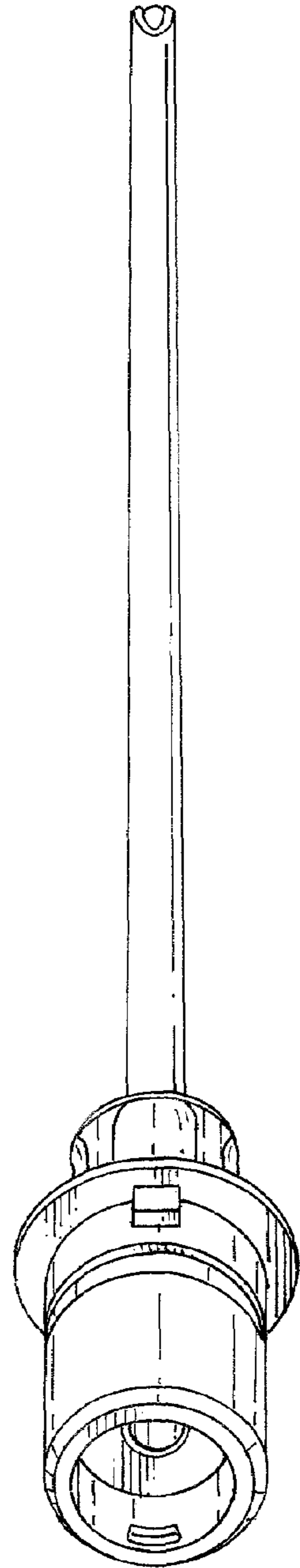


FIG. 8



FIG. 9

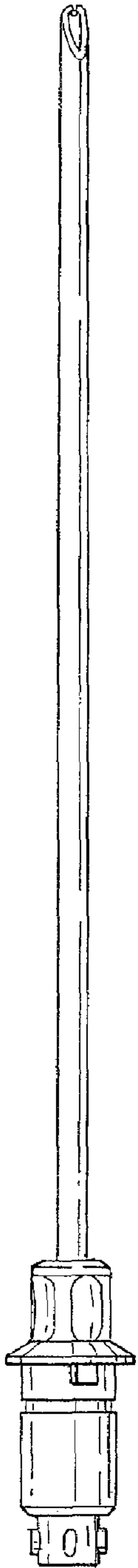


FIG. 10

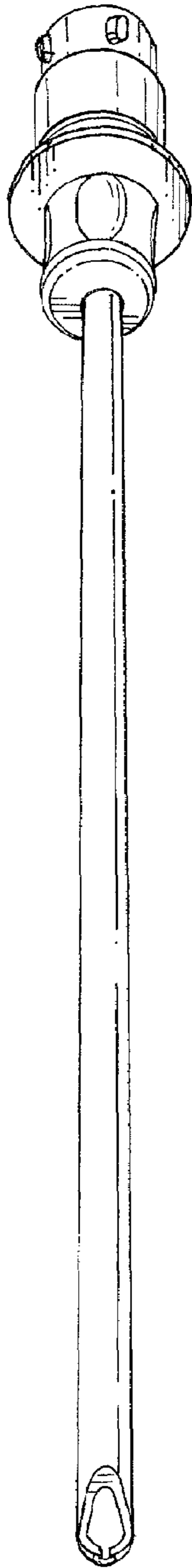


FIG. 11

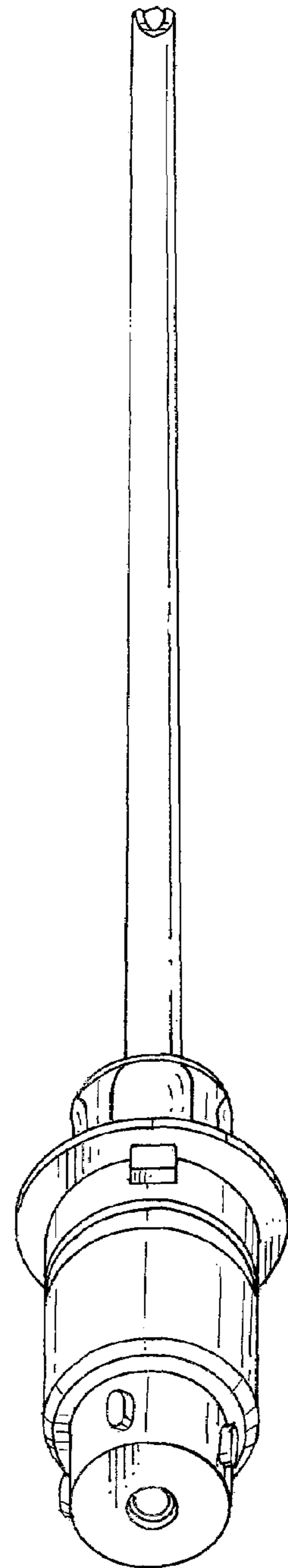


FIG. 12