



US00D590929S

(12) **United States Design Patent**
Blateri

(10) **Patent No.:** **US D590,929 S**
(45) **Date of Patent:** **** Apr. 21, 2009**

(54) **HEATER**
(75) Inventor: **Frank Blateri**, Coppel, TX (US)
(73) Assignee: **Diani, LLC**, Dallas, TX (US)
(**) Term: **14 Years**

D405,520 S 2/1999 Birdsell
D408,907 S 4/1999 Moreno
D421,114 S 2/2000 Lozzio et al.
D421,646 S 3/2000 Palma et al.
D422,073 S 3/2000 Lozzio et al.
D423,663 S 4/2000 Rossman et al.
D424,683 S 5/2000 Bellil et al.

(Continued)

(21) Appl. No.: **29/275,590**
(22) Filed: **Dec. 29, 2006**

FOREIGN PATENT DOCUMENTS

NL 2039684 11/1994

Related U.S. Application Data

(63) Continuation-in-part of application No. 29/253,211, filed on Feb. 2, 2006, now abandoned.

OTHER PUBLICATIONS

“Office Action,” mailed Aug. 22, 2006 In U.S. Appl. No. 29/253,224.

(Continued)

(51) **LOC (9) Cl.** **23-03**
(52) **U.S. Cl.** **D23/335**
(58) **Field of Classification Search** D23/335–336,
D23/332, 350, 314, 342, 340, 341, 381; 392/369,
392/365–368

Primary Examiner—T. Chase Nelson
Assistant Examiner—Eric L Goodman
(74) *Attorney, Agent, or Firm*—Haynes and Boone, LLP

See application file for complete search history.

(57) **CLAIM**

The ornamental design for a heater, as shown and described.

(56) **References Cited**

U.S. PATENT DOCUMENTS

D151,015 S 9/1948 Stiles
4,703,152 A 10/1987 Shih-Chin
D309,182 S 7/1990 Hsu
D323,708 S 2/1992 Wang
D329,089 S 9/1992 Coup et al.
D343,676 S 1/1994 Lim
D344,527 S 2/1994 Drago et al.
D349,570 S 8/1994 Radtke, Jr.
D359,344 S 6/1995 De’Longhi
D395,080 S 6/1998 Jane et al.
D395,490 S 6/1998 Jane’ et al.
D396,527 S 7/1998 Boyle et al.
D398,983 S 9/1998 Keller et al.
D402,742 S 12/1998 Chen

DESCRIPTION

FIG. 1 is a perspective view depicting the heater embodying my new design;

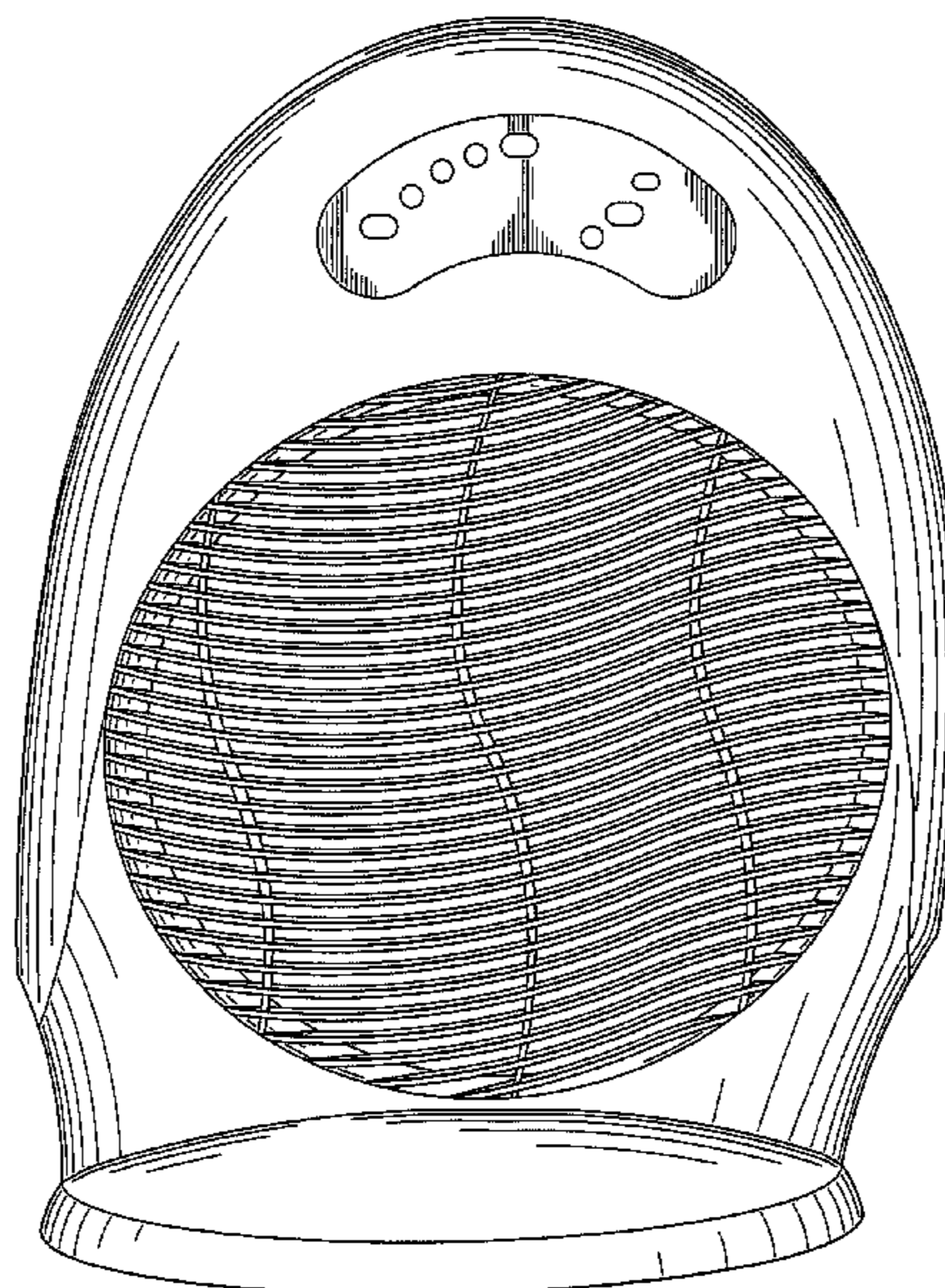
FIG. 2 is a front elevational view depicting the embodiment of FIG. 1;

FIG. 3 is a left elevational view depicting the embodiment of FIG. 1; and,

FIG. 4 is a top plan view depicting the embodiment of FIG. 1.

The broken line showing is included for the purpose of illustrating portions of the article that form no part of the claimed design.

1 Claim, 4 Drawing Sheets



US D590,929 S

Page 2

U.S. PATENT DOCUMENTS

D427,674 S 7/2000 Moreno
D429,808 S 8/2000 Krauss
D433,497 S 11/2000 Hotaling et al.
D440,648 S 4/2001 Lee et al.
D441,065 S 4/2001 Ediger et al.
D444,871 S 7/2001 Wilson, Jr.
D447,552 S 9/2001 Lee et al.
D448,461 S 9/2001 Toro
6,285,829 B1 9/2001 Smith
D451,594 S 12/2001 Chen et al.
D451,595 S 12/2001 Chen et al.
D454,392 S 3/2002 Shapiro
D456,066 S 4/2002 Ching
D459,454 S 6/2002 Shapiro
D460,816 S 7/2002 Mavridis et al.
D466,599 S 12/2002 Bragg et al.
D468,818 S 1/2003 Chuang et al.
D502,768 S 3/2005 Blateri

D507,824 S 7/2005 Blateri
D514,676 S 2/2006 Blateri
D519,195 S 4/2006 Blateri
D532,880 S * 11/2006 Ching D23/335
D532,882 S * 11/2006 Blateri D23/335
D550,339 S * 9/2007 Bucher et al. D23/335

OTHER PUBLICATIONS

“Office Action,” mailed Dec. 18, 2006 in U.S. Appl. No. 29/253,224.
“Notice of Abandonment,” mailed Jul. 24, 2007 in U.S. Appl. No. 29/253,224.

“Office Action,” mailed Aug. 22, 2006 in U.S. Appl. No. 29/253,211.

“Office Action,” mailed Dec. 18, 2006 in U.S. Appl. No. 29/253,211.

“Notice of Abandonment,” mailed Jul. 24, 2007 in U.S. Appl. No. 29/253,211.

U.S. Appl. No. 29/253,211, filed Feb. 2, 2006, Blateri.

U.S. Appl. No. 29/253,224, filed Feb. 2, 2006, Blateri.

* cited by examiner

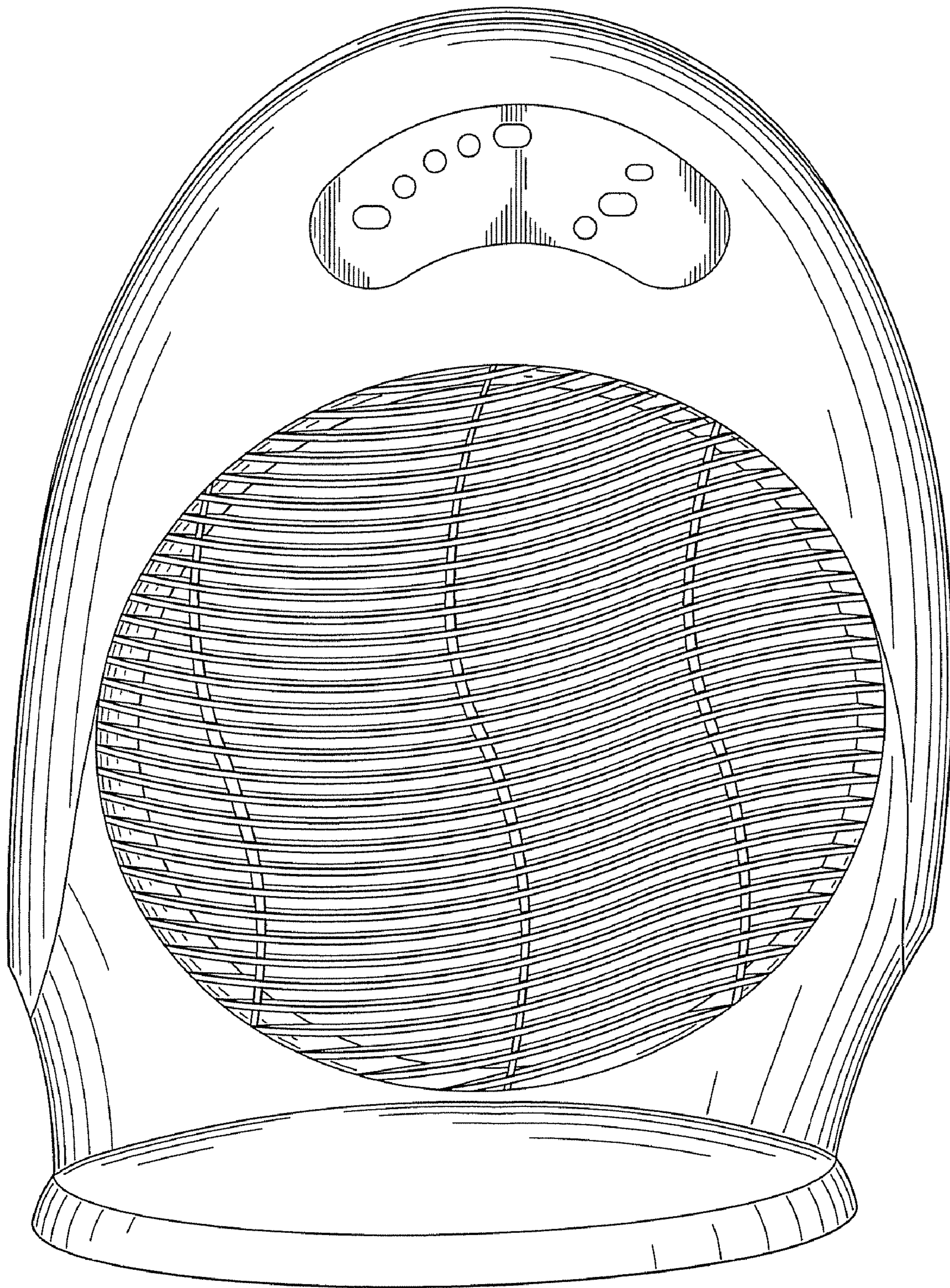


Fig. 1

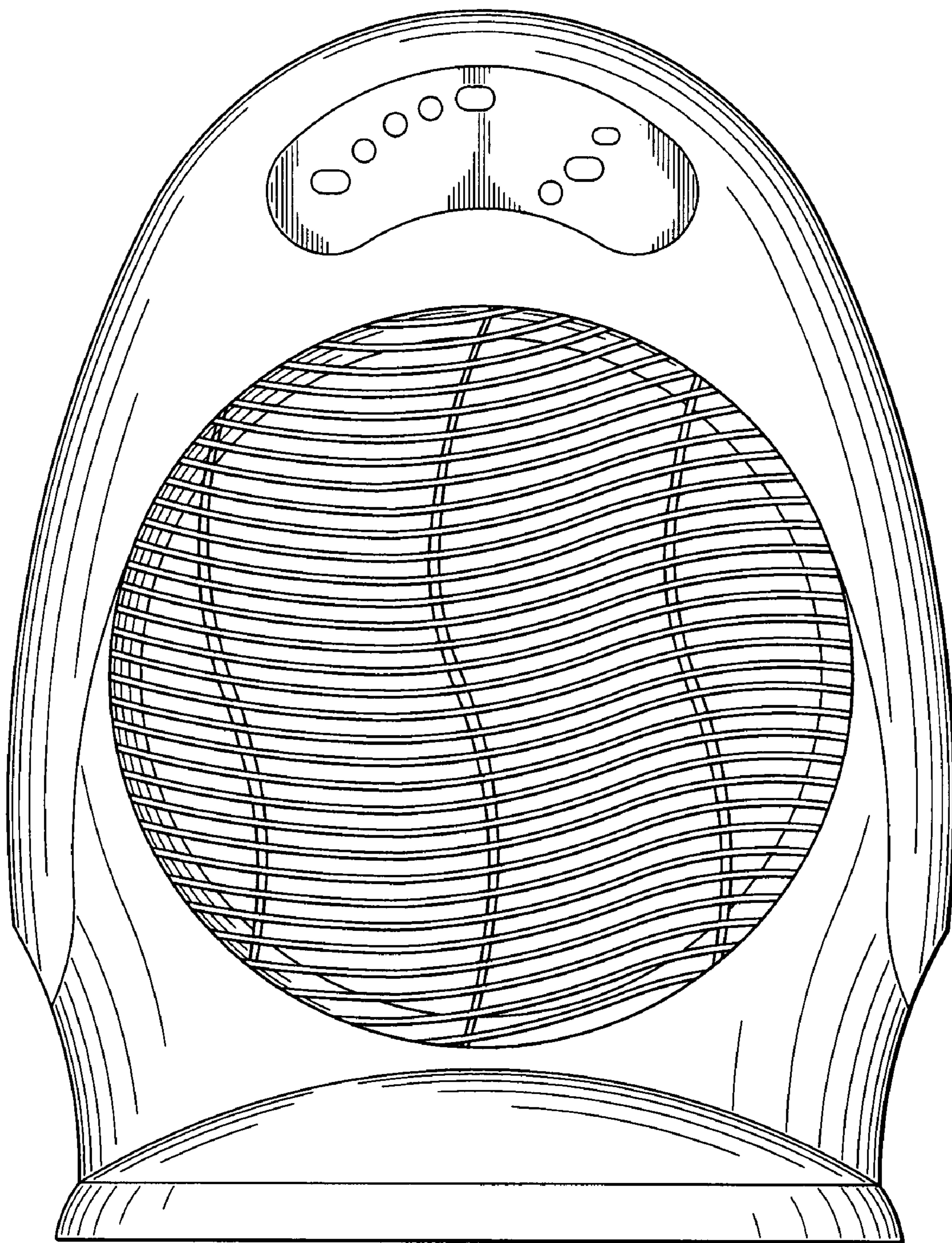


Fig. 2

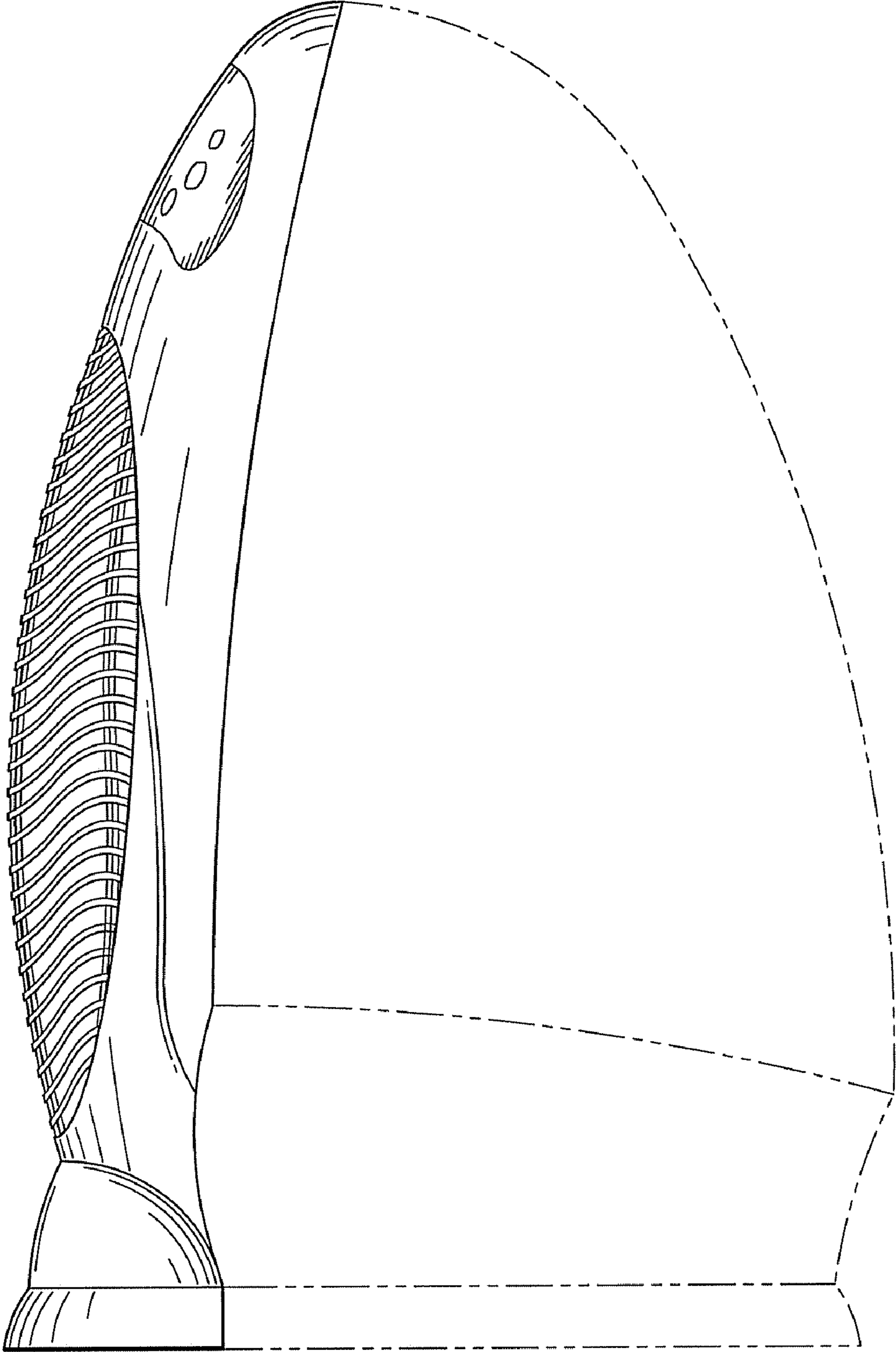


Fig. 3

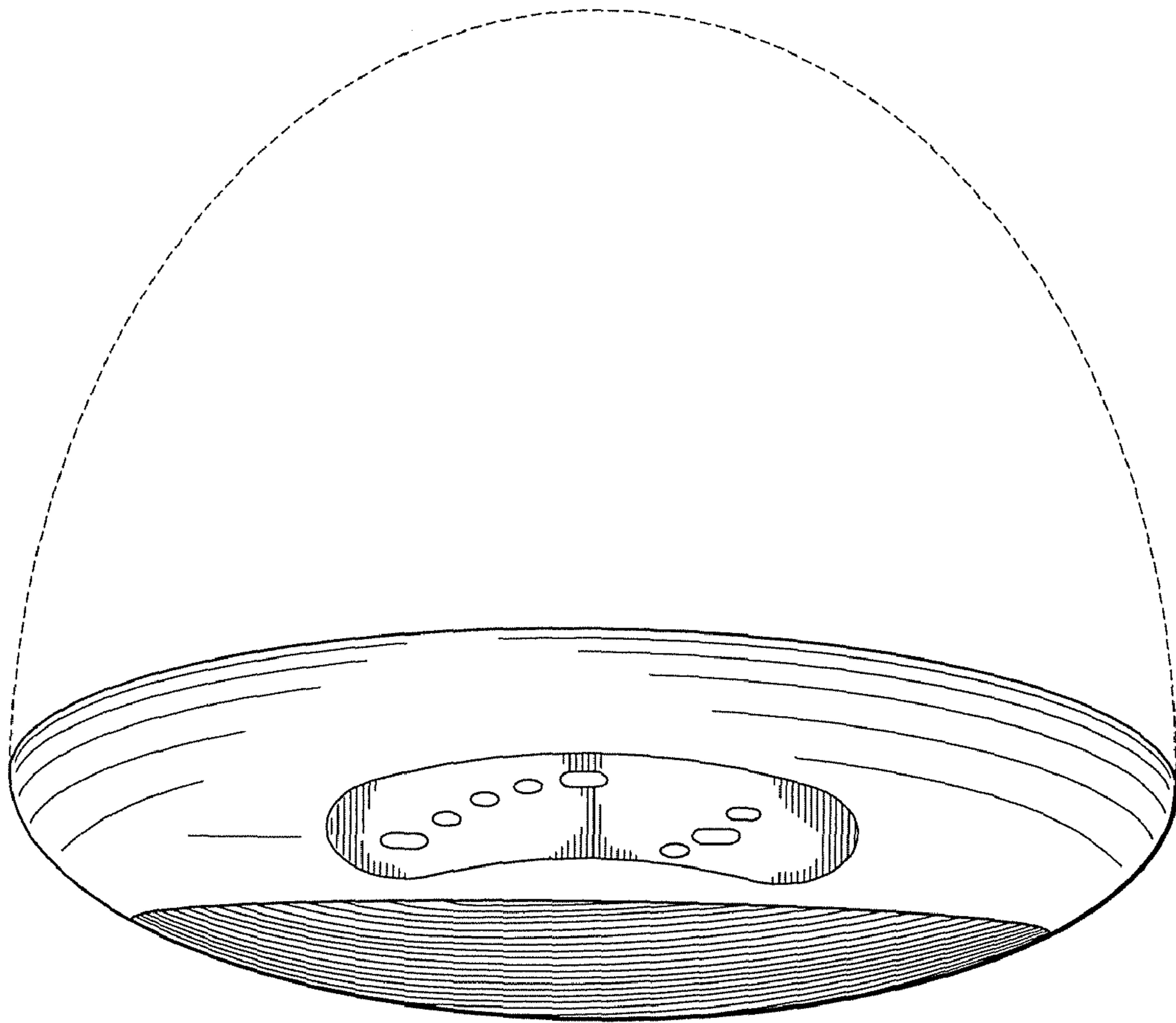


Fig. 4