



US00D590903S

(12) **United States Design Patent**
Dingman et al.

(10) **Patent No.:** **US D590,903 S**

(45) **Date of Patent:** **** Apr. 21, 2009**

(54) **GOLF PUTTER GRIP WITH REMOVABLE
BLACK COLORED PANEL**

D576,241 S * 9/2008 Chen D21/756

(76) Inventors: **Darin Dingman**, 31475 Myrna St.,
Livonia, MI (US) 48154; **Dean
Dingman**, 8130 Southshore Dr.,
Brighton, MI (US) 48114

* cited by examiner

Primary Examiner—Mitchell I Siegel

(74) *Attorney, Agent, or Firm*—Harness, Dickey & Pierce,
P.L.C.

(**) Term: **14 Years**

(21) Appl. No.: **29/320,943**

(22) Filed: **Jul. 8, 2008**

(57) **CLAIM**

The ornamental design for a golf putter grip with removable black colored panel, as shown and described.

(51) **LOC (9) Cl.** **21-02**

(52) **U.S. Cl.** **D21/756**

(58) **Field of Classification Search** D21/756;
150/160

DESCRIPTION

See application file for complete search history.

FIG. 1 is a perspective view of a golf putter grip with removable black colored panel;

FIG. 2 is a front elevational view thereof;

FIG. 3 is a right side elevational view thereof, the undisclosed opposite side being a mirror image;

FIG. 4 is a rear elevational view thereof;

FIG. 5 is a bottom plan view thereof;

FIG. 6 is a top plan view thereof;

FIG. 7 is a right side elevational view thereof, with the black colored panel removed for clarity of illustration, the undisclosed opposite side being a mirror image; and,

FIG. 8 is a rear elevation view of FIG. 7.


The broken line showing is for illustrative purposes only and forms no part of the invention. Portions of the figure have been lined for the color black.

(56) **References Cited**

U.S. PATENT DOCUMENTS

D512,758 S *	12/2005	Tuerschmann et al.	D21/756
D524,390 S *	7/2006	Tuerschmann	D21/756
D534,603 S *	1/2007	Norton et al.	D21/756
D534,604 S *	1/2007	Norton et al.	D21/756
D534,606 S *	1/2007	Norton et al.	D21/756
D545,388 S *	6/2007	Chen	D21/756
D548,808 S *	8/2007	Chen	D21/756
D576,240 S *	9/2008	Chen	D21/756

1 Claim, 3 Drawing Sheets






FIG. 1




FIG. 2




FIG. 3




FIG. 4

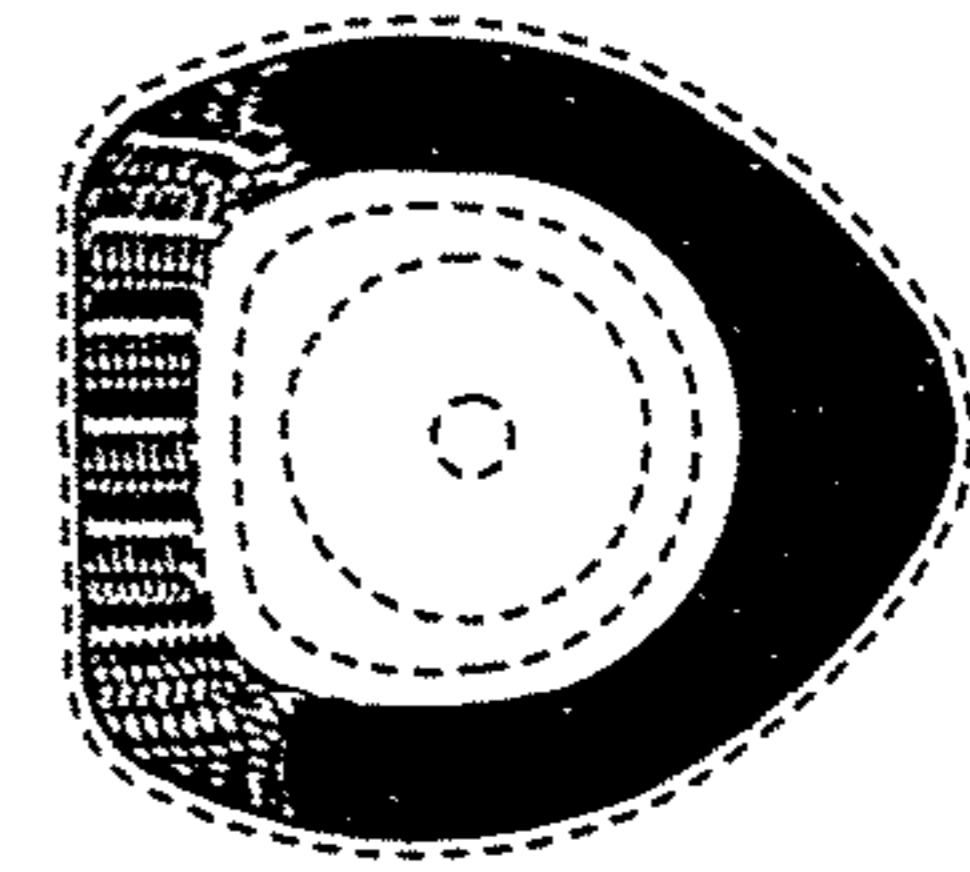


FIG. 5

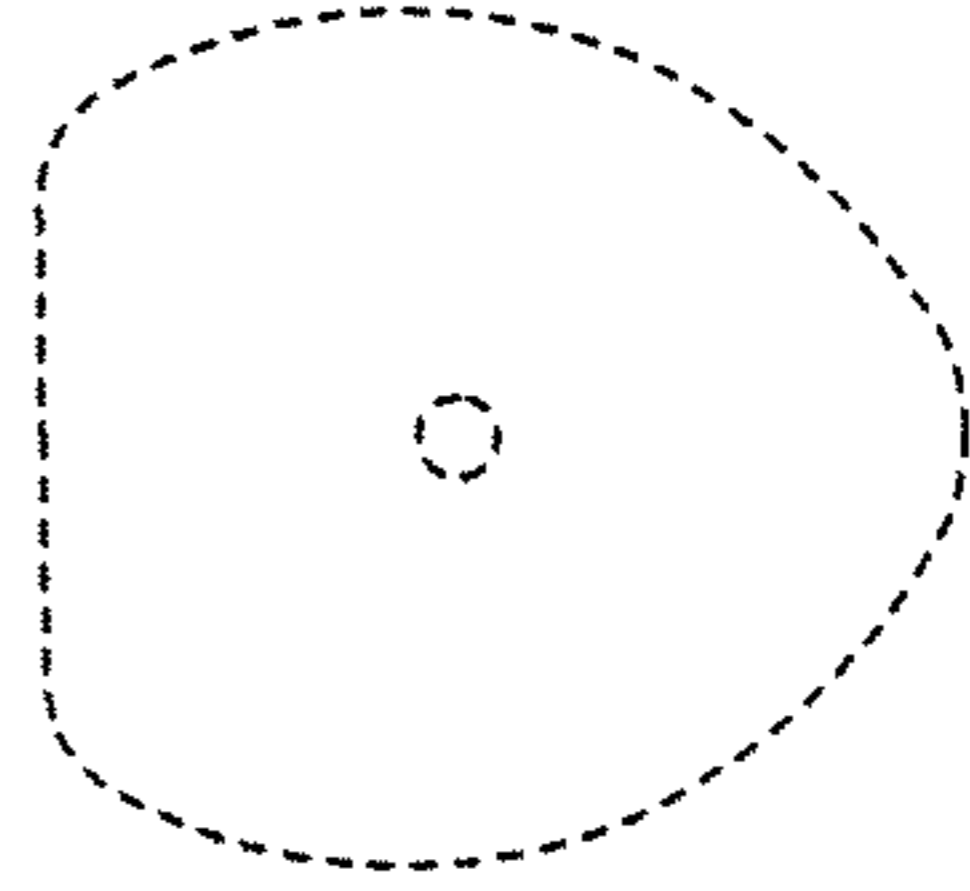


FIG. 6




FIG. 7



FIG. 8