

US00D590888S

(12) **United States Design Patent**
Newbould et al.

(10) **Patent No.:** **US D590,888 S**

(45) **Date of Patent:** **** Apr. 21, 2009**

(54) **TAPE STRIP DISPENSER**

(75) Inventors: **Peter J. Newbould**, Milan (IT); **Gabriel F. Zangari**, Milan (IT); **Sandro Pizzi**, Gaggiano (IT); **Byron E. Trotter**, St. Paul, MN (US); **Joy A. Packard**, Hudson, WI (US)

(73) Assignee: **3M Innovative Properties Company**, St. Paul, MN (US)

(**) Term: **14 Years**

(21) Appl. No.: **29/322,091**

(22) Filed: **Jul. 29, 2008**

(51) **LOC (9) Cl.** **19-02**

(52) **U.S. Cl.** **D19/69**

(58) **Field of Classification Search** D19/70,
D19/69, 36, 68; 242/588.6, 588.2; 225/77,
225/6, 56, 39, 26, 25, 19, 11; 206/411; 156/577,
156/527, 523

See application file for complete search history.

(56) **References Cited**

U.S. PATENT DOCUMENTS

D120,743 S * 5/1940 Petzold D19/89
D120,744 S * 5/1940 Petzold D19/92
D186,920 S * 12/1959 Michael et al. D19/69

3,381,853 A * 5/1968 Ferris et al. 221/63
D246,659 S * 12/1977 Vailati D19/69
D290,266 S * 6/1987 Zucker D19/69
D444,179 S * 6/2001 Dill D19/90
D502,740 S * 3/2005 Stoddard et al. D19/86
D529,553 S * 10/2006 Crawford et al. D19/69
D533,595 S * 12/2006 Thompson et al. D19/86
D555,734 S * 11/2007 Nash et al. D19/86
D581,465 S * 11/2008 Bhavnani D19/65

* cited by examiner

Primary Examiner—Cathron C Brooks

Assistant Examiner—Austin Murphy

(74) *Attorney, Agent, or Firm*—Trisha D. Adamson

(57) **CLAIM**

The ornamental design for a tape strip dispenser, as shown and described.

DESCRIPTION

FIG. 1 is a perspective view for a tape strip dispenser;

FIG. 2 is a top view thereof;

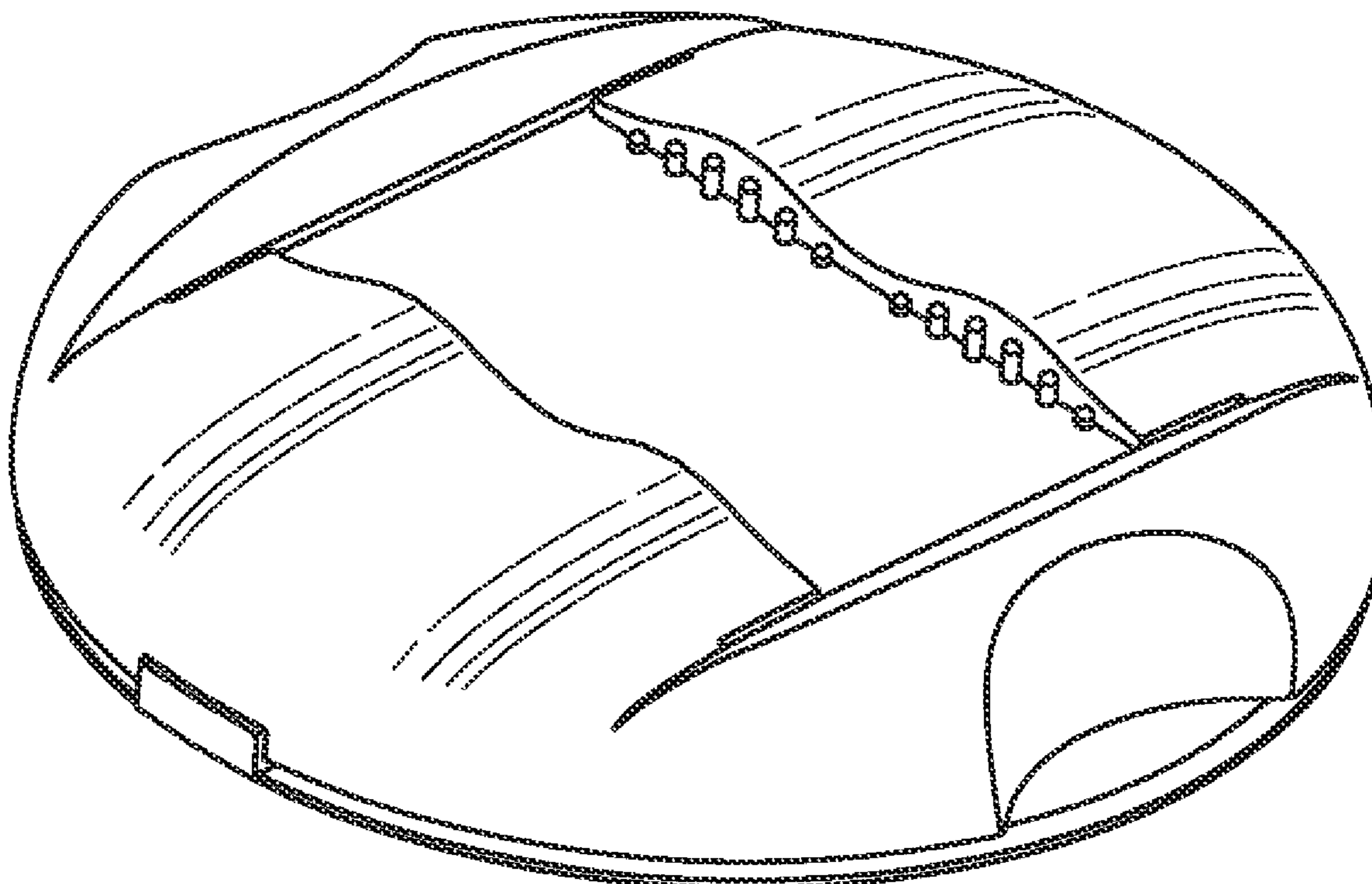
FIG. 3 is a bottom view thereof;

FIG. 4 is a right side view thereof;

FIG. 5 is a left side view thereof; and,

FIG. 6 is a front view thereof, the rear view being a mirror image thereof.

1 Claim, 2 Drawing Sheets



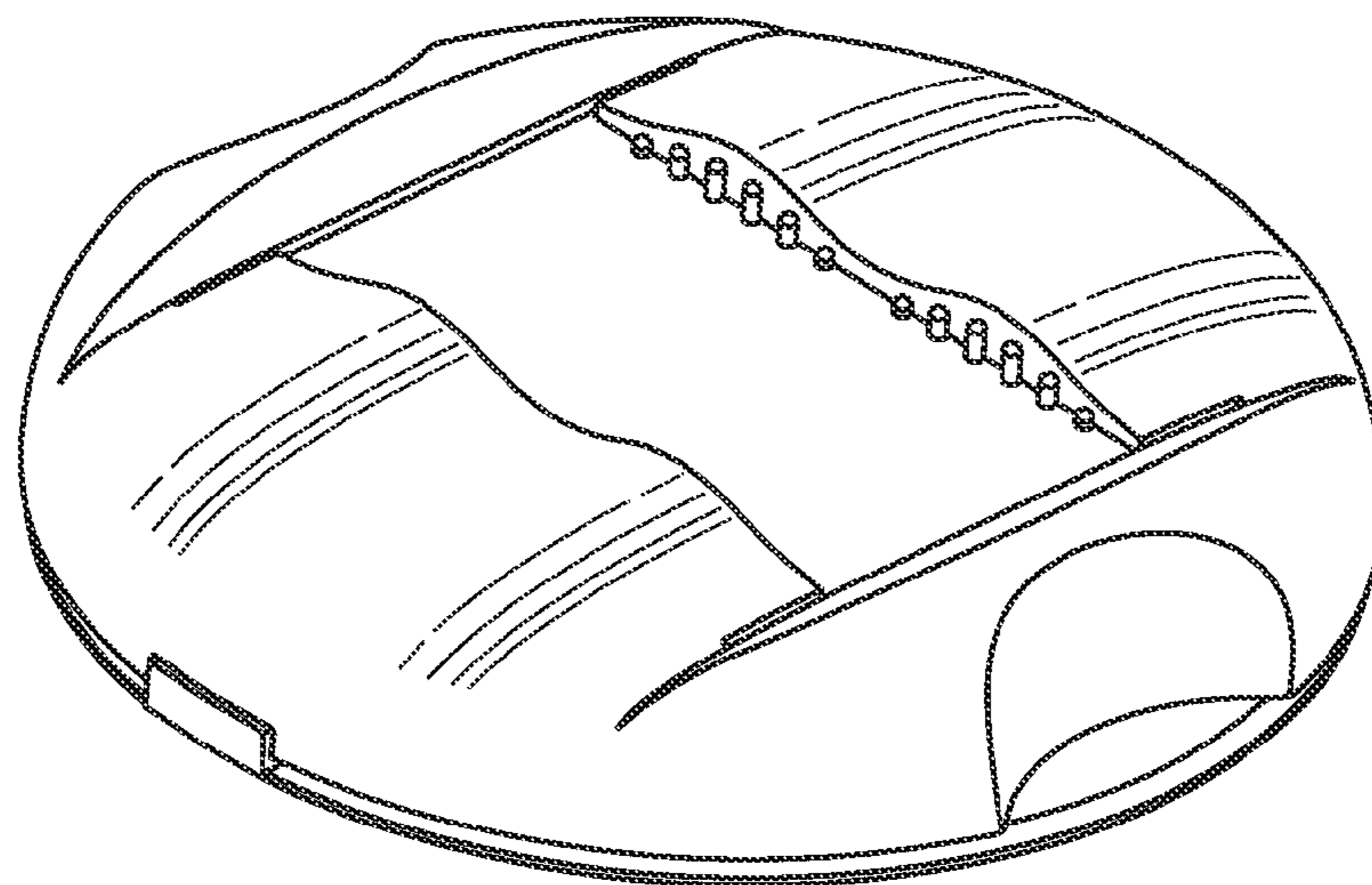


Fig. 1

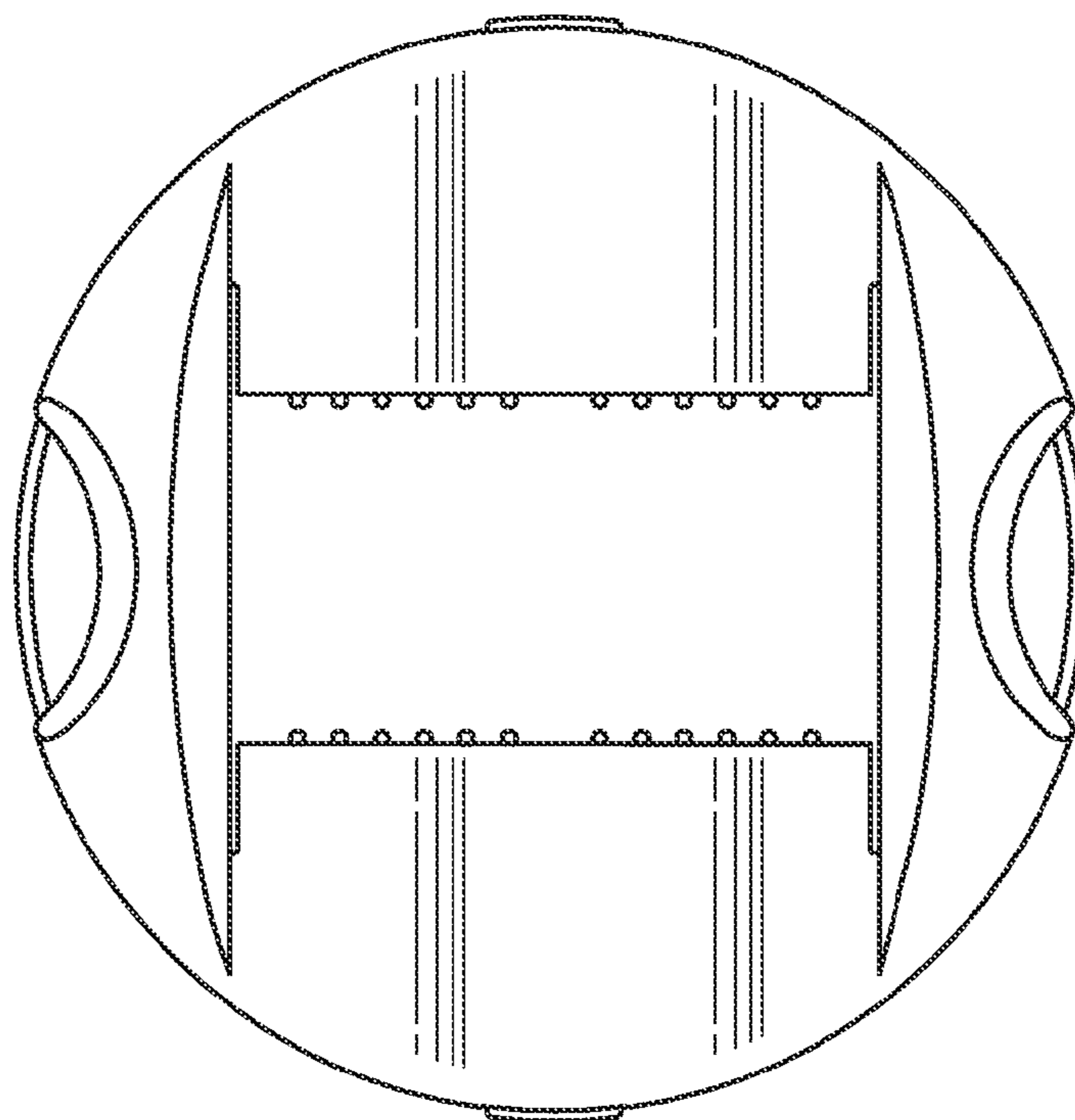


Fig. 2




Fig. 3

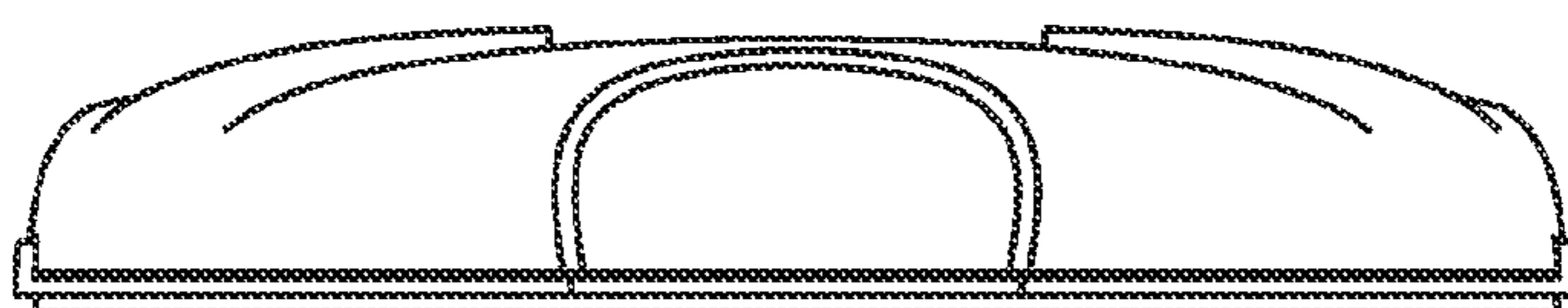


Fig. 4




Fig. 5

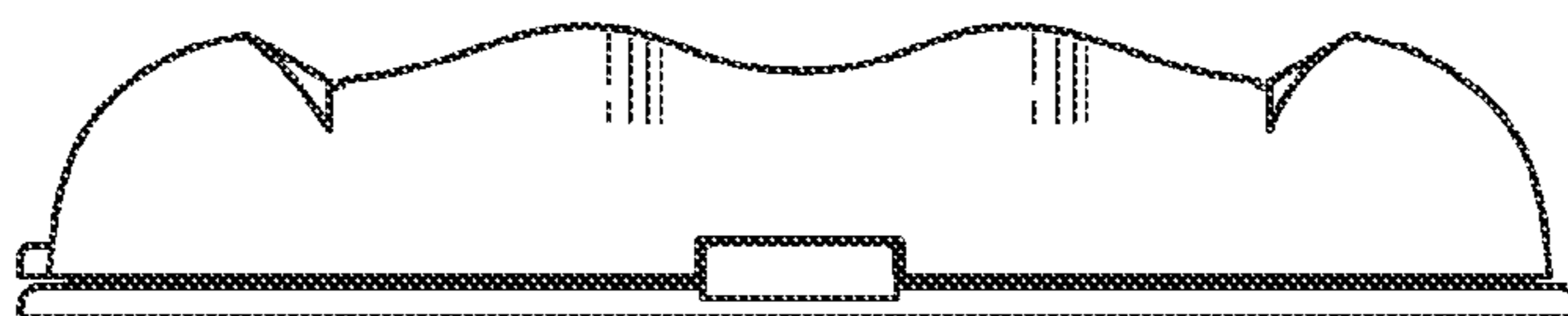


Fig. 6