

US00D590881S

(12) **United States Design Patent**
Slemp

(10) **Patent No.:** **US D590,881 S**

(45) **Date of Patent:** **** Apr. 21, 2009**

(54) **BALLPOINT PEN**

(75) Inventor: **Alexander Slemp**, Wolfach (DE)

(73) Assignee: **Klio-Eterna Schreibgerate GmbH & Co. KG**, Wolfach (DE)

(**) Term: **14 Years**

(21) Appl. No.: **29/303,921**

(22) Filed: **Feb. 20, 2008**

(30) **Foreign Application Priority Data**

Aug. 24, 2007 (EM) 000778196

(51) **LOC (9) Cl.** **19-06**

(52) **U.S. Cl.** **D19/51**

(58) **Field of Classification Search** D14/411,
D14/431; D19/35, 36, 41, 42, 44, 45, 46,
D19/43, 47, 48, 49, 50, 51, 54, 55, 56, 57;
24/11 F, 11 P, 11 R; 401/6, 52, 99, 100,
401/104, 105, 106, 107, 108, 109, 192, 195,
401/243, 244, 245, 246, 247; 708/107
See application file for complete search history.

(56) **References Cited**

U.S. PATENT DOCUMENTS

D99,212 S * 4/1936 Peters D19/49

D215,042 S * 8/1969 Di Spirito D19/51
D401,967 S * 12/1998 Tam D19/36
D409,656 S * 5/1999 Melnick D19/36
D452,879 S * 1/2002 Koike D19/43
D558,826 S * 1/2008 Tam D19/36

* cited by examiner

Primary Examiner—Elizabeth A Albert

Assistant Examiner—Karen E Eldridge Powers

(74) *Attorney, Agent, or Firm*—Volpe and Koenig, P.C.

(57) **CLAIM**

The ornamental design for a ballpoint pen, as shown and described.

DESCRIPTION

FIG. 1 is a perspective view of a ballpoint pen according to my design;

FIG. 2 is a front view thereof;

FIG. 3 is a right side view thereof;

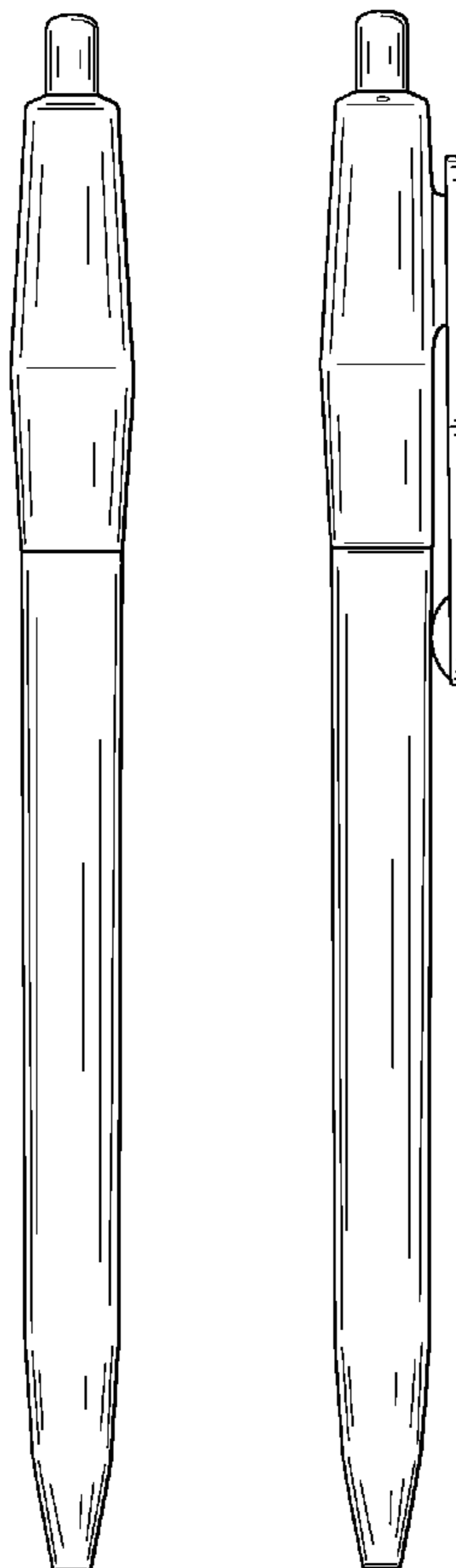
FIG. 4 is a back view thereof;

FIG. 5 is a left side view thereof;

FIG. 6 is a bottom view thereof; and,

FIG. 7 is a top view thereof.

1 Claim, 6 Drawing Sheets






FIG. 1

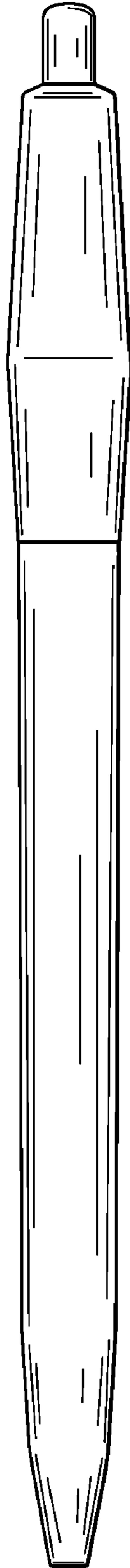


FIG. 2

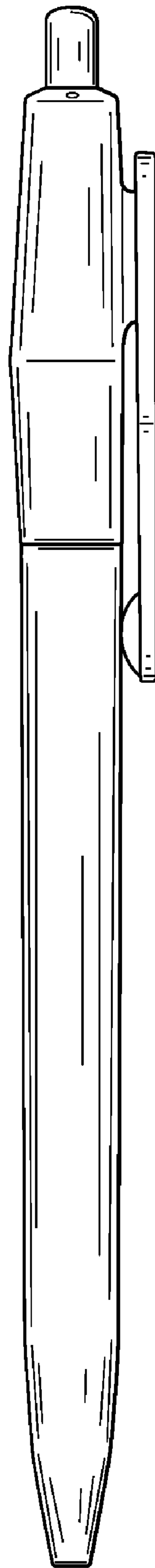


FIG. 3

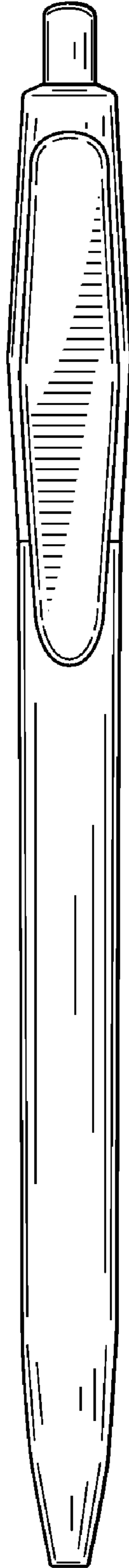


FIG. 4

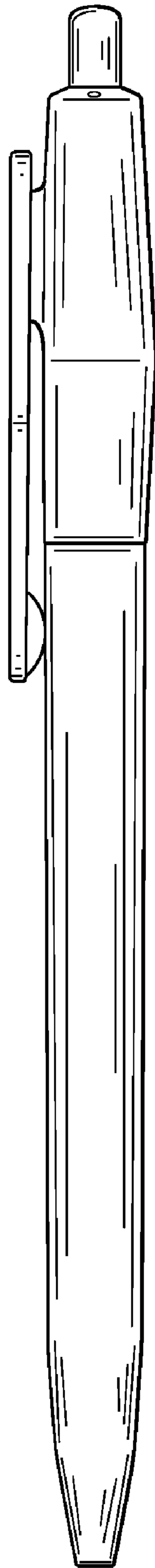


FIG. 5




FIG. 6

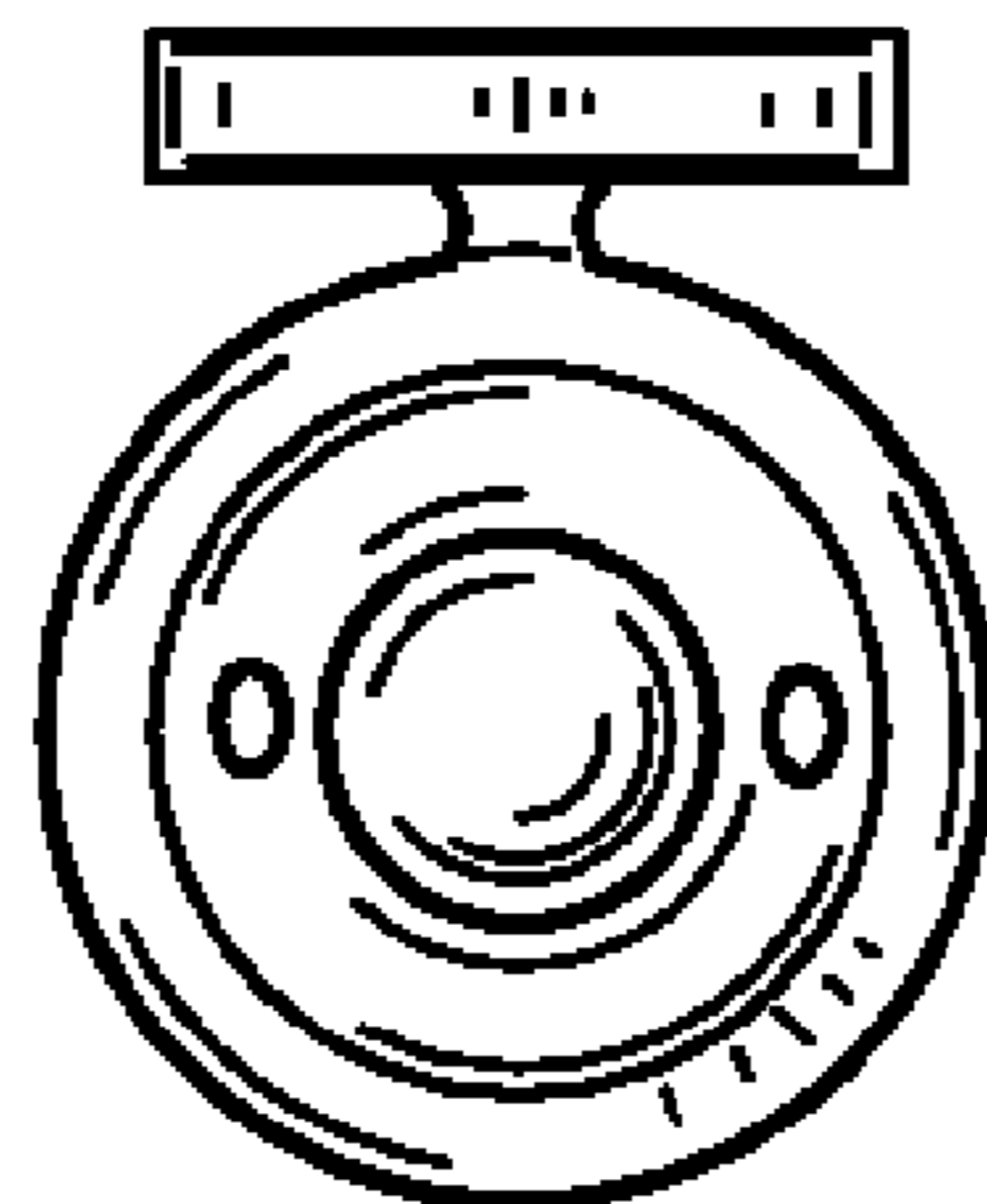


FIG. 7