



US00D590879S

(12) **United States Design Patent**
Yu et al.

(10) **Patent No.:** **US D590,879 S**
(45) **Date of Patent:** **** Apr. 21, 2009**

(54) **PEN**

(75) Inventors: **Fei Yu**, Ningbo (CN); **Jie Ge**, Ningbo (CN)

(73) Assignee: **Beifa Group Co., Ltd.**, Ningbo (CN)

(**) Term: **14 Years**

(21) Appl. No.: **29/306,792**

(22) Filed: **Apr. 16, 2008**

(30) **Foreign Application Priority Data**

Oct. 19, 2007 (CN) 2007 3 0330212

(51) **LOC (9) Cl.** **19-06**

(52) **U.S. Cl.** **D19/48**

(58) **Field of Classification Search** D19/35,
D19/36, 41–51, 53–57; 24/11 R, 11 F, 11 P;
401/52, 99, 100, 104–109, 192, 195, 196
See application file for complete search history.

(56) **References Cited**

U.S. PATENT DOCUMENTS

D319,844 S	9/1991	Grötsch	
D319,845 S	9/1991	Grötsch	
D328,919 S *	8/1992	Bulgari	D19/51
D440,605 S *	4/2001	Izushima	D19/55
D454,368 S	3/2002	Pellissa Beneyto	
D454,589 S	3/2002	Pellissa Beneyto	
D456,041 S *	4/2002	Cooper et al.	D19/43
D458,964 S	6/2002	Nakazawa	
D464,676 S	10/2002	Leo	
D472,574 S *	4/2003	Andrews et al.	D19/43
D485,574 S	1/2004	Keil	
D492,350 S	6/2004	Morrow	
D498,791 S	11/2004	Morrow	
D499,142 S	11/2004	Morrow	
D509,852 S	9/2005	Anand	
D538,853 S	3/2007	Losel	
D541,860 S	5/2007	Kung	
D552,674 S *	10/2007	Qiu et al.	D19/48
D552,675 S *	10/2007	Zhang	D19/48
D578,161 S *	10/2008	Takanashi	D19/54

D579,977 S * 11/2008 Fei D19/48

FOREIGN PATENT DOCUMENTS

EM 000903844-0001 * 3/2008
EM 000903844-0012 * 3/2008

OTHER PUBLICATIONS

Li, B., "Pen," U.S. Appl. No. 29/304,852, filed Mar. 7, 2008.

* cited by examiner

Primary Examiner—Elizabeth A Albert

(74) *Attorney, Agent, or Firm*—Christensen O'Connor Johnson Kindness PLLC

(57) **CLAIM**

The ornamental design for a pen, as shown and described.

DESCRIPTION

FIG. 1 is an upper front right perspective view of a pen showing our design;

FIG. 2 is an exploded lower front left perspective view thereof;

FIG. 3 is a right side elevation view of the pen shown in FIG. 1, with the cap removed and placed on the opposite end of the pen;

FIG. 4 is a bottom plan view of the pen shown in FIG. 1;

FIG. 5 is a top plan view thereof;

FIG. 6 is a front elevation view thereof;

FIG. 7 is a right side elevation view thereof;

FIG. 8 is a rear elevation view thereof;

FIG. 9 is a left side elevation view thereof;

FIG. 10 is a front elevation view thereof, shown without the cap for convenience of illustration;

FIG. 11 is a right side elevation view thereof;

FIG. 12 is a rear elevation view thereof;

FIG. 13 is a left side elevation view thereof;

FIG. 14 is a bottom plan view thereof; and,

FIG. 15 is a top plan view thereof.

1 Claim, 4 Drawing Sheets



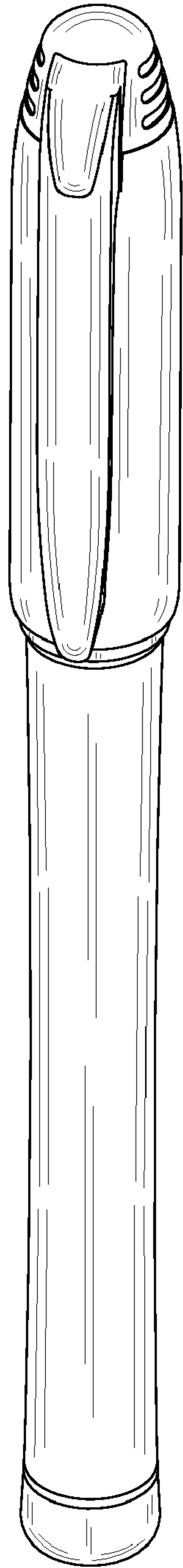


Fig. 1.

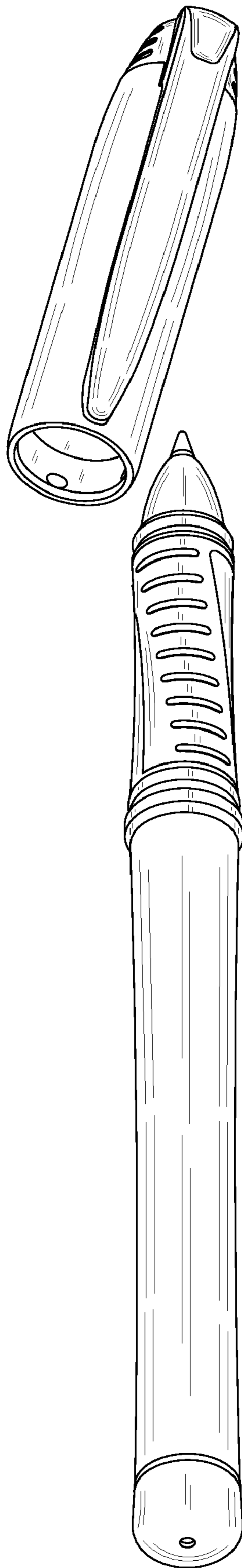
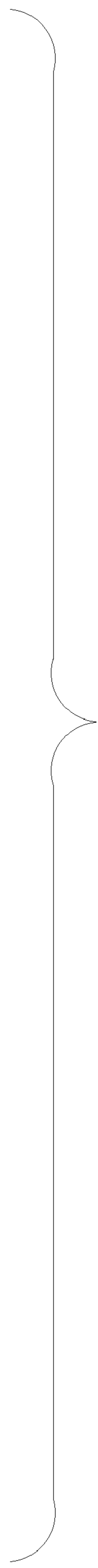


Fig. 2.



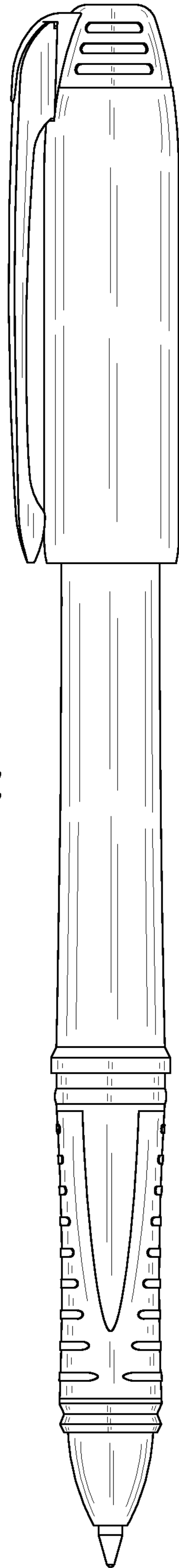


Fig. 3.

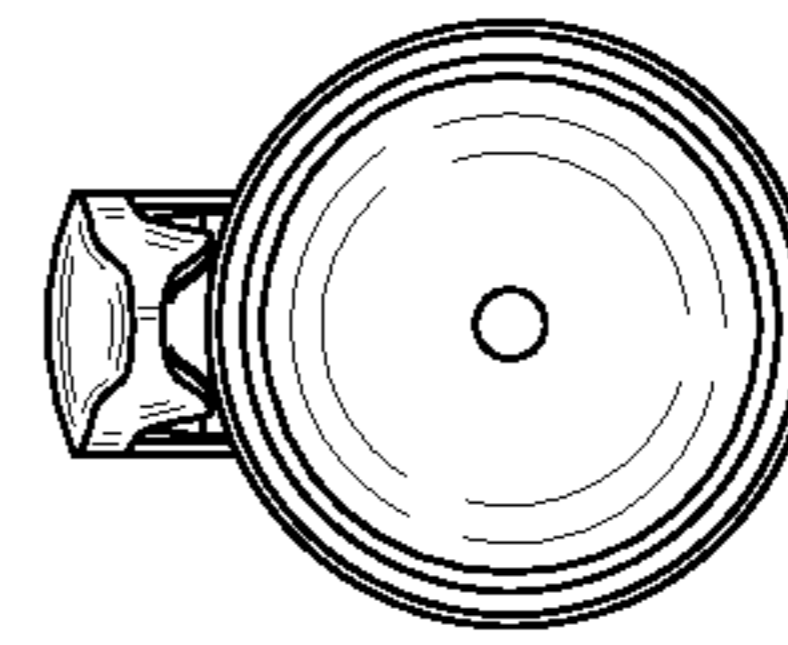


Fig. 4.

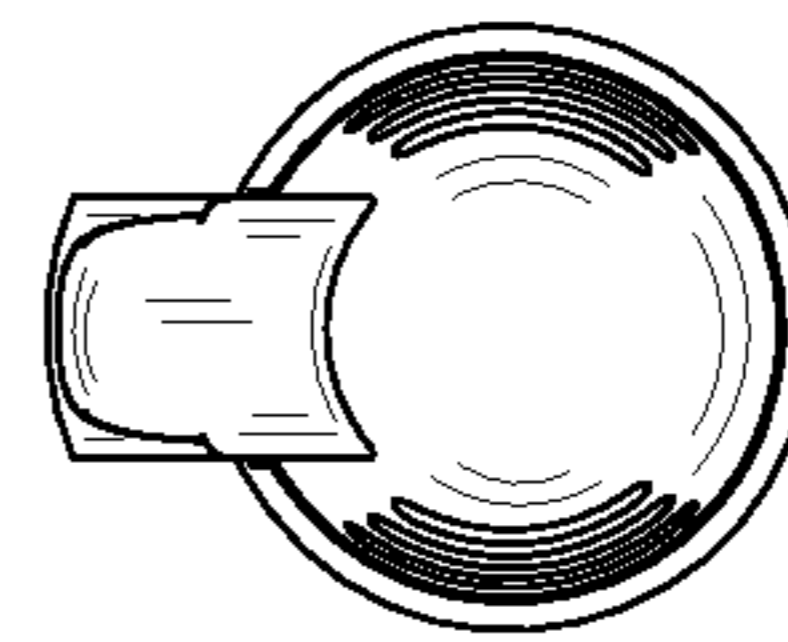


Fig. 5.

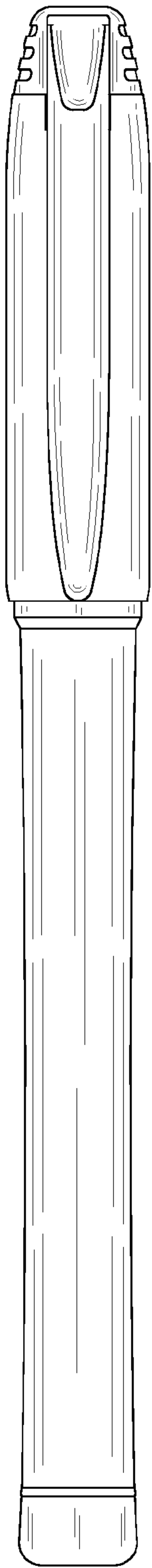


Fig. 6.

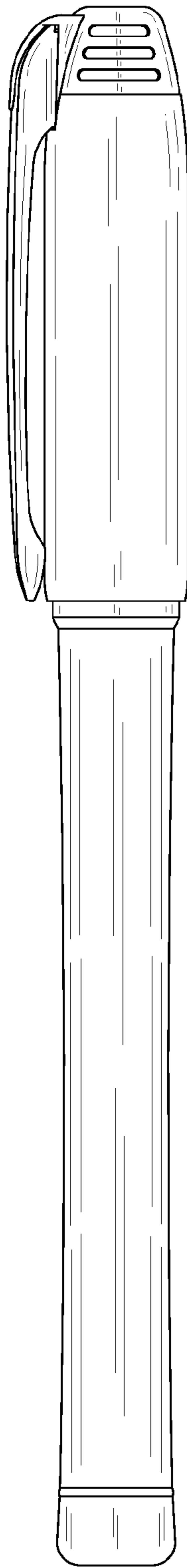


Fig. 7.

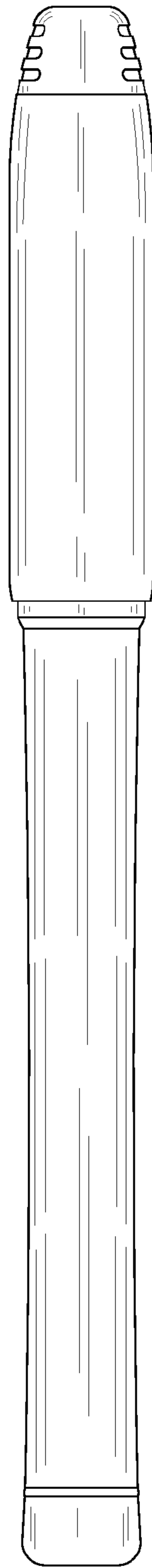


Fig. 8.

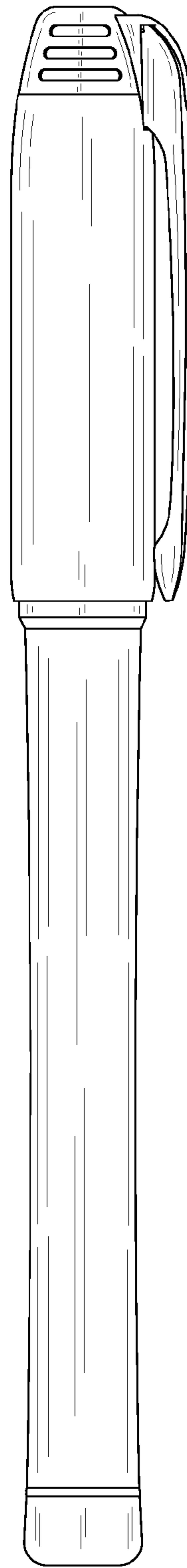


Fig. 9.

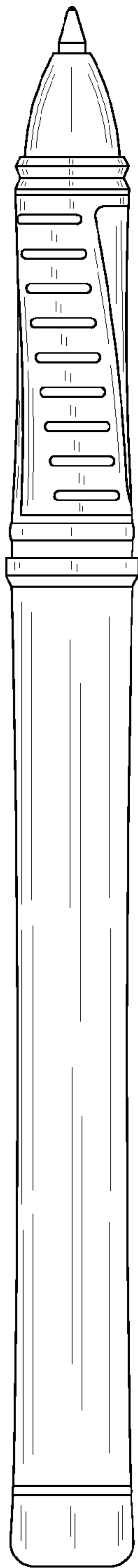


Fig. 10.

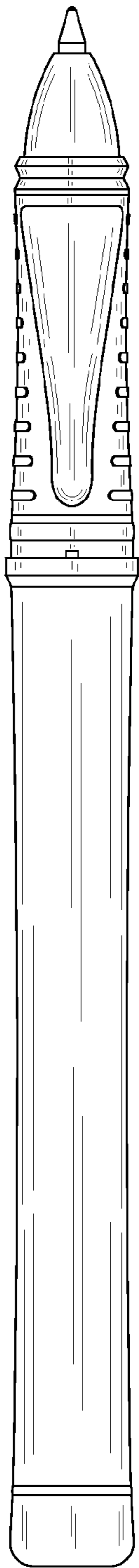


Fig. 11.

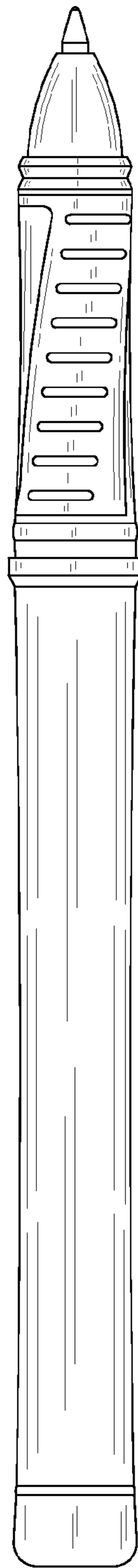


Fig. 12.



Fig. 13.

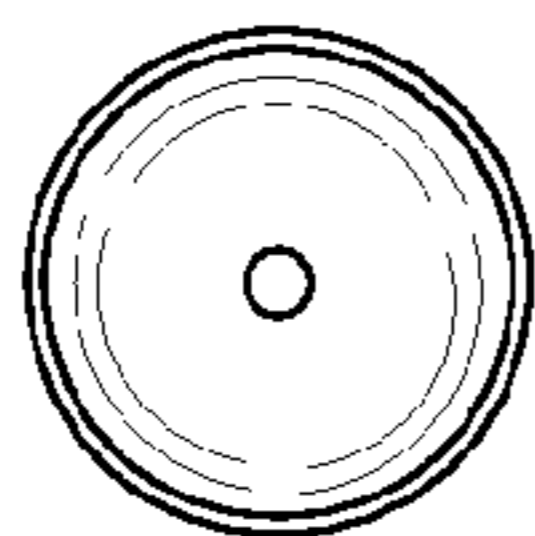


Fig. 14.

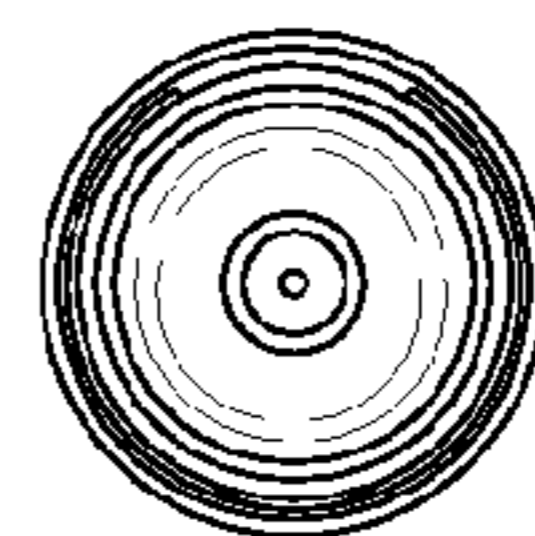


Fig. 15.