



US00D590876S

(12) **United States Design Patent**  
**Shi**

(10) **Patent No.:** **US D590,876 S**

(45) **Date of Patent:** **\*\* Apr. 21, 2009**

(54) **DUAL-TIP HIGHLIGHTER**

(75) Inventor: **Yuemin Shi**, Ningbo (CN)

(73) Assignee: **Beifa Group Co., Ltd.**, Ningbo (CN)

(\*\*) Term: **14 Years**

(21) Appl. No.: **29/284,677**

(22) Filed: **Sep. 13, 2007**

(30) **Foreign Application Priority Data**

Apr. 16, 2007 (CN) ..... 2007 3 0008948

(51) **LOC (9) Cl.** ..... **19-06**

(52) **U.S. Cl.** ..... **D19/36**

(58) **Field of Classification Search** ..... D19/35,  
D19/36, 41-51, 53-57; 24/11 F, 11 P, 11 R;  
401/52, 99, 100, 104-109, 192, 195, 196,  
401/29-34

See application file for complete search history.

(56) **References Cited**

U.S. PATENT DOCUMENTS

- 3,077,184 A \* 2/1963 Vogel ..... 401/34
- D279,992 S \* 8/1985 Gribb ..... D19/36
- D295,537 S 5/1988 Davidson
- D301,486 S \* 6/1989 Yuen ..... D19/36
- D304,840 S \* 11/1989 Mizutani et al. .... D19/43
- D306,316 S \* 2/1990 Shintani ..... D19/36
- D330,910 S \* 11/1992 Warburton ..... D19/36
- D363,947 S 11/1995 Kimura
- D369,384 S \* 4/1996 Yasoshima ..... D19/36
- D370,088 S \* 5/1996 Burns ..... D19/36
- D399,253 S \* 10/1998 Raymond ..... D19/36
- D404,069 S 1/1999 Hasegawa
- 6,179,501 B1 \* 1/2001 Fulop ..... 401/34
- D438,564 S \* 3/2001 Green ..... D19/36
- D448,407 S 9/2001 Huang
- D451,137 S \* 11/2001 Reichmann ..... D19/36
- D460,485 S 7/2002 Keda
- D470,885 S \* 2/2003 Tahara ..... D19/36
- D470,887 S 2/2003 Okutani
- D475,085 S \* 5/2003 Whitehorn ..... D19/43

- D482,065 S \* 11/2003 Hung ..... D19/43
- 6,688,792 B1 \* 2/2004 Reichmann et al. .... 401/34
- D500,081 S \* 12/2004 Hung ..... D19/43
- D502,506 S \* 3/2005 Reichmann ..... D19/43
- D534,813 S \* 1/2007 Francavilla et al. .... D9/724
- D545,895 S 7/2007 Okutani

OTHER PUBLICATIONS

Li, L., "Dual-Tip Highlighter," U.S. Appl. No. 29/284,676, filed Sep. 13, 2007.

\* cited by examiner

*Primary Examiner*—Elizabeth A Albert

(74) *Attorney, Agent, or Firm*—Christensen O'Connor Johnson Kindness PLLC

(57) **CLAIM**

The ornamental design for a dual-tip highlighter, as shown and described.

**DESCRIPTION**

FIG. 1 is an upper front right perspective view of a dual-tip highlighter showing my new design;

FIG. 2 is an exploded upper front right perspective view of the dual-tip highlighter shown in FIG. 1;

FIG. 3 is a left side elevation view of the dual-tip highlighter shown in FIG. 1;

FIG. 4 is a top plan view thereof;

FIG. 5 is a front elevation view thereof;

FIG. 6 is a right side elevation view thereof;

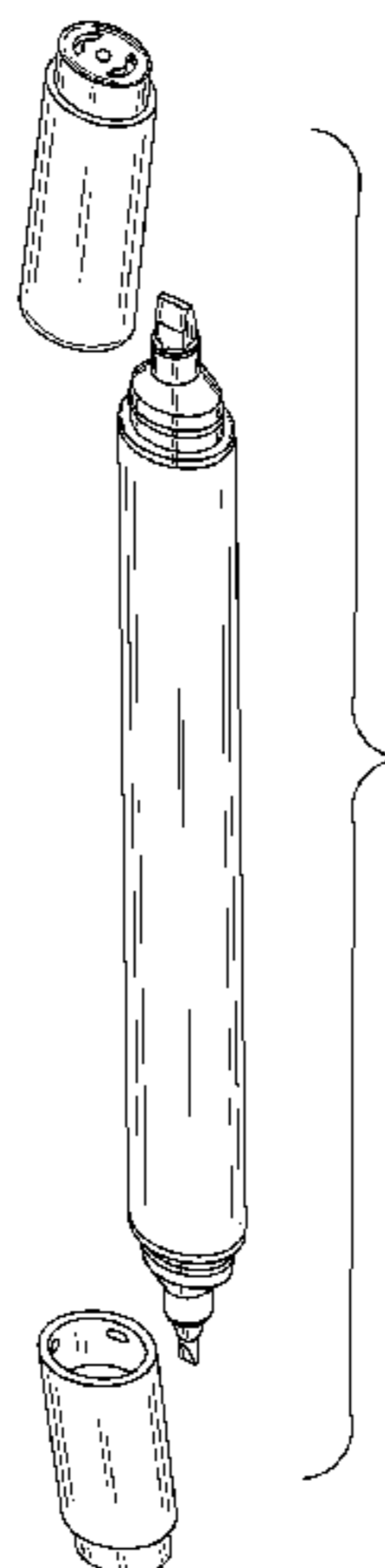
FIG. 7 is a bottom plan view thereof;

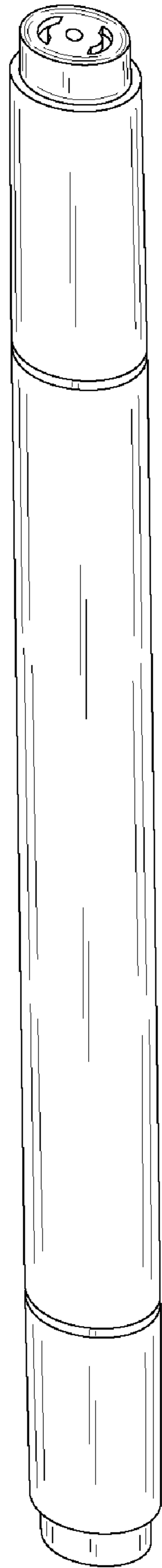
FIG. 8 is a rear elevation view thereof;

FIG. 9 is an upper front right perspective view thereof with the lower cap removed and not shown for convenience of illustration; and,

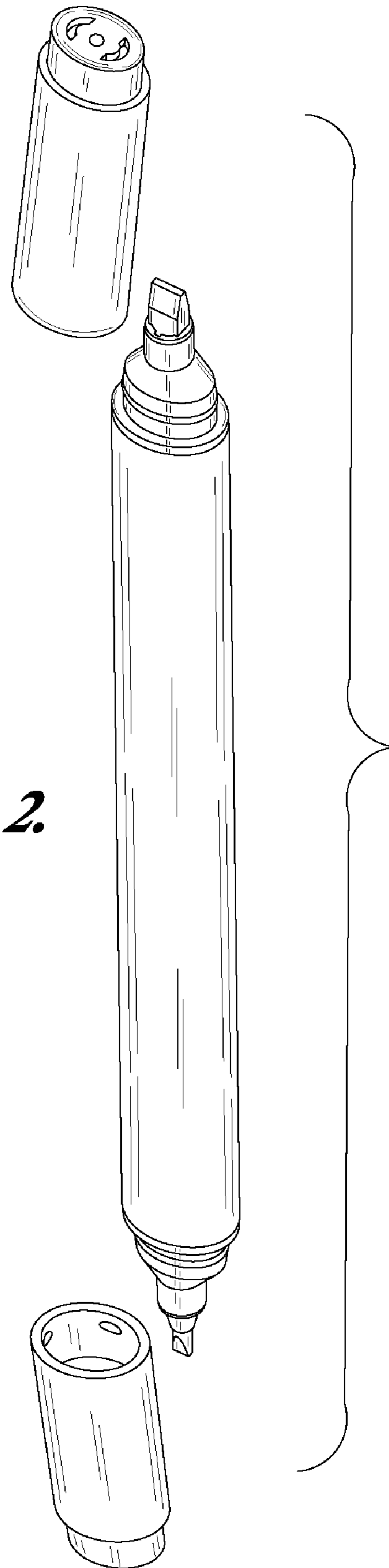
FIG. 10 is an upper front right perspective view thereof with the upper cap removed and not shown for convenience of illustration.

**1 Claim, 4 Drawing Sheets**



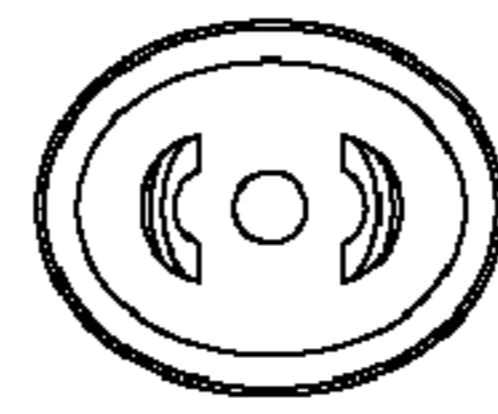
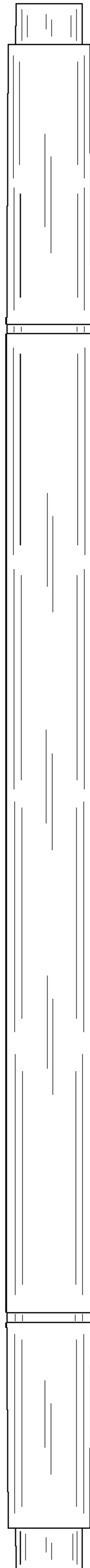


*Fig. 1.*



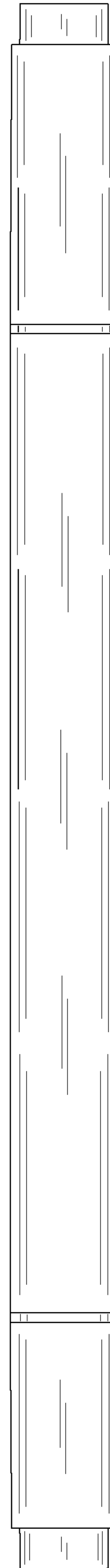
*Fig. 2.*

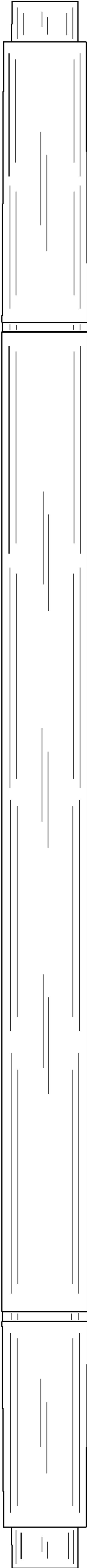
*Fig.3.*



*Fig.4.*

*Fig.5.*

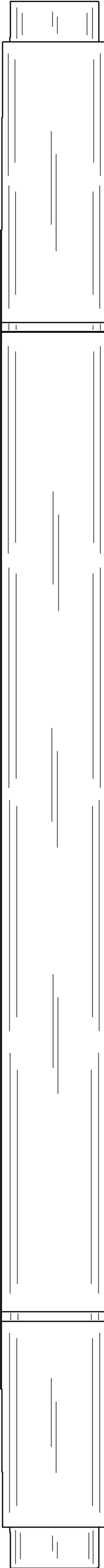




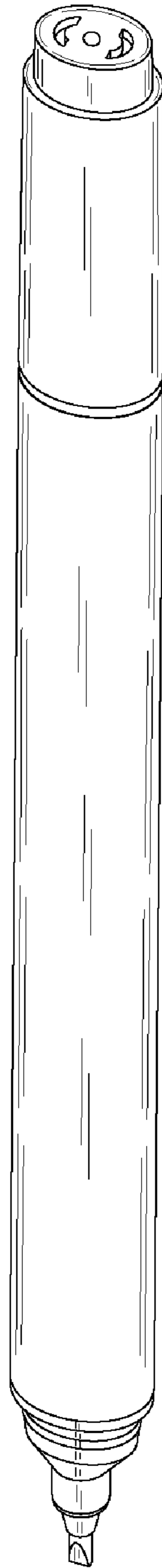
*Fig. 6.*



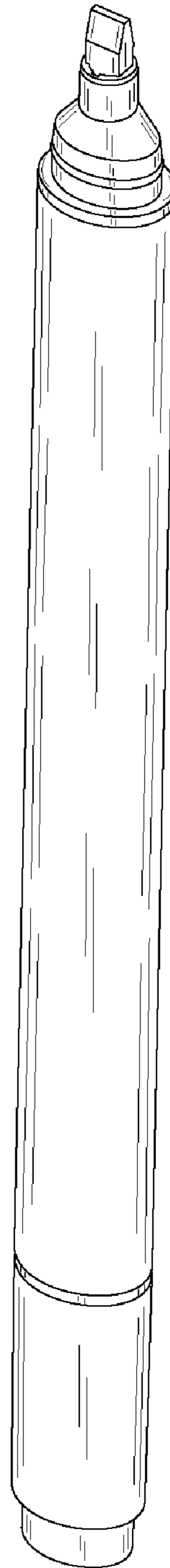
*Fig. 7.*



*Fig. 8.*



*Fig. 9.*



*Fig. 10.*