



US00D590875S

(12) **United States Design Patent**
Law et al.

(10) **Patent No.:** **US D590,875 S**
(45) **Date of Patent:** **** *Apr. 21, 2009**

(54) **SYMMETRICAL COMMUNICATION DEVICE WITH ORNAMENTAL BAND**

(75) Inventors: **Christopher Law**, Pelham Manor, NY (US); **Vlad Guzner**, Brooklyn, NY (US); **Maorong Lin**, Brooklyn, NY (US); **David Sohn**, Fort Lee, NJ (US)

(73) Assignee: **Visa U.S.A. Inc.**, San Francisco, CA (US)

(*) Notice: This patent is subject to a terminal disclaimer.

(**) Term: **14 Years**

(21) Appl. No.: **29/317,256**

(22) Filed: **Apr. 25, 2008**

Related U.S. Application Data

(62) Division of application No. 29/269,951, filed on Dec. 11, 2006, now Pat. No. Des. 571,855.

(51) **LOC (9) Cl.** **19-08**

(52) **U.S. Cl.** **D19/10; D14/436**

(58) **Field of Classification Search** D19/1-25, D19/34.1-34.5, 35-42, 52; D3/207, 208, D3/212, 215; D20/22, 24, 27, 28, 40-43; 40/1.5, 6, 27, 107, 119, 120, 124, 299, 358, 40/617, 634, 636, 60, 662; 281/15.1, 33, 281/38; 108/60.61; 248/44.1, 316.5, 460; 229/74; 206/39.6; D11/79; D8/347; D14/356, D14/434-438

See application file for complete search history.

(56) **References Cited**

U.S. PATENT DOCUMENTS

D18,025 S * 1/1888 Kelsey D19/1
2,176,253 A * 10/1939 Fogarty 40/661.06
2,297,285 A * 9/1942 Bledsoe 40/634
2,540,718 A * 2/1951 Duskin 40/651

2,659,523 A * 11/1953 Comber 141/390
D217,318 S * 4/1970 Waldorf D20/43
D262,895 S * 2/1982 Szabo D20/27
D291,897 S * 9/1987 Flies D20/22
4,738,817 A * 4/1988 Wittwer et al. 264/328.14
D310,600 S * 9/1990 Holterscheidt D3/207
5,180,192 A * 1/1993 Herbert 283/101
D369,902 S * 5/1996 Petruzzi D3/208
D387,812 S * 12/1997 Liu D20/27
D419,196 S * 1/2000 Lewis et al. D20/35
6,027,597 A * 2/2000 Main 156/253
D430,505 S * 9/2000 Perry D11/133
D441,185 S * 5/2001 Shimizu et al. D3/207
D457,914 S * 5/2002 Royes D19/26
D468,441 S * 1/2003 Pham D24/225
D476,693 S * 7/2003 Yuran D20/22
6,772,804 B1 * 8/2004 Ryan 141/86
D528,248 S * 9/2006 Kalichman D28/10
D533,005 S * 12/2006 Lesniak D6/597
D542,024 S * 5/2007 Bulgari D3/207

* cited by examiner

Primary Examiner—Robert M Spear

Assistant Examiner—Susan E Krakower

(74) *Attorney, Agent, or Firm*—Townsend and Townsend and Crew LLP

(57) **CLAIM**

The ornamental design for a symmetrical communication device with ornamental band, as shown and described.

DESCRIPTION

FIG. 1 is a perspective view of a symmetrical communication device with ornamental band showing our new design;

FIG. 2 is a top plan view thereof;

FIG. 3 is a left side elevational view thereof;

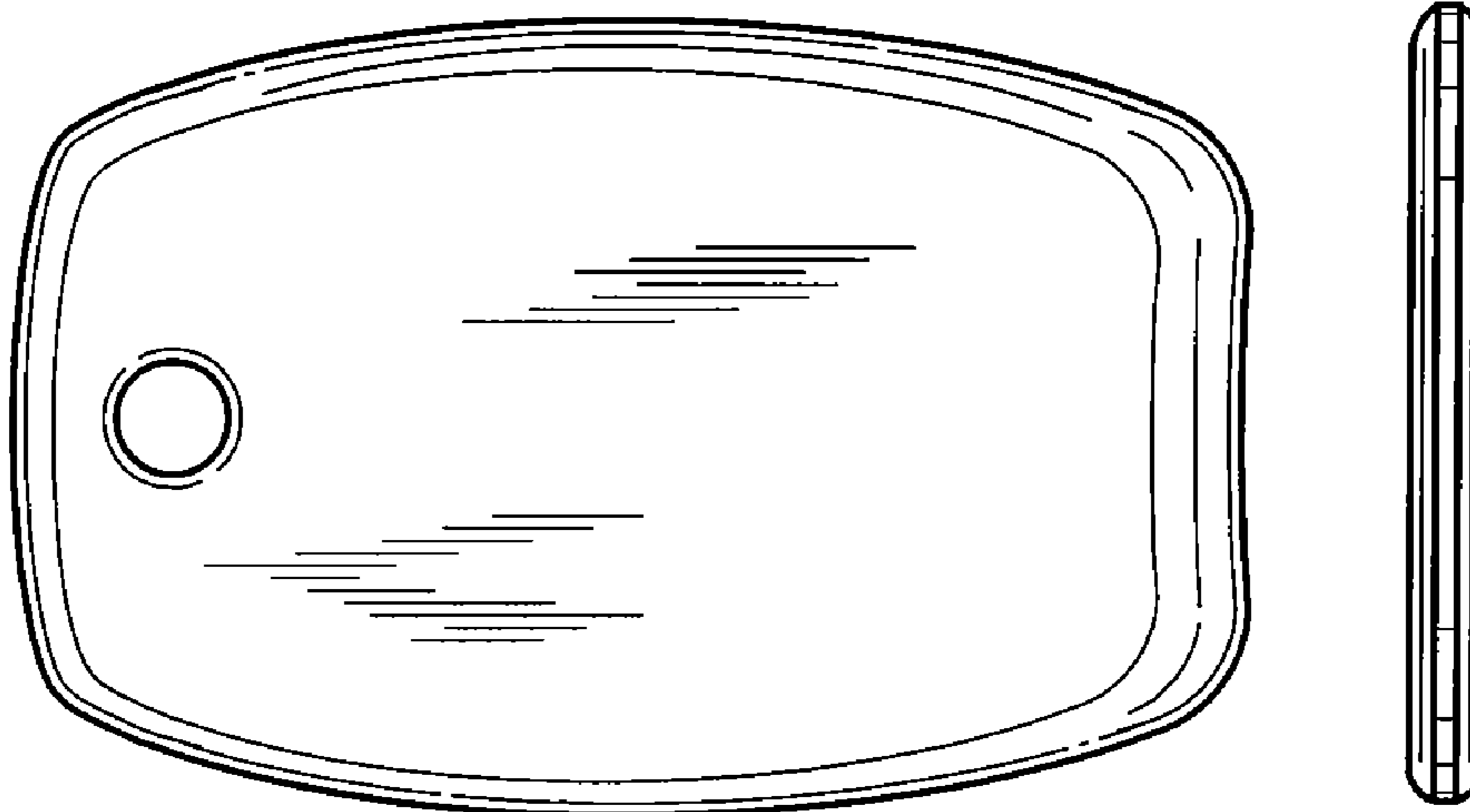
FIG. 4 is a right side elevational view thereof;

FIG. 5 is a bottom plan view thereof;

FIG. 6 is a front elevational view thereof; and,

FIG. 7 is a rear elevational view thereof.

1 Claim, 2 Drawing Sheets



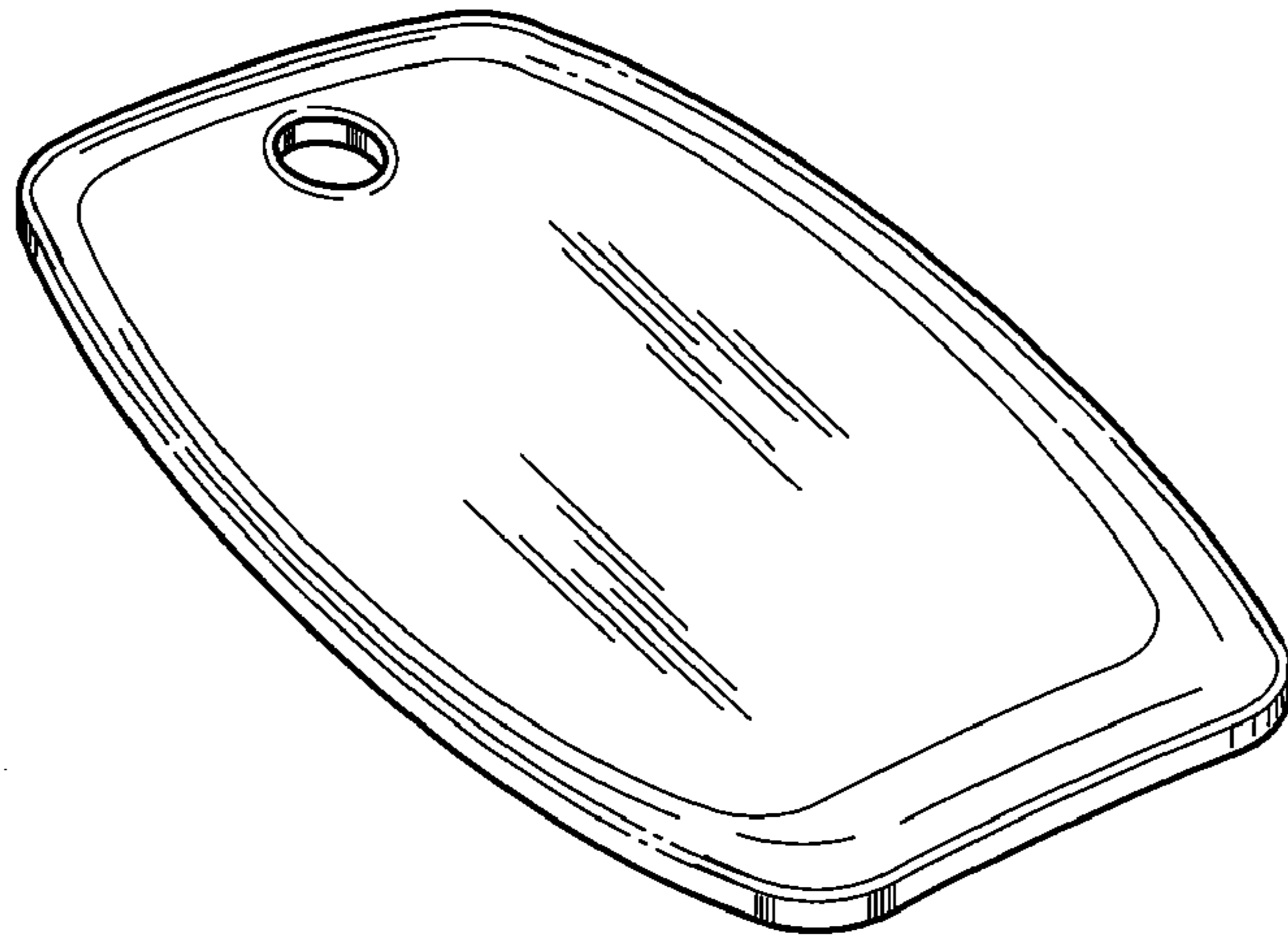


FIG. 1



FIG. 3

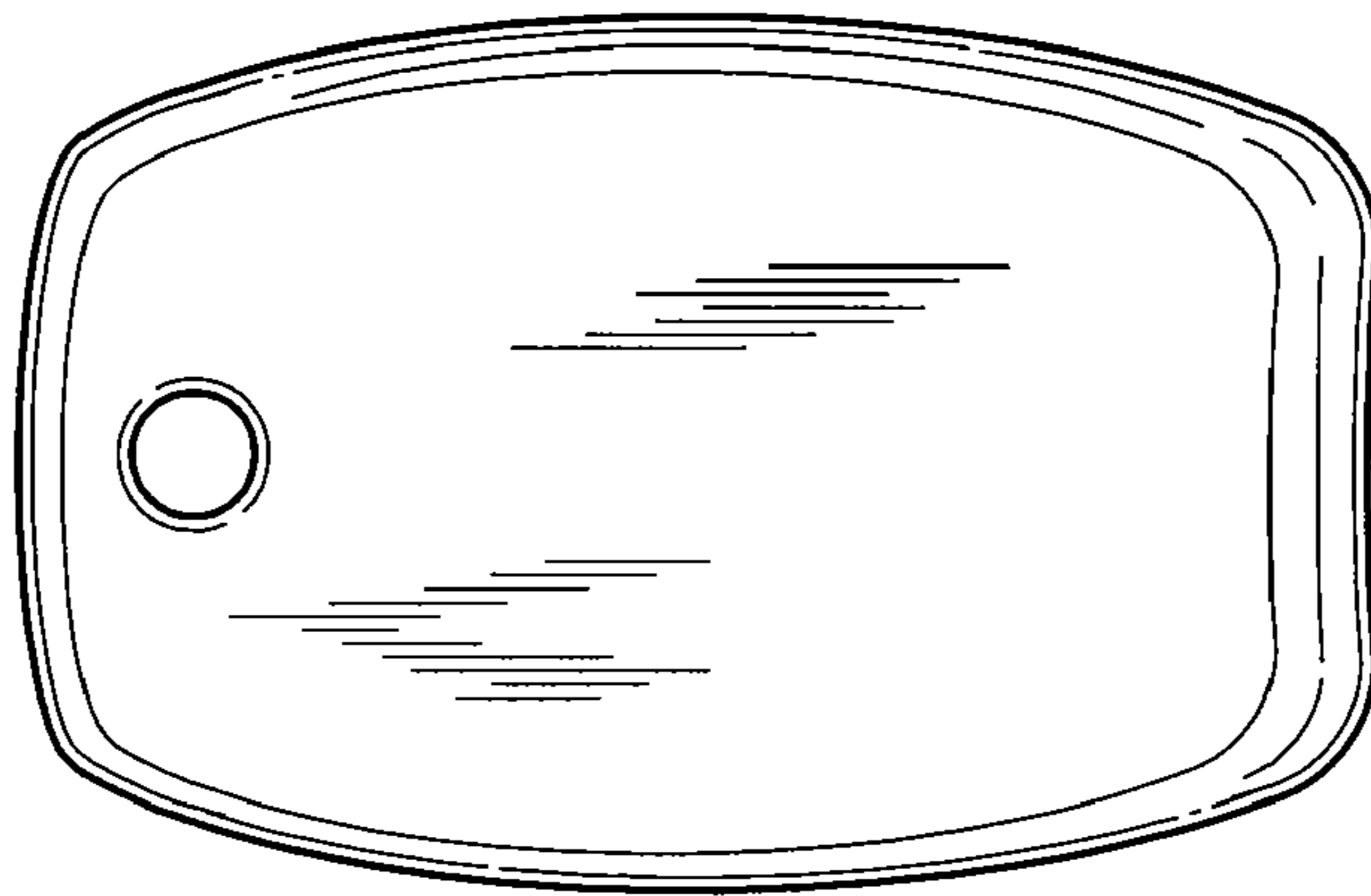


FIG. 2



FIG. 4




FIG. 6

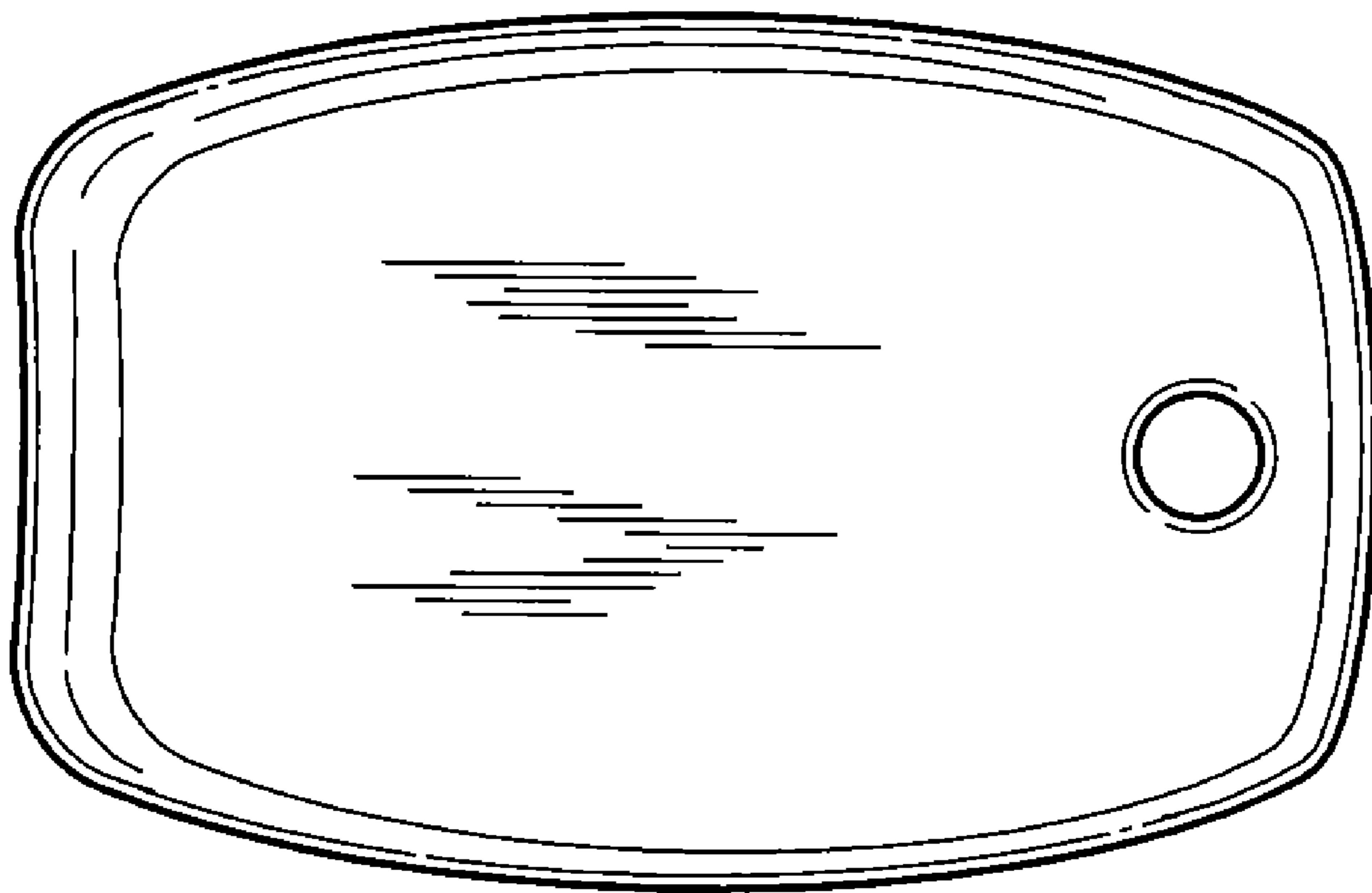


FIG. 5




FIG. 7