



US00D590834S

(12) **United States Design Patent**
Richter

(10) **Patent No.:** **US D590,834 S**
(45) **Date of Patent:** **** Apr. 21, 2009**

(54) **APPARATUS SUPPORT DEVICE HOLDER**

(76) Inventor: **Harald Richter**, Höhenstrasse 32, 76331
Engelbrand (DE)

(**) Term: **14 Years**

(21) Appl. No.: **29/294,201**

(22) Filed: **Dec. 27, 2007**

(51) **LOC (9) Cl.** **08-07**

(52) **U.S. Cl.** **D14/447; D14/253**

(58) **Field of Classification Search** D14/447,
D14/451, 452, 328, 336, 356, 371, 374, 375,
D14/376, 432, 434, 439, 448, 454, 457, 239,
D14/251, 252, 341, 224, 253, 316, 129, 209,
D14/217, 237, 238, 458, 459, 460, 461; D10/65;
D6/444, 513, 396, 419, 420, 473, 474, 512;
D8/349, 355, 363, 373, 380, 354; D19/92,
D19/95; D23/370, 387; 248/176.1, 220.21,
248/223.31, 274.1, 276.1, 281.11, 284.1,
248/286.1, 309.1, 316.1, 323, 324, 346.3,
248/349.1, 371, 398, 917, 918, 919, 920,
248/921, 922, 923, 205.5, 121, 124.1, 127,
248/177.1, 201, 205.1, 291.1, 313, 346.01,
248/346.03, 415; D12/415; 312/223.3; 348/825,
348/836; 379/446, 454; 361/681, 683, 687,
361/695

See application file for complete search history.

(56) **References Cited**

U.S. PATENT DOCUMENTS

D487,270 S * 3/2004 Richter D14/447
D521,850 S * 5/2006 Richter et al. D8/354
D533,174 S * 12/2006 Richter D14/251
D545,825 S * 7/2007 Richter D14/447
D545,826 S * 7/2007 Richter D14/447
D553,957 S * 10/2007 Brassard D8/363
D553,958 S * 10/2007 Brassard D8/363

D553,959 S * 10/2007 Brassard D8/363
D554,136 S * 10/2007 Richter D14/447
D554,137 S * 10/2007 Richter D14/447
7,296,771 B2 * 11/2007 Kalis et al. 248/288.31
D566,530 S * 4/2008 Brassard D8/363
2004/0256529 A1 * 12/2004 Richter 248/309.1

* cited by examiner

Primary Examiner—Jennifer Rivard

Assistant Examiner—Angela J Lee

(74) *Attorney, Agent, or Firm*—Klaus J. Bach

(57) **CLAIM**

The ornamental design for an apparatus support device holder, as shown and described.

DESCRIPTION

FIG. 1 is a front view of an apparatus support device holder; FIG. 2 is a right side view of the apparatus support device holder shown in FIG. 1;

FIG. 3 is a left side view of the apparatus support device holder: shown in FIG. 1,

FIG. 4 is a right side perspective view of the apparatus support device holder; shown in FIG. 1,

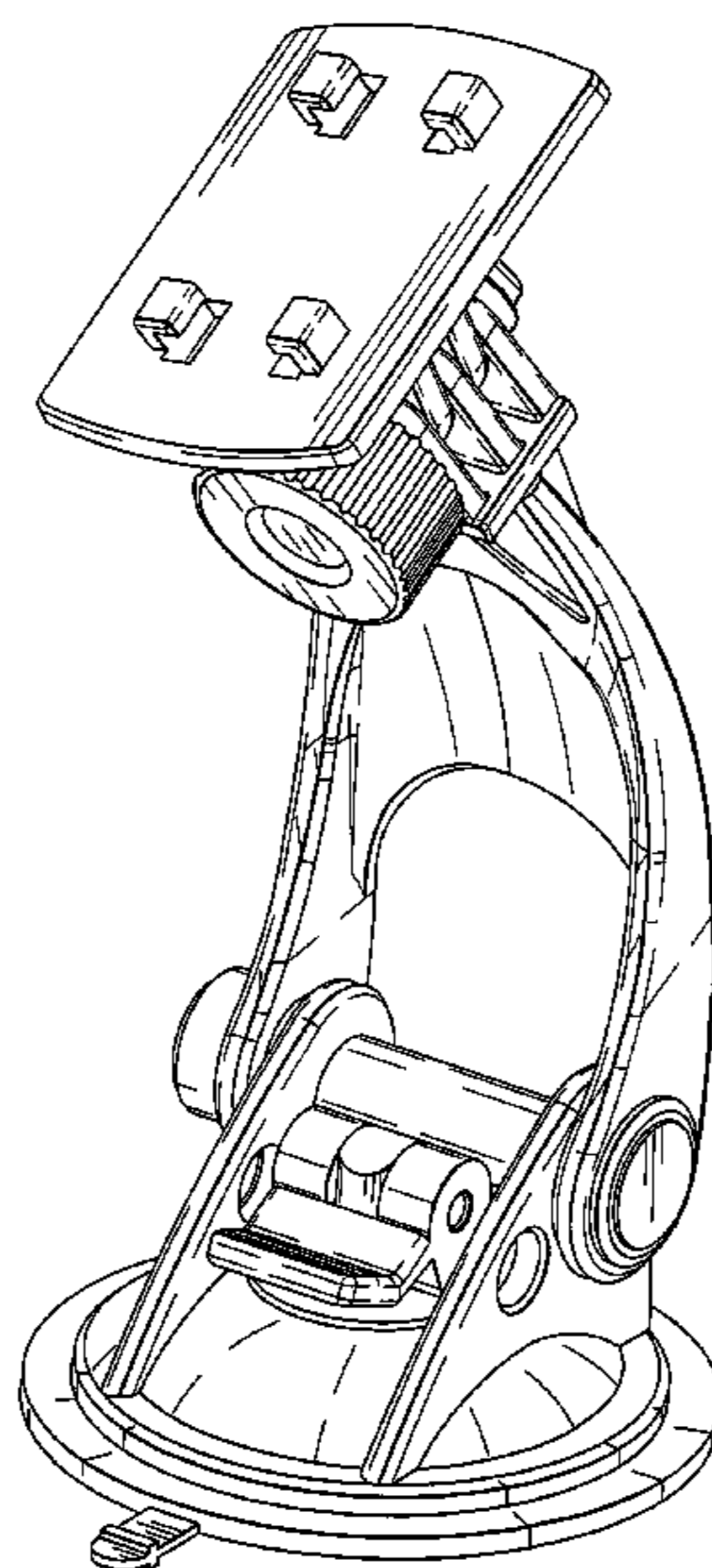
FIG. 5 is a left side perspective view of the apparatus support device holder; shown in FIG. 1,

FIG. 6 is a rear side perspective view of the apparatus support device holder shown in FIG. 1; and,

FIG. 7 is a bottom end perspective view of the apparatus support device holder shown in FIG. 1.

The apparatus support device holder is used for supporting an apparatus holder specifically adapted to cradling a particular apparatus such as a wireless phone, GPS or a PDA device or other equipment in a convenient position on a smooth surface such as a windshield of a motor vehicle.

1 Claim, 7 Drawing Sheets



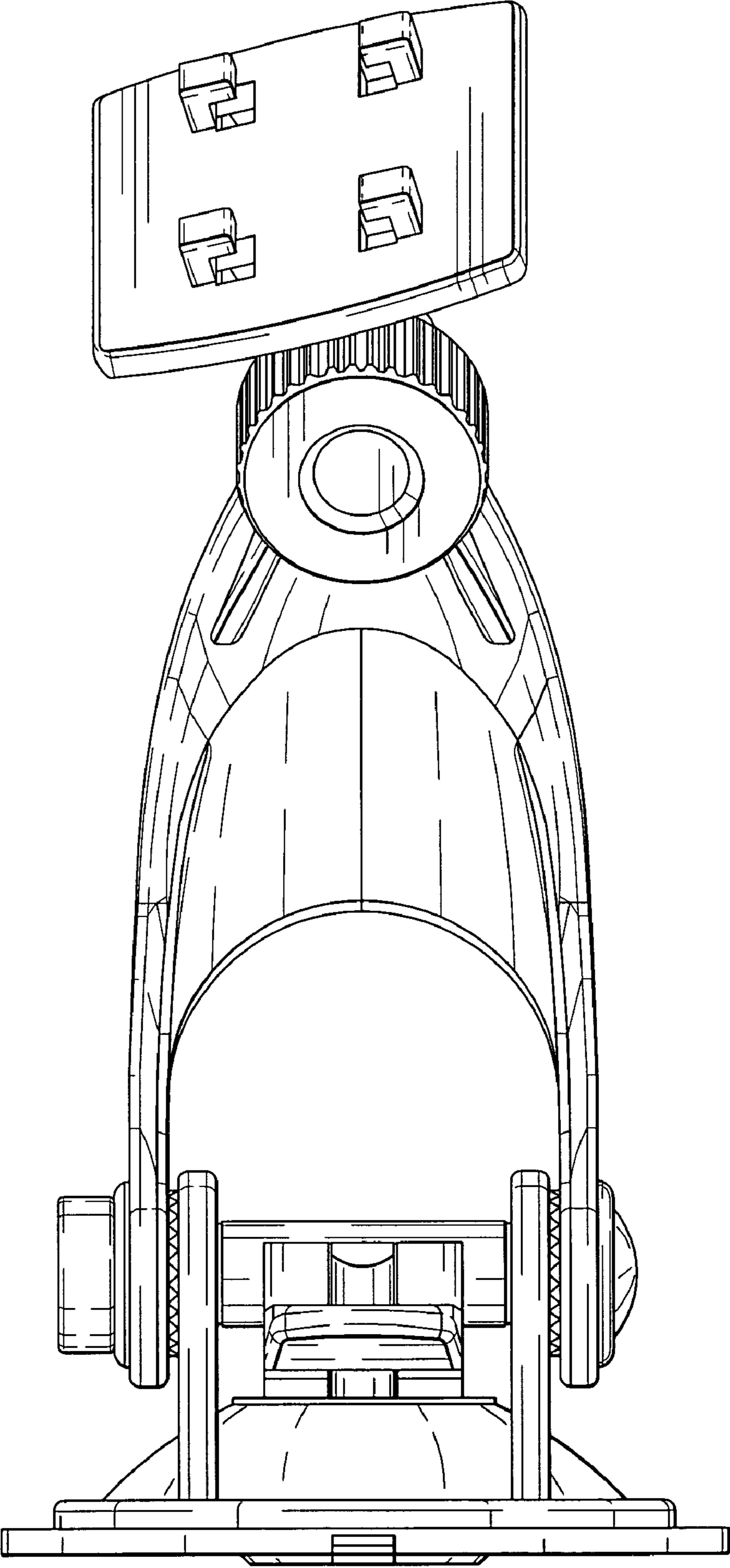


FIG. 1

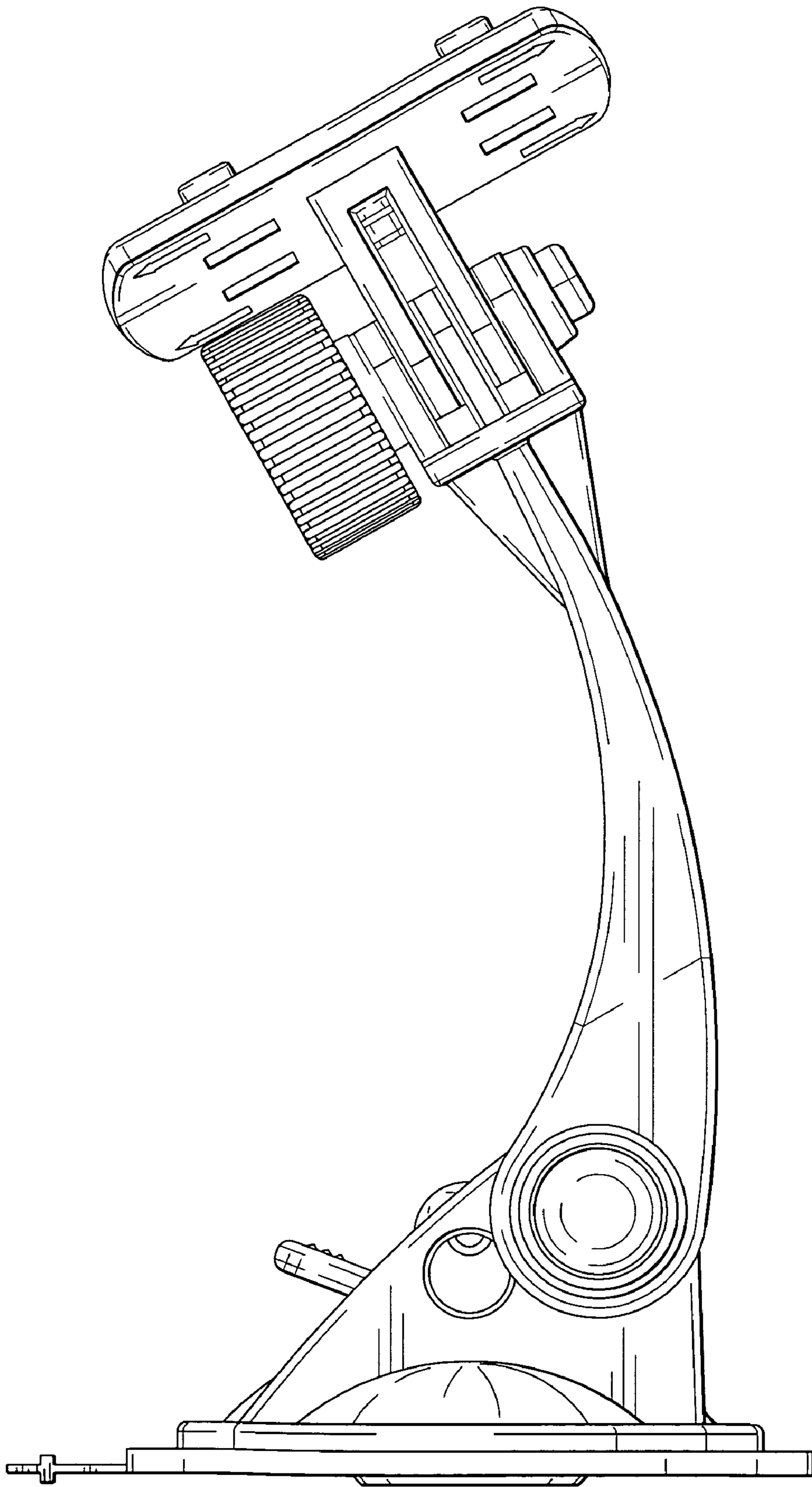


FIG. 2

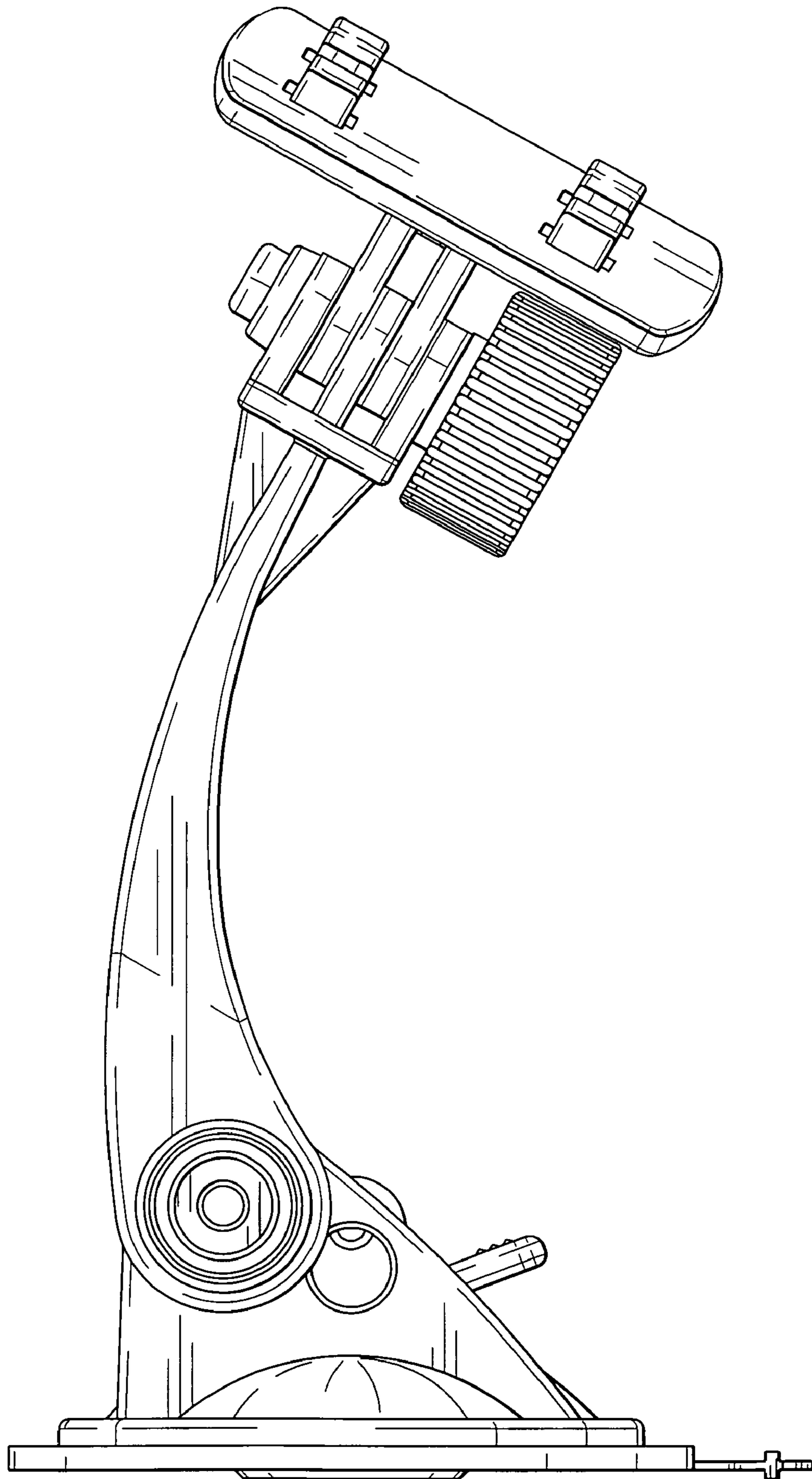


FIG. 3

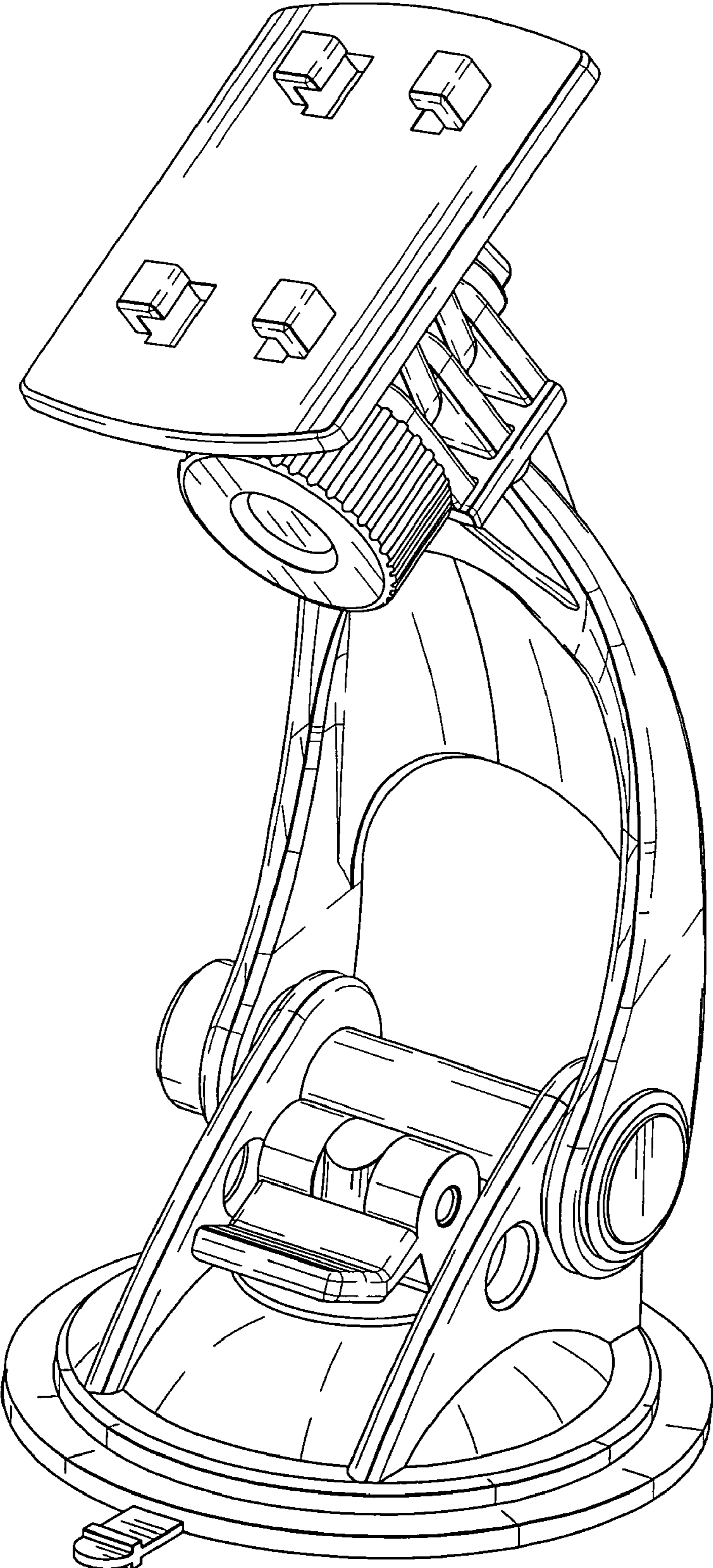


FIG. 4

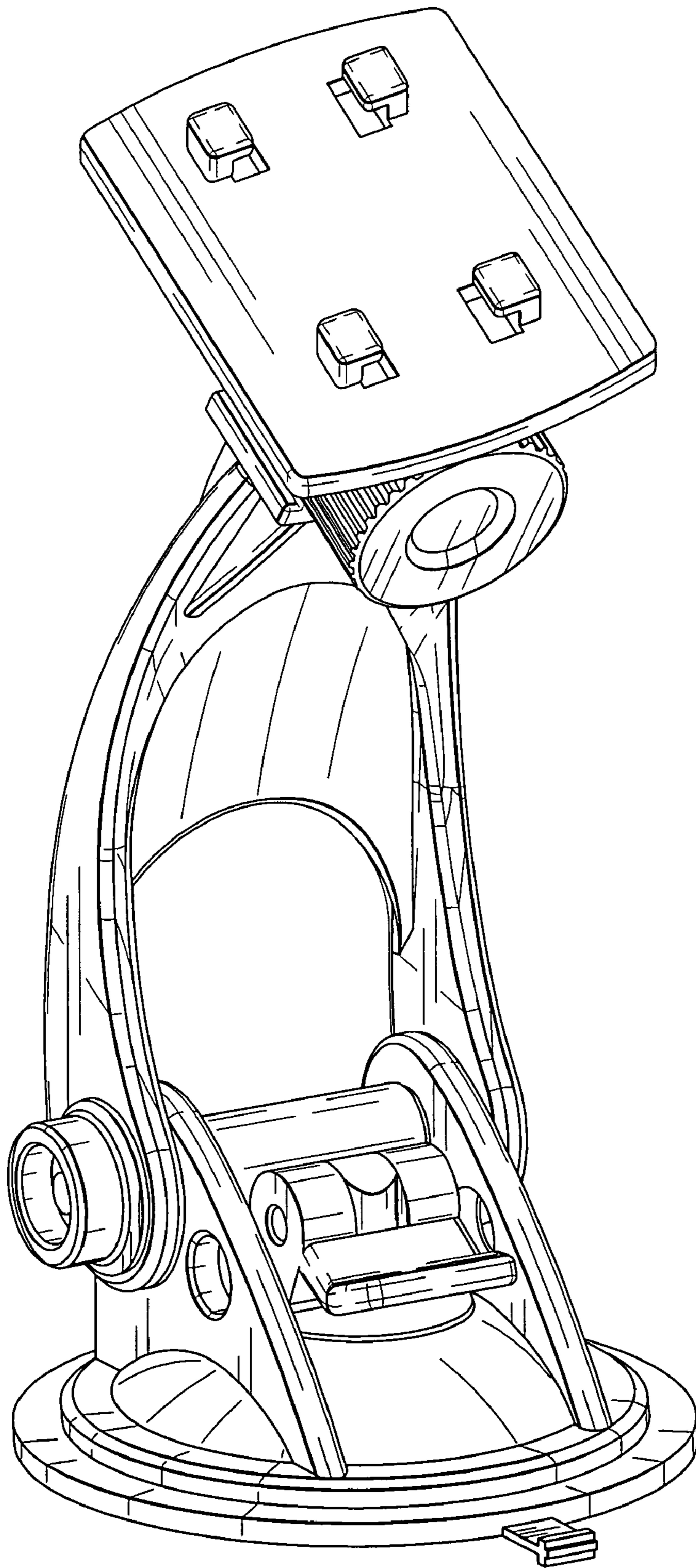


FIG. 5

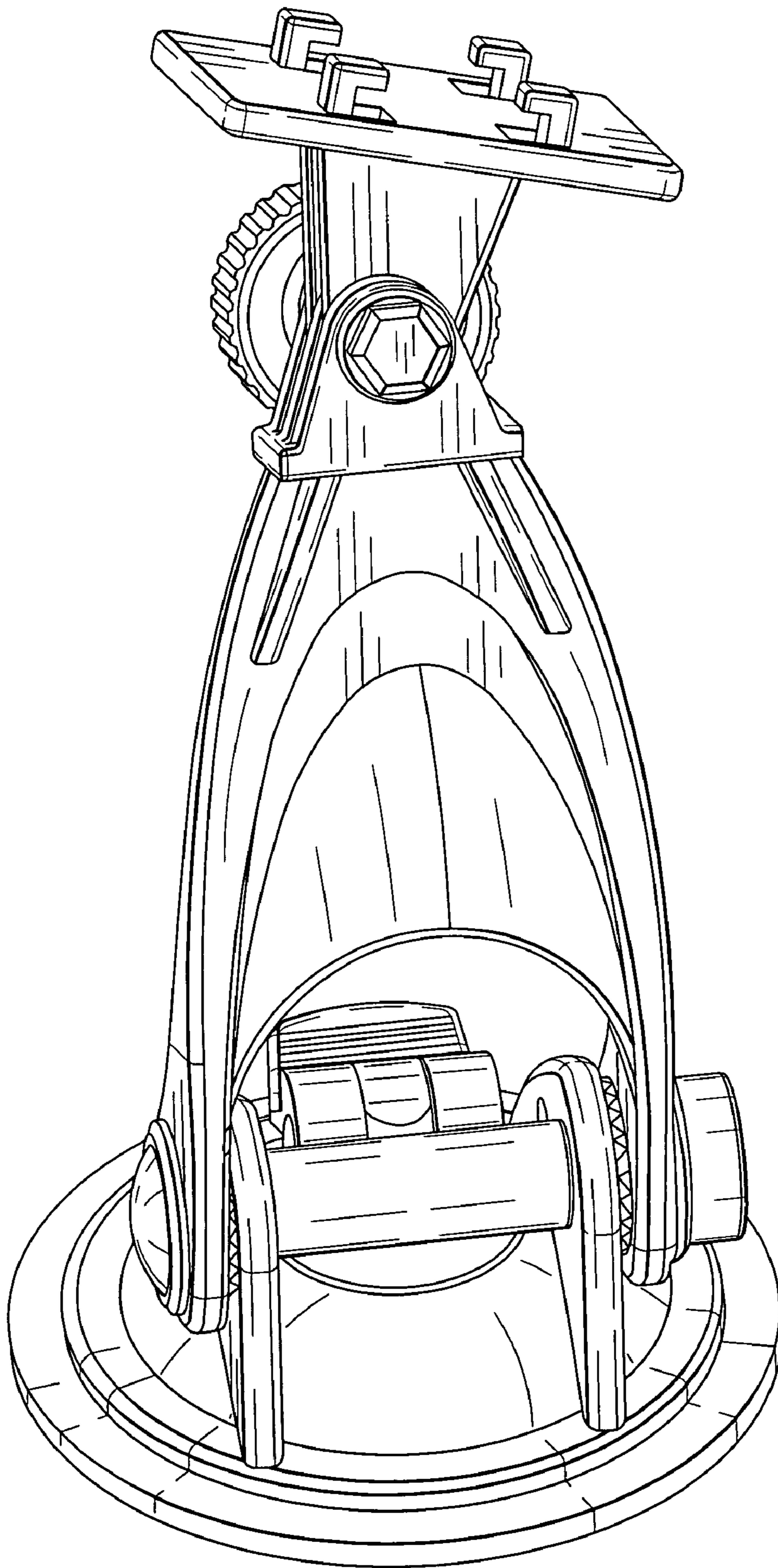


FIG. 6

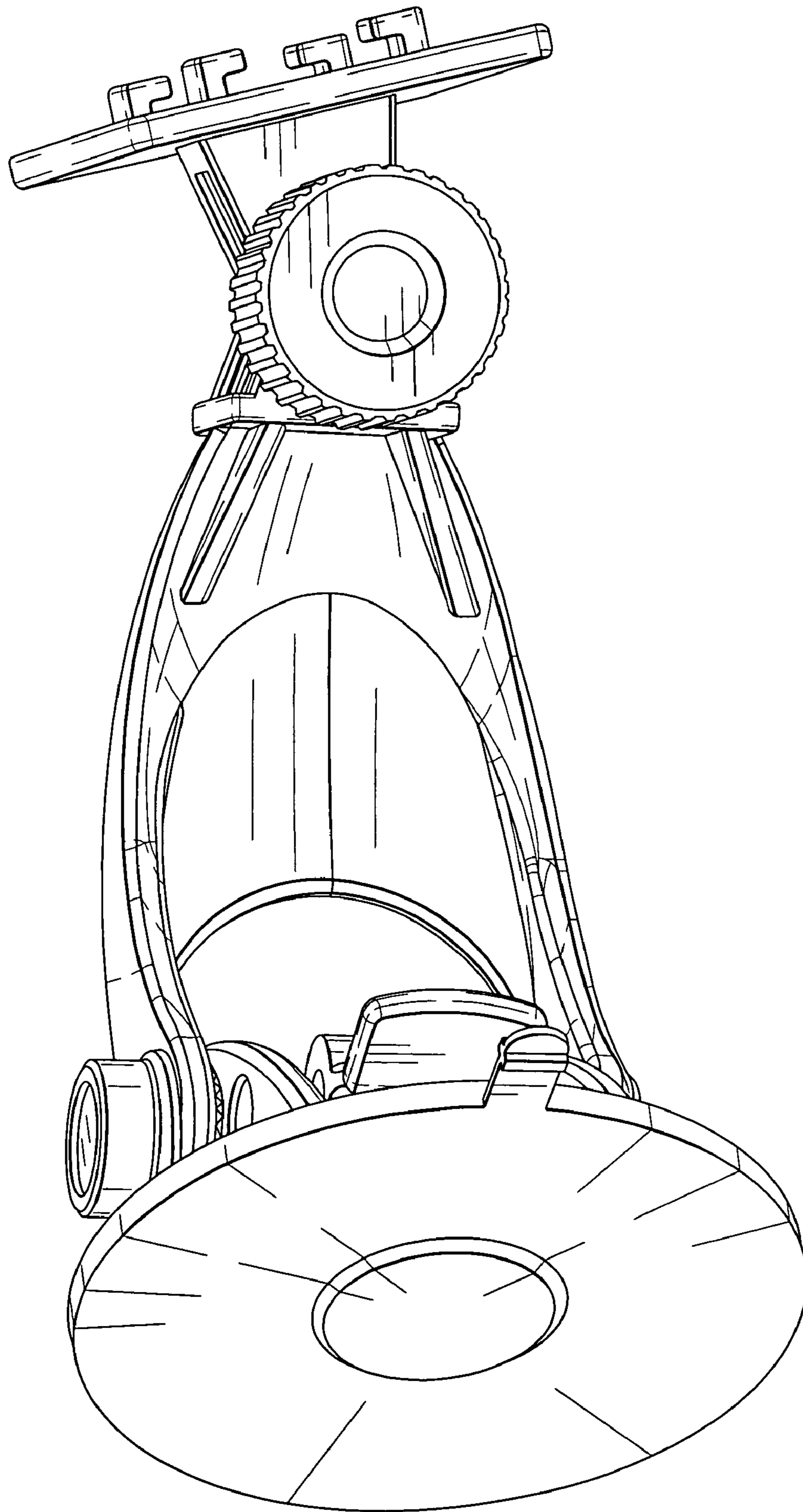


FIG. 7