



US00D590792S

(12) **United States Design Patent**
Chang et al.

(10) **Patent No.:** **US D590,792 S**
(45) **Date of Patent:** **** Apr. 21, 2009**

(54) **CELLULAR PHONE**

(75) Inventors: **Szu-Tsung Chang**, Taipei (TW); **Jun Rao**, Shanghai (CN); **Chiung-Hsien Wu**, Taipei (TW)

(73) Assignee: **Inventec Appliances Corp.**, Taipei (TW)

(**) Term: **14 Years**

(21) Appl. No.: **29/263,091**

(22) Filed: **Jul. 17, 2006**

(51) **LOC (9) Cl.** **14-03**

(52) **U.S. Cl.** **D14/138 AA**

(58) **Field of Classification Search** D14/137-138,
D14/147-148, 156, 218, 247-248, 341-347,
D14/496; D16/208; D21/329, 331, 333,
D21/517; 348/14.01-14.02; 361/814; 379/433.01-433.13;
455/90.3, 556.1-556.2, 566, 575.1, 575.3,
455/575.4

See application file for complete search history.

(56) **References Cited**

U.S. PATENT DOCUMENTS

D513,741 S *	1/2006	Jensfelt	D14/138
D538,252 S *	3/2007	Joung	D14/138
D539,257 S *	3/2007	Obata et al.	D14/138
D539,778 S *	4/2007	Yeh et al.	D14/138
D540,773 S *	4/2007	Meng et al.	D14/138
D542,257 S *	5/2007	Ahn et al.	D14/138
D543,190 S *	5/2007	Huang et al.	D14/138
D545,294 S *	6/2007	Hwang	D14/138
D545,800 S *	7/2007	Ou et al.	D14/138
D546,314 S *	7/2007	Im	D14/138

D546,809 S *	7/2007	Kim et al.	D14/138
D546,810 S *	7/2007	Kwak	D14/138
2004/0180703 A1 *	9/2004	Kim et al.	455/575.1

OTHER PUBLICATIONS

Sony Ericsson T630, announced 4Q 2003, <www.gsmarena.com>, retrieved from internet Oct. 26, 2007.*

Alcatel OT-C552, announced 3Q 2005, <www.gsmarena.com>, retrieved from internet Oct. 26, 2007.*

LG C2600, announced Dec. 2006, <www.gsmarena.com>, retrieved from internet Oct. 26, 2007.*

Toshiba TS608, announced Jun. 2006, <www.gsmarena.com>, retrieved from internet Oct. 26, 2007.*

* cited by examiner

Primary Examiner—Ian Simmons

Assistant Examiner—Carla Jobe Wright

(74) *Attorney, Agent, or Firm*—Troxell Law Office, PLLC

(57) **CLAIM**

We claim the ornamental design for a cellular phone, as shown.

DESCRIPTION

FIG. 1 is a top, right side, and front perspective view of a cellular phone, showing our new design;

FIG. 2 is a front elevational view thereof;

FIG. 3 is a rear elevational view thereof;

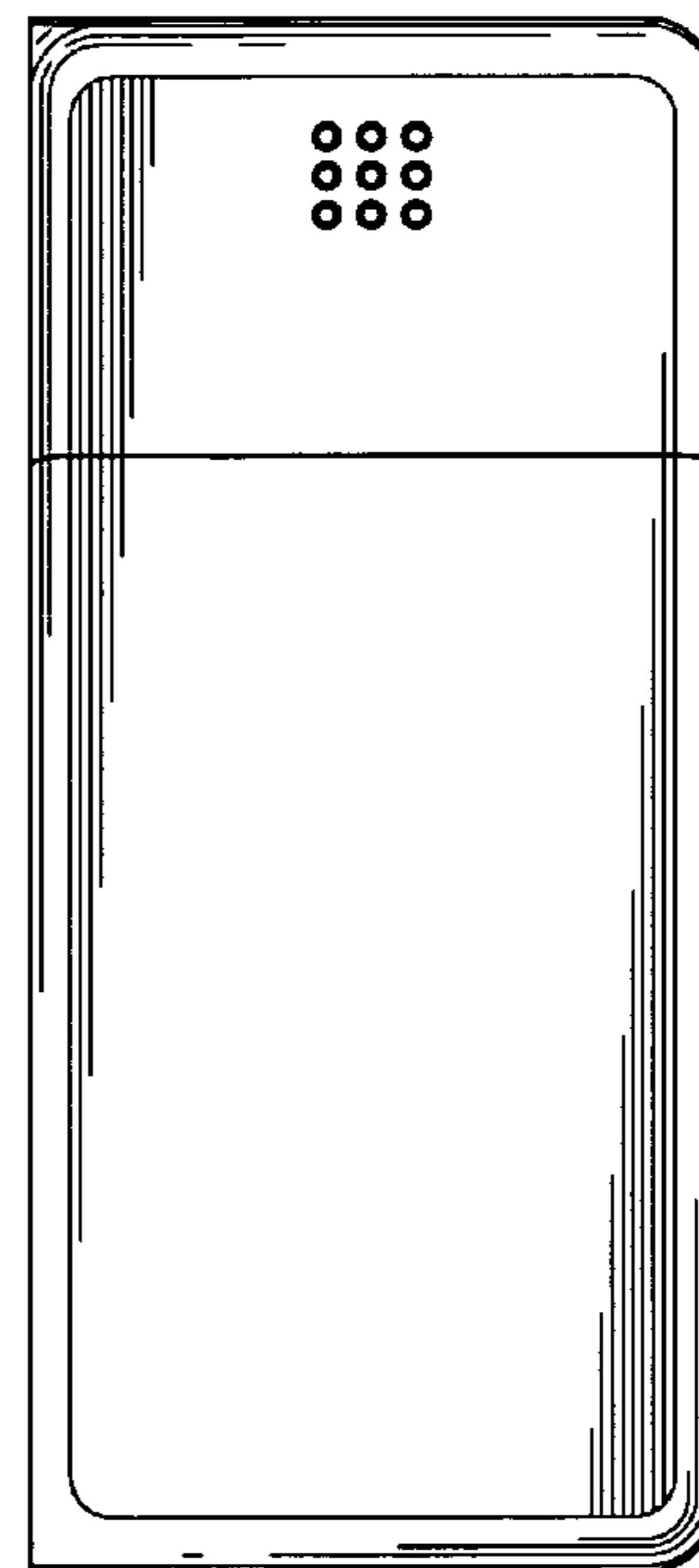
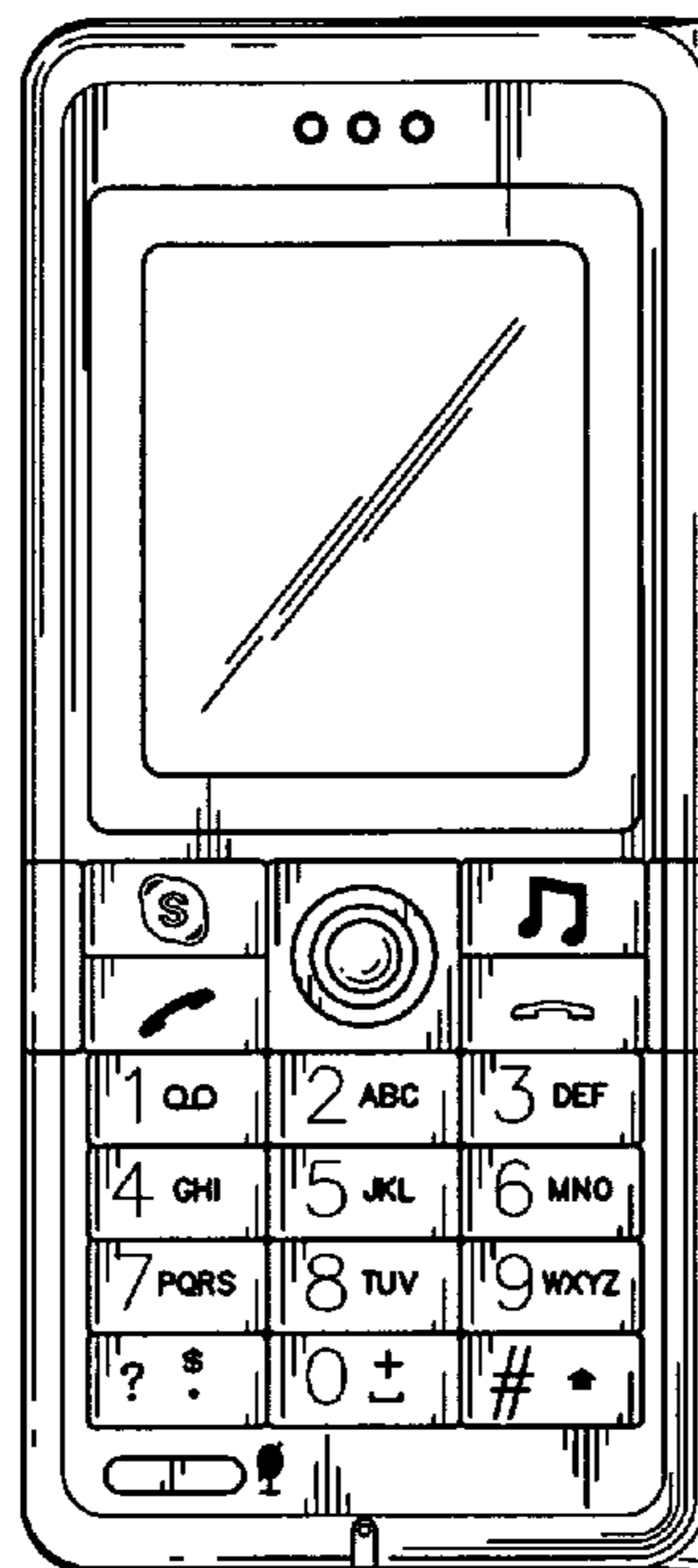
FIG. 4 is a top plan view thereof;

FIG. 5 is a bottom plan view thereof;

FIG. 6 is a left side elevational view thereof; and,

FIG. 7 is a right side elevational view thereof.

1 Claim, 4 Drawing Sheets






FIG. 1

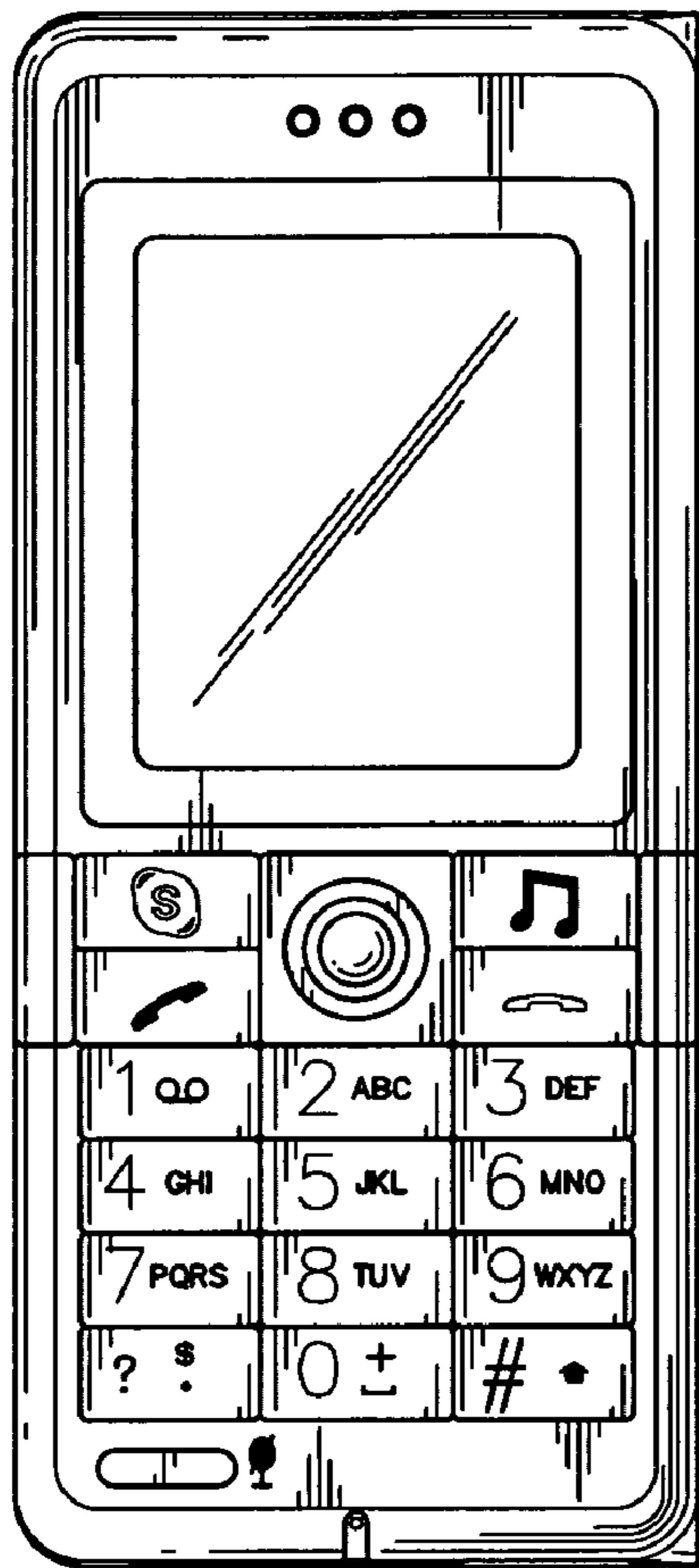


FIG. 2

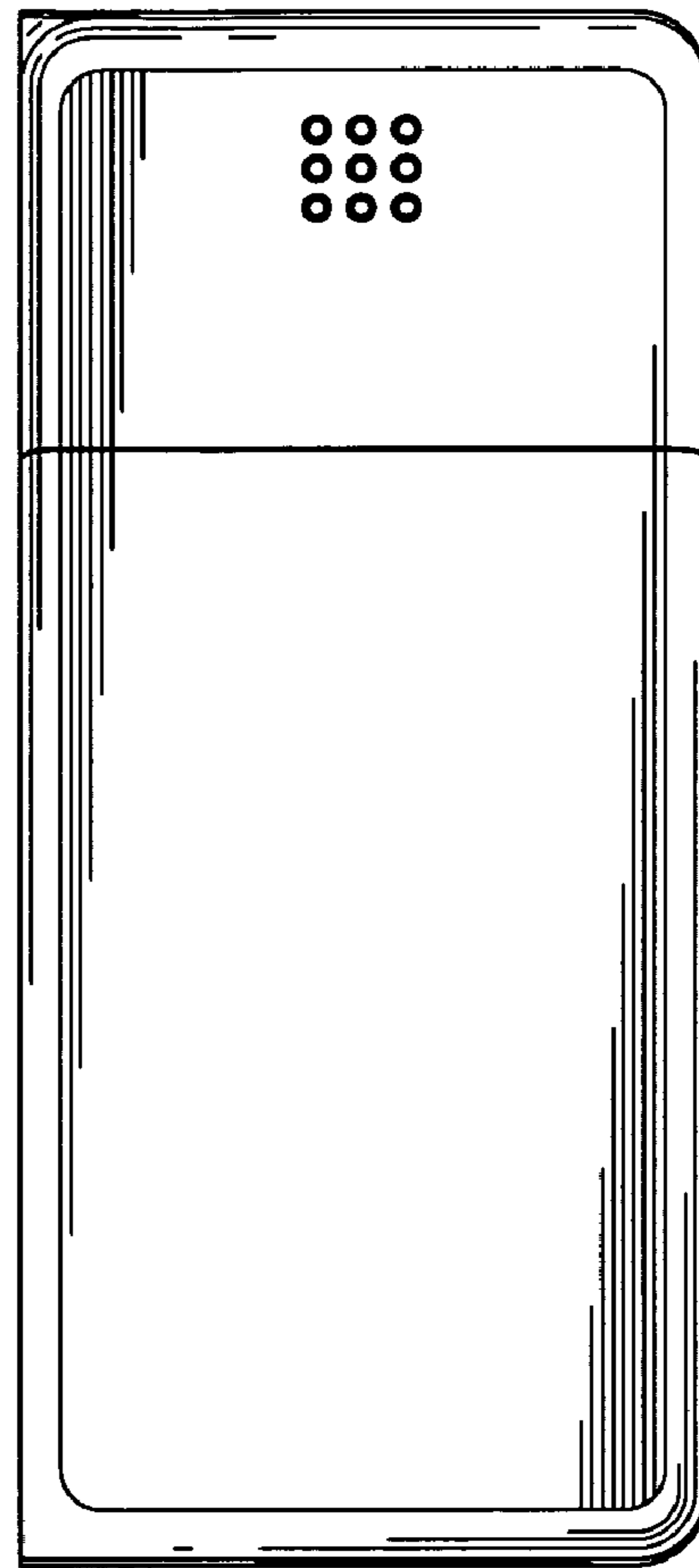


FIG. 3




FIG. 4

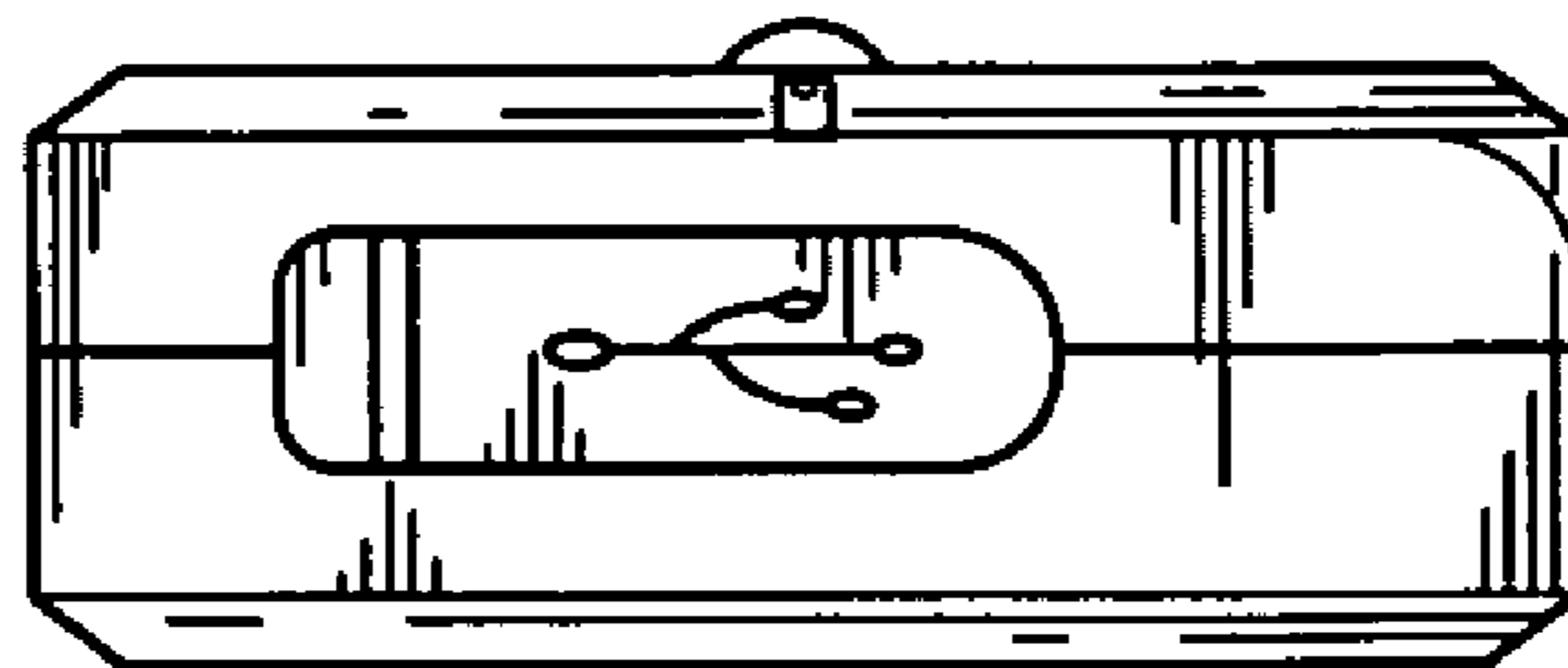


FIG. 5

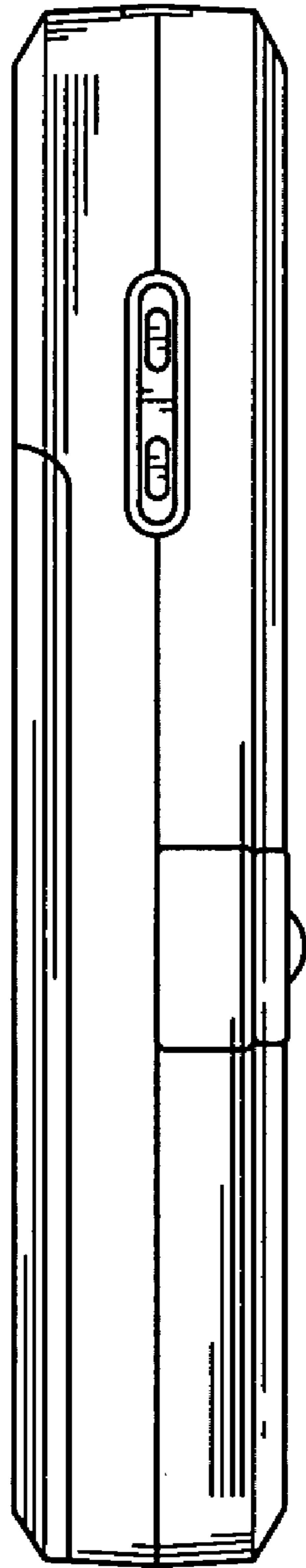


FIG. 6

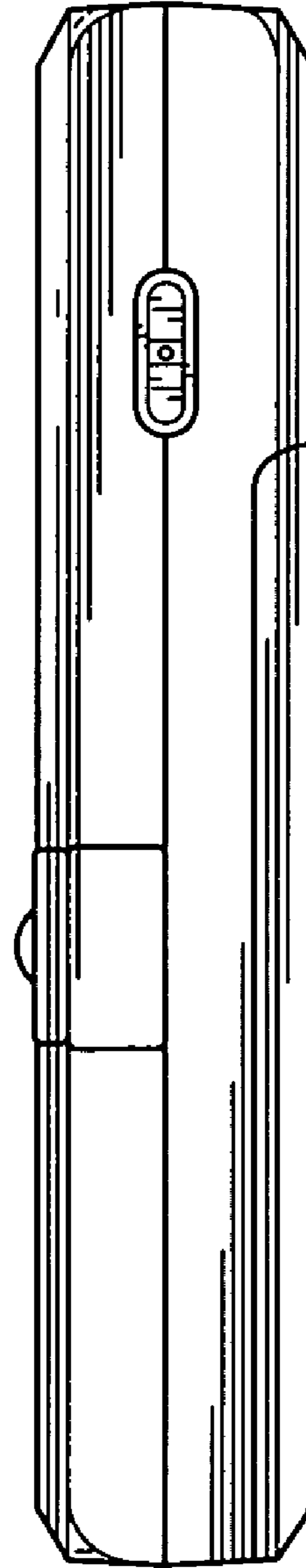


FIG. 7