

US00D590789S

(12) **United States Design Patent**
Pozin et al.

(10) **Patent No.:** **US D590,789 S**

(45) **Date of Patent:** **** Apr. 21, 2009**

(54) **ELECTRONIC IMAGE DISPLAY**

(75) Inventors: **Eric Pozin**, Davie, FL (US); **Kenneth Lucas**, Deerfield Beach, FL (US)

(73) Assignee: **Atico International, USA**, Fort Lauderdale, FL (US)

(**) Term: **14 Years**

(21) Appl. No.: **29/322,027**

(22) Filed: **Jul. 28, 2008**

(51) **LOC (9) Cl.** **14-03**

(52) **U.S. Cl.** **D14/127; D14/126**

(58) **Field of Classification Search** D14/125-134, D14/239, 371, 136, 374-377, 440, 450, 448, D14/336, 342; 312/7.2; 348/836, 838, 180, 348/184, 325, 739; 341/12; 248/917-924, 248/465; 345/104, 133, 156, 168, 87, 173; 720/605, 669, 600, 655; 369/99, 197; D21/329, D21/515, 577, 622, 333, 433, 448, 452, 450, D21/331; D6/477, 479; 273/148 B; 446/484, 446/175, 356; D10/15, 26

See application file for complete search history.

(56) **References Cited**

U.S. PATENT DOCUMENTS

1,531,542 A * 3/1925 Cogshall 434/172
3,466,044 A * 9/1969 Somerville 273/262

3,510,979 A * 5/1970 Fischer 446/124
4,169,332 A * 10/1979 Fischer 446/103
D370,503 S * 6/1996 Burns D21/500
D545,785 S * 7/2007 Riggs D14/127
2006/0172787 A1 * 8/2006 Ellis et al. 463/1

* cited by examiner

Primary Examiner—Raphael Barkai

(74) *Attorney, Agent, or Firm*—Casimir Jones, S.C.

(57) **CLAIM**


The ornamental design for an electronic image display, as shown and described.

DESCRIPTION

FIG. 1 is a front elevational view showing our new design; FIG. 2 is a rear elevational view thereof; FIG. 3 is a top plan view thereof (the top plan view and left side elevational view being identical); FIG. 4 is a bottom plan view thereof (the bottom plan view and right side elevational view being identical); FIG. 5 is a front perspective view thereof; FIG. 6 is a rear perspective view thereof; and, FIG. 7 is a front perspective view thereof depicting a configuration of multiple interlocking electronic image displays.

The broken lines shown in FIG. 7 are for illustrative purposes only and form no part of the claimed design.

1 Claim, 2 Drawing Sheets



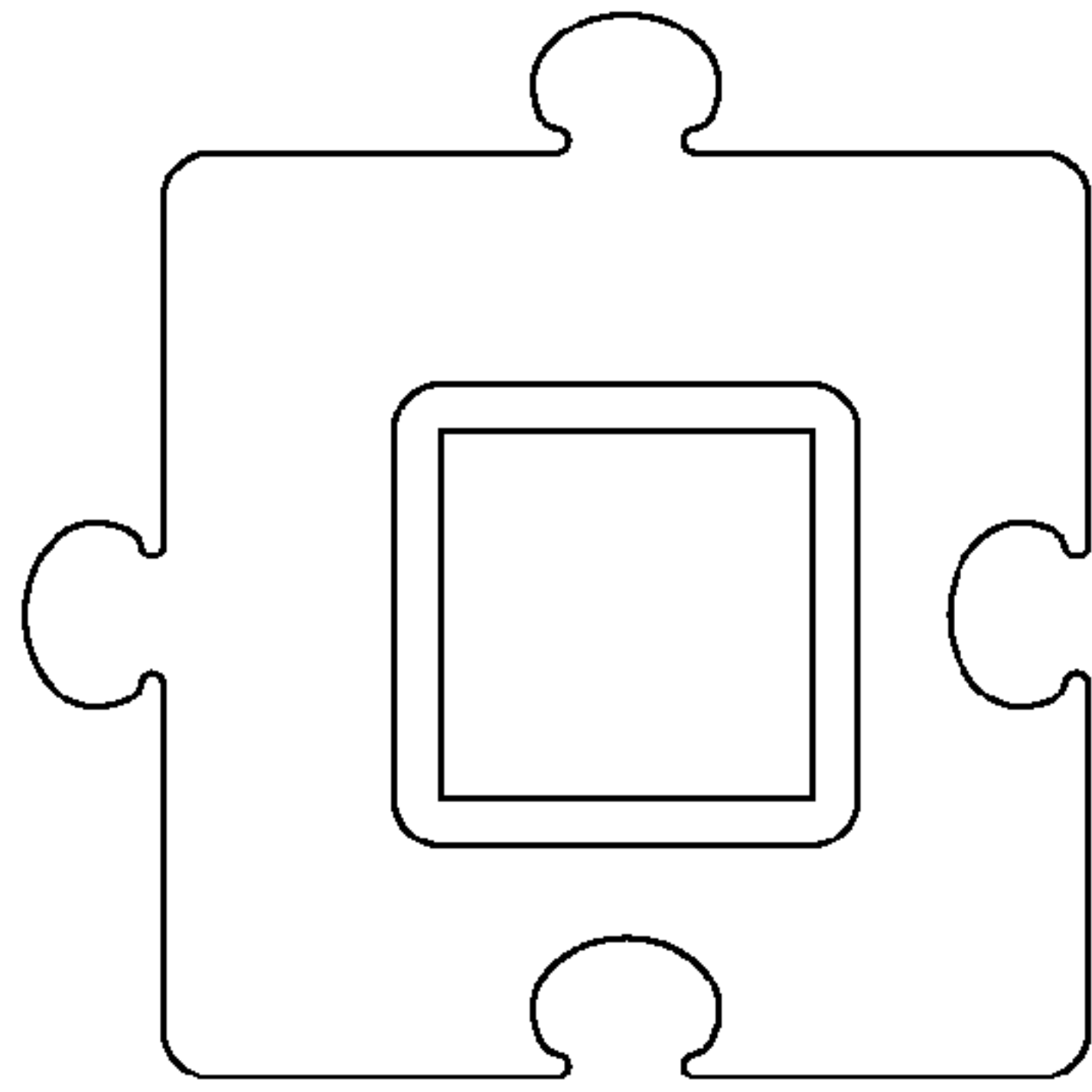


FIG. 1

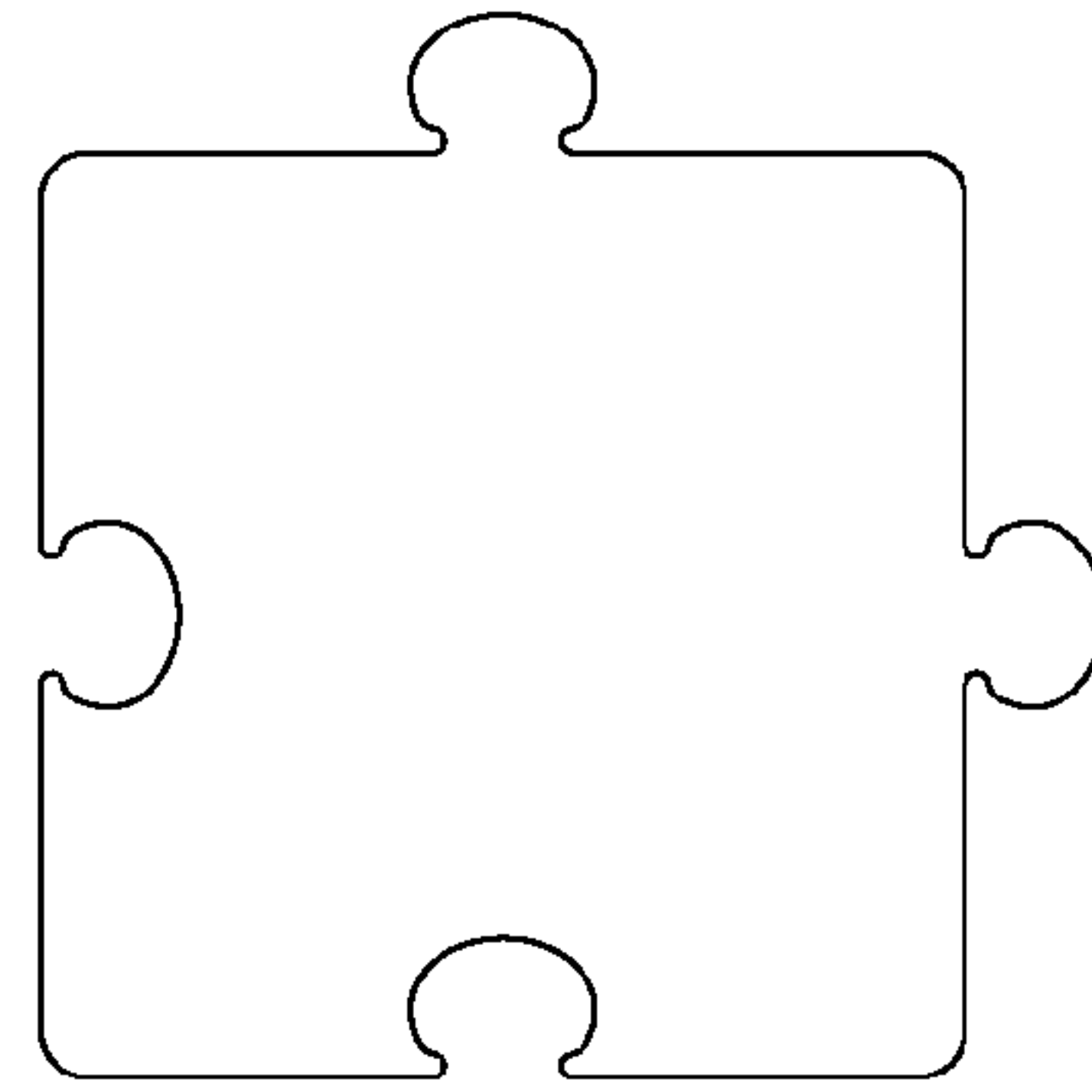


FIG. 2

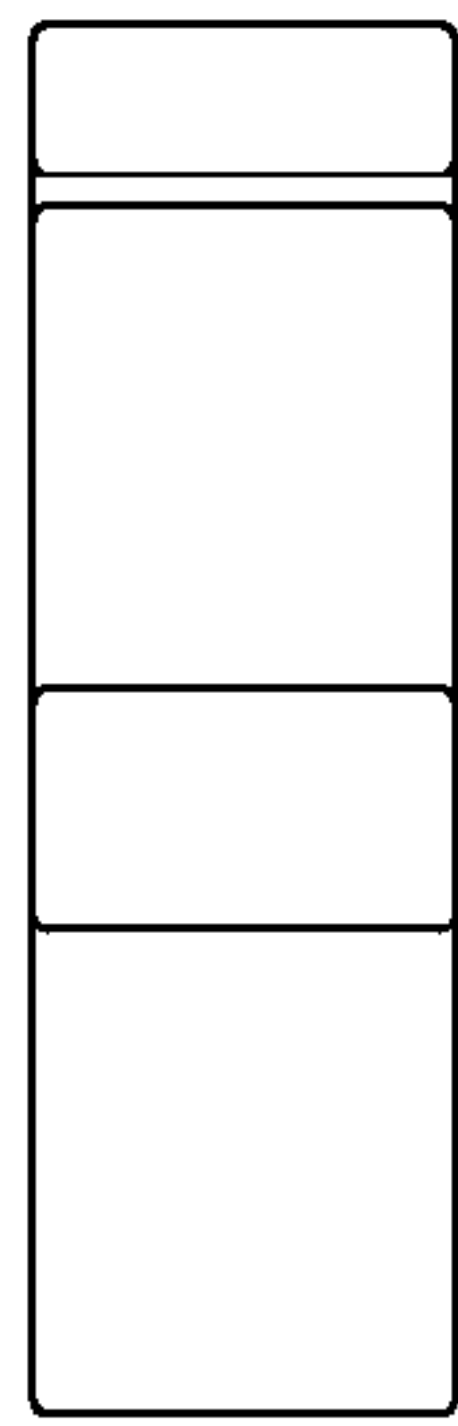


FIG. 3

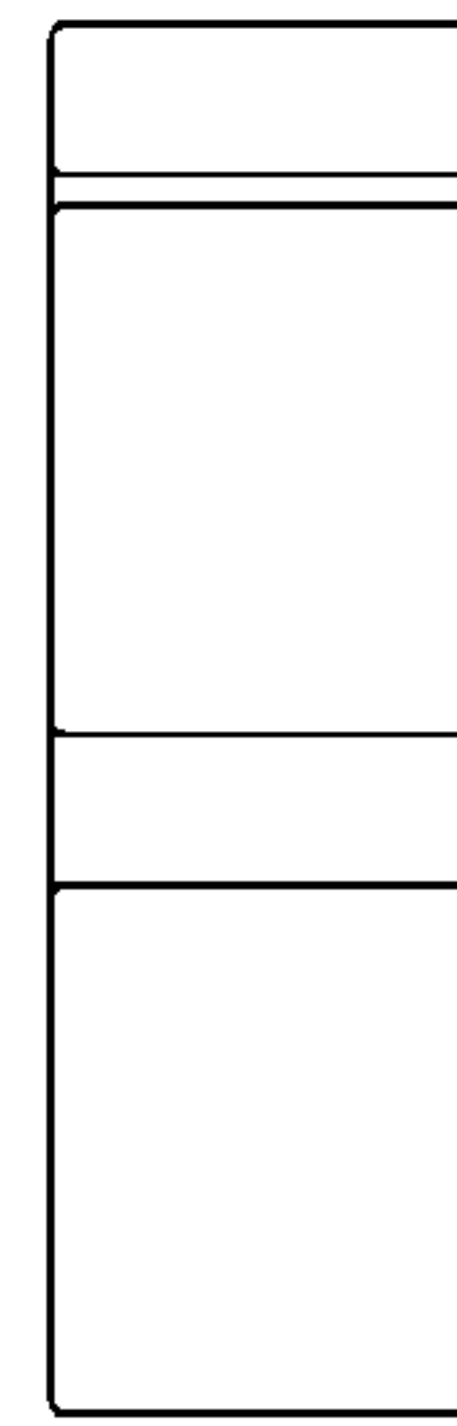


FIG. 4




FIG. 5

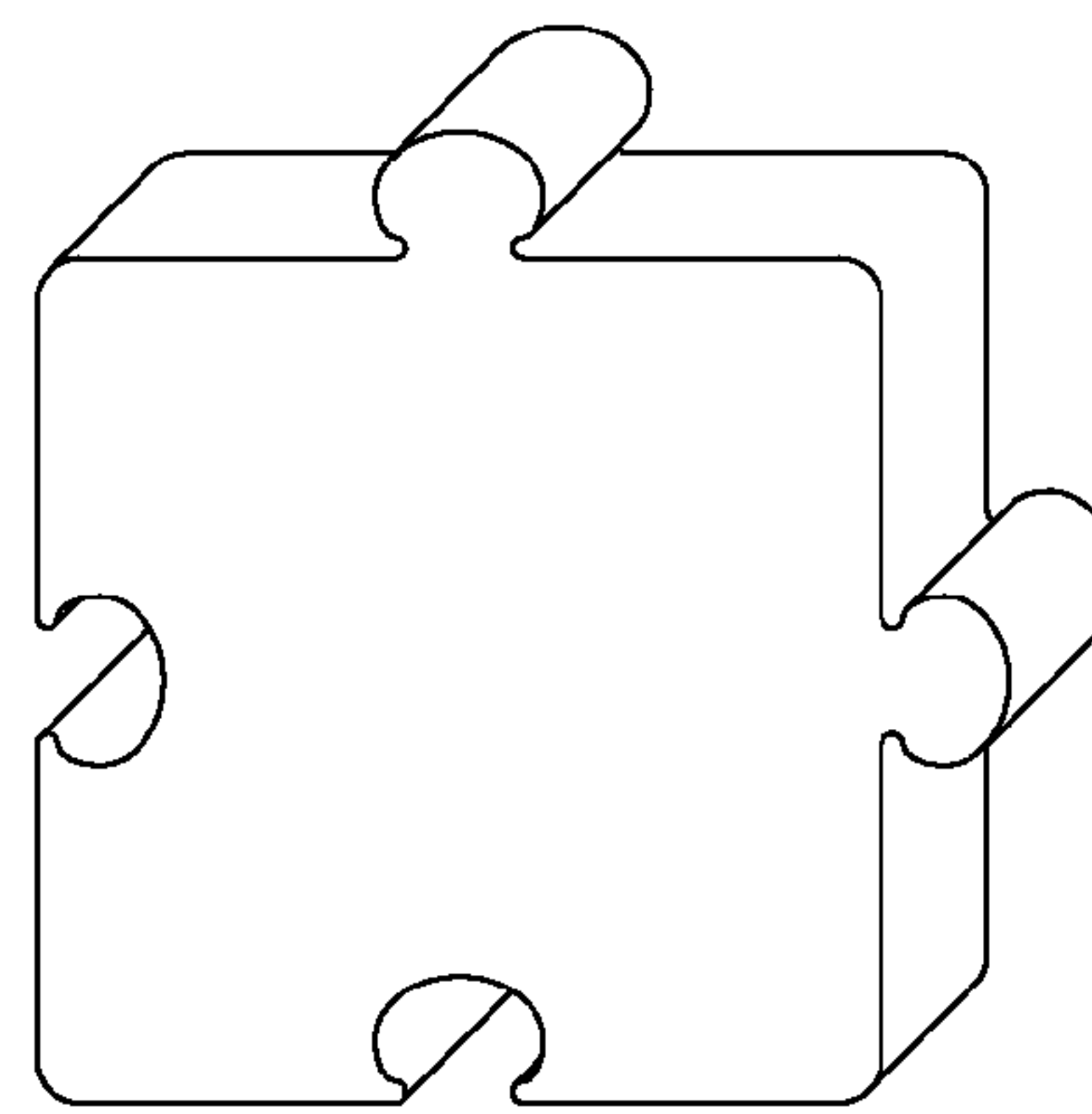


FIG. 6




FIG. 7