



US00D590787S

(12) **United States Design Patent**  
**Vitito**

(10) **Patent No.:** **US D590,787 S**  
(45) **Date of Patent:** **\*\* Apr. 21, 2009**

(54) **MOBILE VIDEO SYSTEM**

(76) Inventor: **Christopher J. Vitito**, 514 Longmeadow St., Celebration, FL (US) 34747

(\*\*) Term: **14 Years**

(21) Appl. No.: **29/309,557**

(22) Filed: **Sep. 3, 2008**

(51) **LOC (9) Cl.** ..... **14-03**

(52) **U.S. Cl.** ..... **D14/126; D14/129**

(58) **Field of Classification Search** ..... D14/125-134, D14/239, 371, 136, 374-377, 440, 450, 448, D14/336, 342; 312/7.2; 348/836, 838, 180, 348/184, 325, 739; 341/12; 248/917-924, 248/465; 345/104, 133, 156, 168, 87, 173; 720/605, 669, 600, 655; 369/99, 197; 455/344, 455/347; D21/329, 515, 577, 622, 333, 433, D21/448, 452, 450, 331; D6/477, 479; 273/148 B; 446/484, 175, 356; D10/15, 26  
See application file for complete search history.

(56) **References Cited**

**U.S. PATENT DOCUMENTS**

D457,504 S	5/2002	Hori et al.	
6,409,242 B1	6/2002	Chang	
D469,413 S	1/2003	To et al.	
6,669,285 B1	12/2003	Park et al.	
D507,785 S *	7/2005	Mizokawa	..... D14/126
D515,522 S *	2/2006	Vitito	..... D14/126
7,044,546 B2 *	5/2006	Chang	..... 297/217.3
D539,768 S	4/2007	Vitito	

D559,808 S	1/2008	Vitito	
D561,275 S *	2/2008	Vitito	..... D21/515
D564,991 S	3/2008	Vitito	
2002/0140632 A1	10/2002	Shah	
2004/0004378 A1	1/2004	Park et al.	
2004/0032543 A1 *	2/2004	Chang	..... 348/837
2004/0227861 A1	11/2004	Schedivy	
2006/0070103 A1	3/2006	Vitito	
2006/0148577 A1	7/2006	Vitito	
2006/0258441 A1	11/2006	Vitito	
2006/0284435 A1	12/2006	Vitito	

\* cited by examiner

*Primary Examiner*—Raphael Barkai  
(74) *Attorney, Agent, or Firm*—Welsh & Flaxman LLC

(57) **CLAIM**

The ornamental design for a mobile video system, as shown and described.

**DESCRIPTION**

FIG. 1 is a perspective view of a mobile video system showing my new design.

FIG. 2 is a front view of thereof.


FIG. 3 is a side view of thereof.

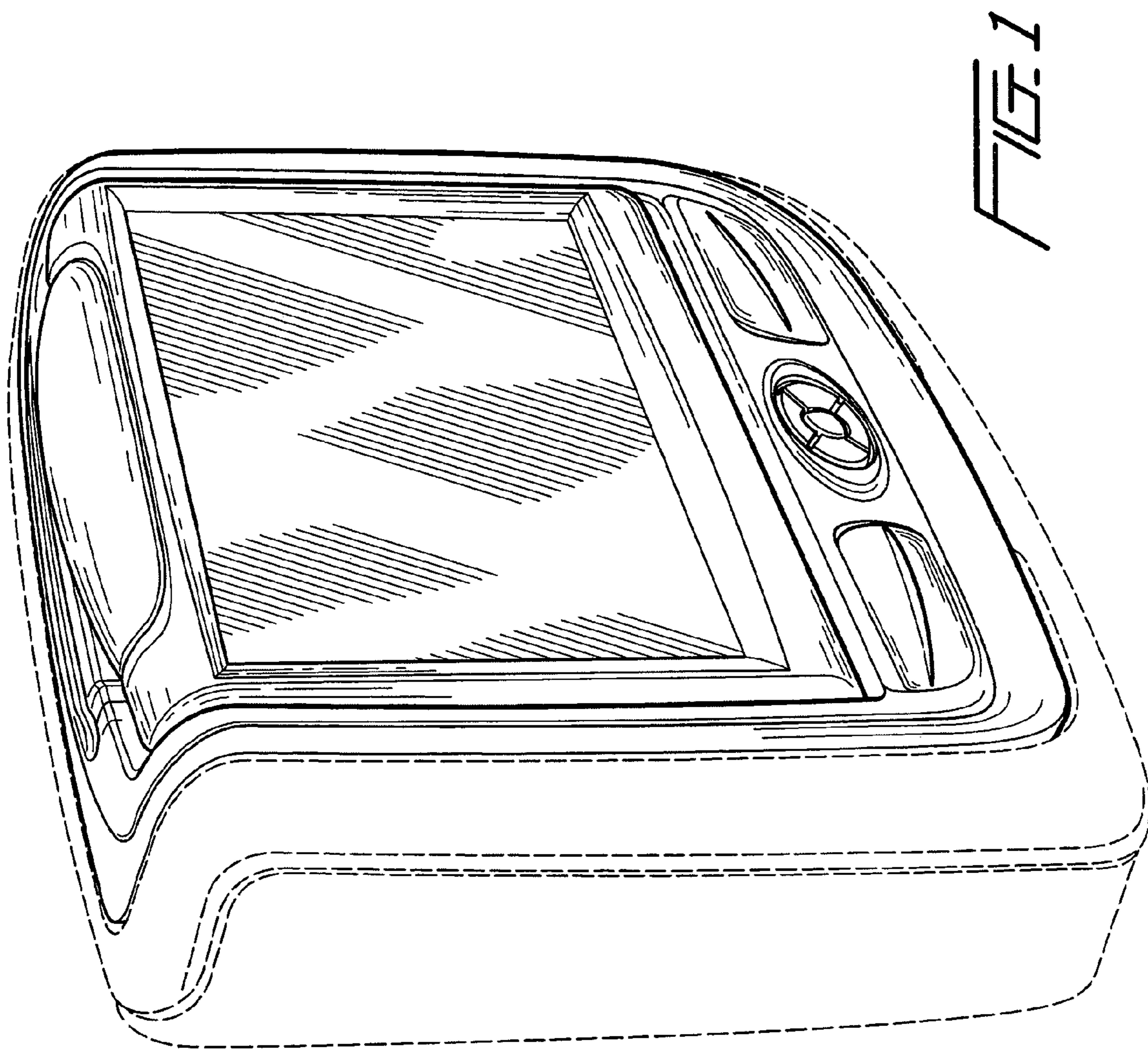
FIG. 4 is a top view of thereof; and,

FIG. 5 is a bottom view of thereof.

The broken lines in the drawings are for the purpose of showing environmental structure and do not form part of the design to be patented.

**1 Claim, 3 Drawing Sheets**





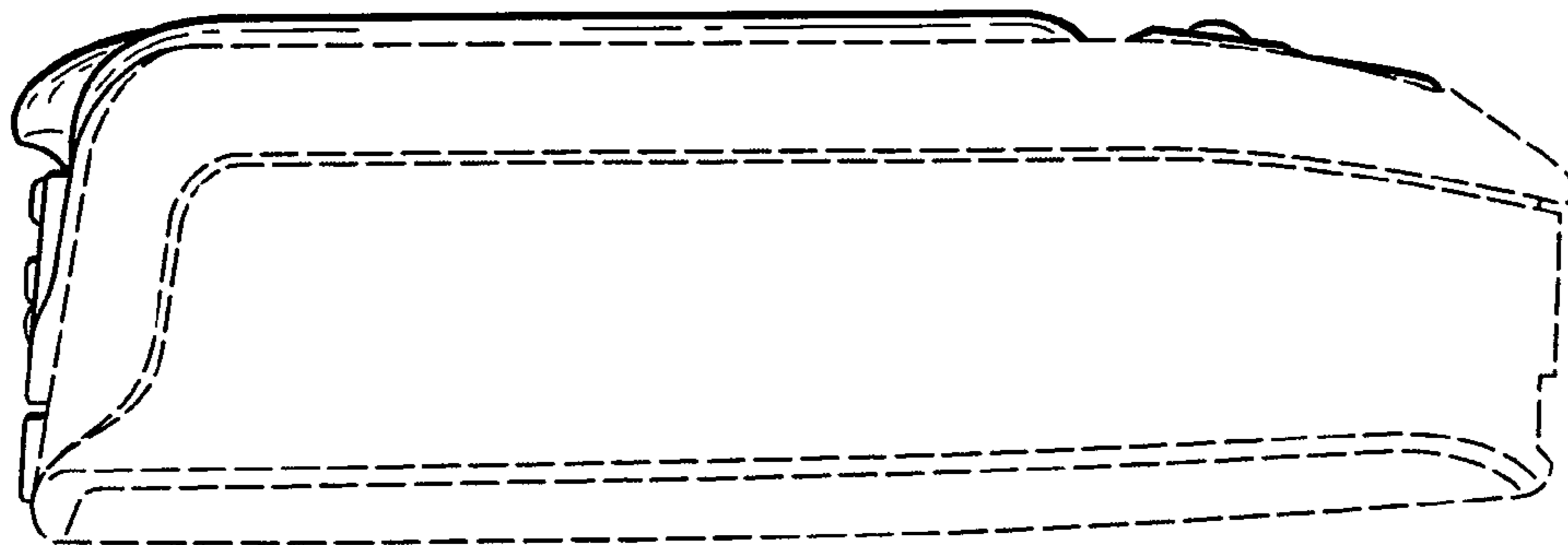


FIG. 3

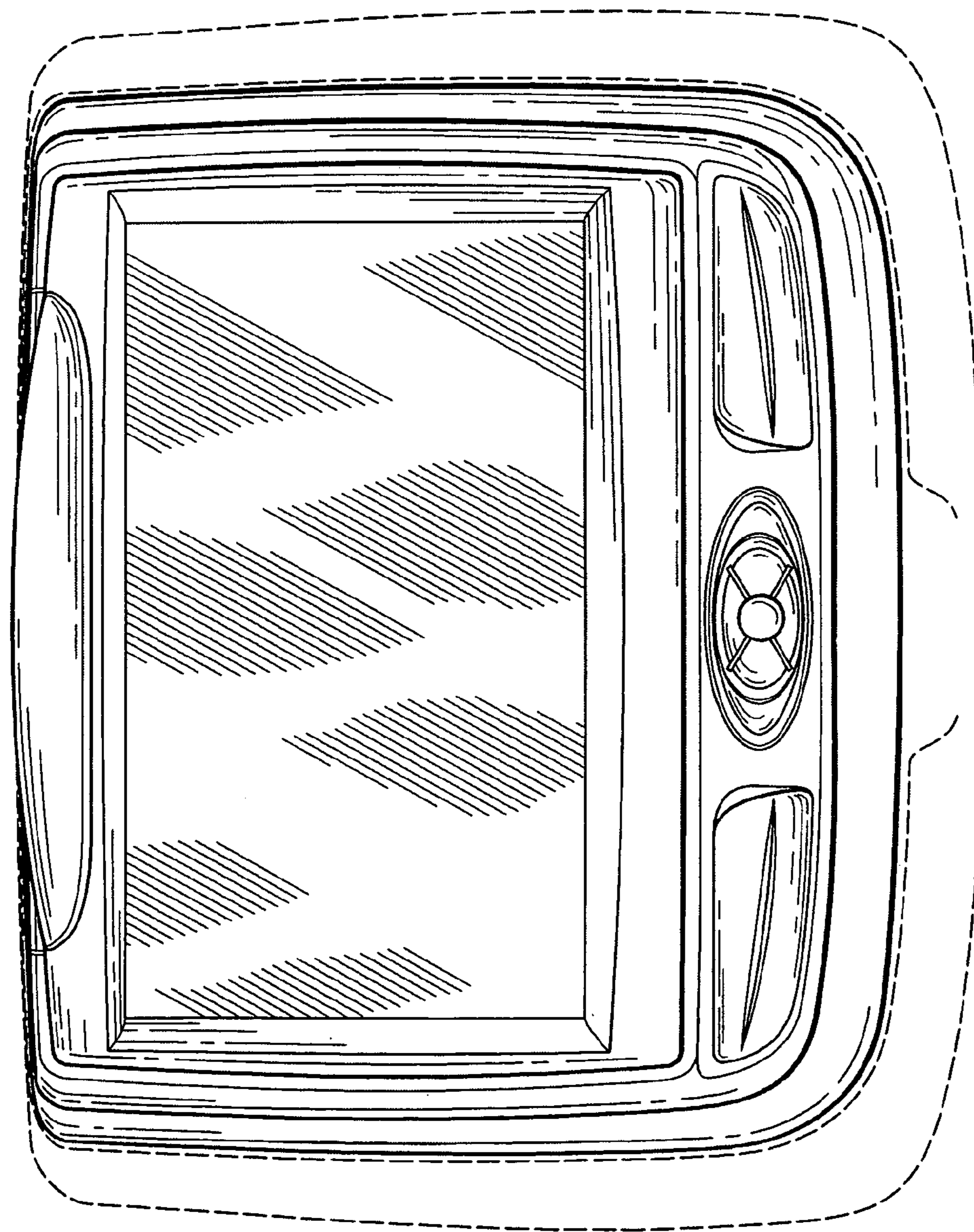


FIG. 2

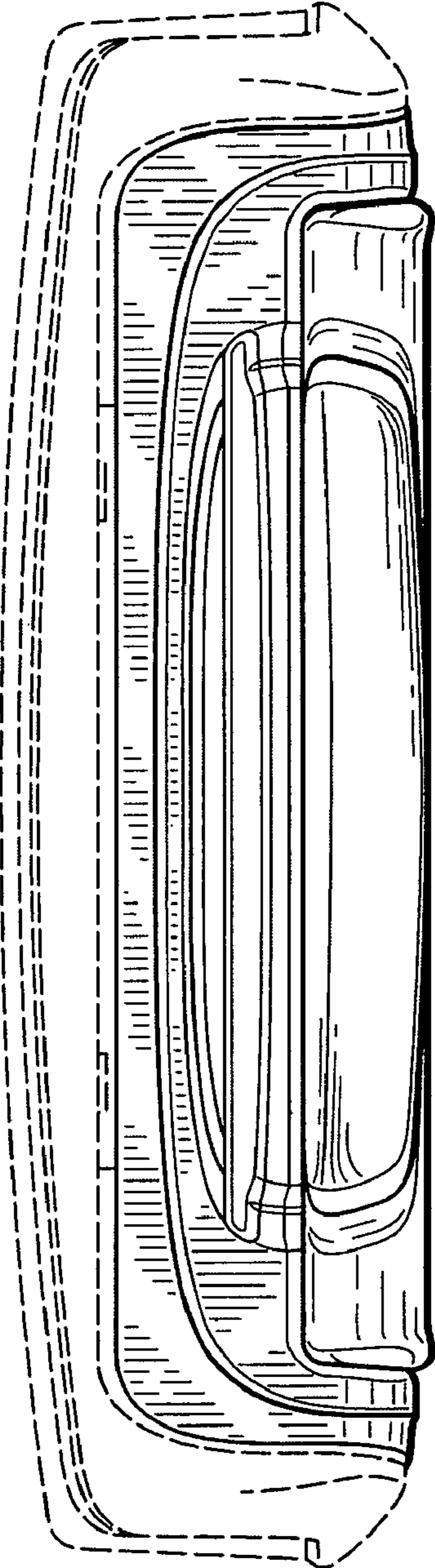


FIG. 4

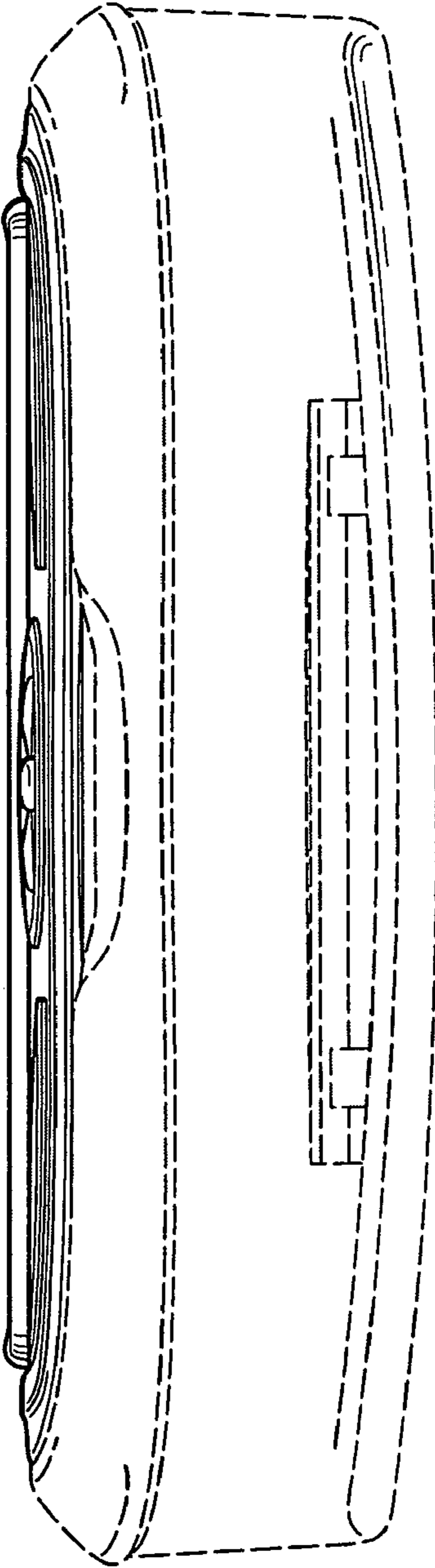


FIG. 5